

ANNUAL REPORT 2024-25

Empowering Communities, Financing Futures.



“Keertana Finserv serves as a prime example of the rapid establishment of a resilient institution through a combination of capability, dedication, hard work, and success.”



Keertana



"From unsure beginnings to steady steps—Keertana was there"



"Her effort made it grow. Keertana made it easier to keep going"



"Where others needed a chance, we offered a start"



"From fragile saplings to flourishing futures, we finance every first step"

**"From Soil to Success
- We Grow Together"**



"Some built businesses. Others built belief. Keertana backed both"



"We're not the story. Just the comma between struggle and strength"



"It was always her story – Keertana was just the first page"



"Behind every green field is a story of resilience, effort - and a little help from Keertana"

TABLE OF CONTENT

1. Corporate Overview	3-22
Corporate Information	3
Company Overview	4
Geographic Presence	5
Product Portfolio	6-7
Performance Matrix	8-9
Message From MD	10
Board Members	11
Embracing the Phygital Approach	12
Customer Testimonials	13
Management Discussion and Analysis	14-22

2. Statutory Report	23-50
Board Report and Annexures	23-50

3. Financial Statement	51- 175
Standalone	51-120
Consolidated	121-175

CORPORATE INFORMATION

Company Name

Keertana Finserv Limited. (Formerly known as Keertana Finserv Private Limited)

Corporate Identity Number

U65100WB1996PLC077252

RBI Registration Number

B.05.03970

Board of Directors

Mrs. Padmaja Gangireddy
Managing Director
DIN: 00004842

Mr. Vijaya Sivarami Reddy Vendidandi
Director
DIN: 03169778

Mr. Vara Prasad Chaganti
Independent Director
DIN: 09425725

Mr. Raghu Venkata Harish
Independent Director
DIN: 06792543

Mr. Mahesh Payannavar
Independent Director
DIN: 00230347

Chief Financial Officer

Revan Saahith Reddy Vendidandi

Company Secretary

Mr. Rajendra Kavikondala
secretarial@keertana.co

Chief Compliance Officer

Mrs. Akshata Parikh (Upto 14.07.2025)

Statutory Auditor

GVCA & ASSOCIATES
(Formerly known as M/s
G C Reddy & Associates)
Reg. No.: 010074S
Name: Vijendra Gaddam
Membership No.: 220735

Registered Office

Office No 919, 9th Floor, 4A, Regus Granduer, AbanindraNath Thakur Sarani, PS Arcadia central (Camac Street), Park street, Kolkata, West Bengal – 700016

Corporate Office

Plot No 31 & 32, Ramky Selenium Towers, Tower- A, Financial District, Nanakaramguda, Hyderabad, Telangana - 500032

Website

<https://keertanafin.in/>

Registrars and Transfer Agents

MUFG Intime India Private Limited

(Formerly Known as Link Intime India Pvt. Ltd)

C-101, 1st Floor, 247 Park, Lal Bahadur Shastri Marg, Vikhroli (West), Mumbai City, Maharashtra - 400083

<https://in.mpms.mufig.com/>

Email:

debtca@in.mpms.mufig.com

Contact Person: Amit Dabhade
amit.dabhade@in.mpms.mufig.com

Debenture Trustee

Catalyst Trusteeship Limited

GDA House, First Floor, Plot No. 85, S. No. 94 - 95, Bhusari Colony, (Right), Kothrud, Pune, Maharashtra - 411038, India.

Phn no.: 020 66807200

Email - compliancectl-mumbai@ctltrustee.com

Axis Trustee Services Limited

The Ruby, 2nd Floor, SW, 29 Senapati Bapat Marg, Dadar West, Mumbai – 400 028

Phone Number: 022 6230 0451

Email - debenturetrustee@axistrustee.com



COMPANY OVERVIEW

Keertana Finserv Limited (KFL or ‘Keertana’) is a new-generation, rural-focused financial institution committed to delivering inclusive credit solutions through innovative technology. Under the visionary leadership of Mrs. Padmaja Reddy, who brings over two decades of experience in building Spandana Sphoorty Financial Limited, Keertana was established to bridge the credit gap for micro and small enterprises—segments often unserved by banks and underserved by traditional NBFCs.

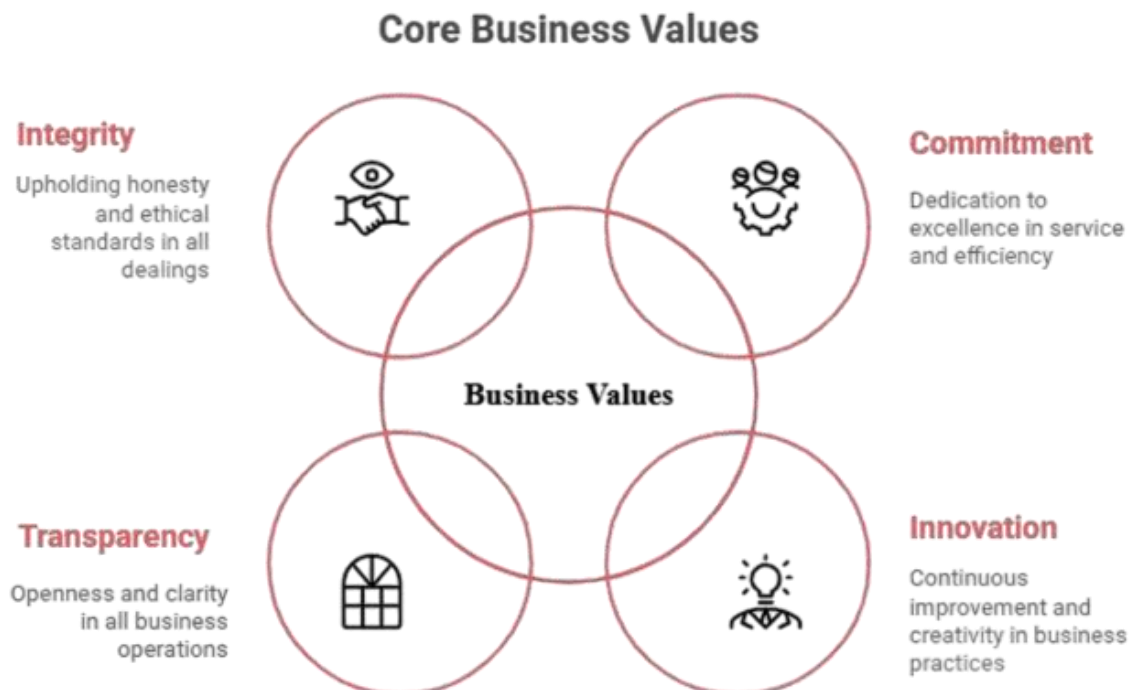
The genesis of Keertana dates back to November 2021, with the strategic acquisition of Rajshree Tracom Private Limited (established in 2001). This entity was rebranded as Keertana Finserv Limited following the necessary regulatory approvals. A significant milestone in this journey was the acquisition of approximately ₹205 crore worth of Gold Loan and Micro Enterprise Loan (MEL) portfolios from Spandana Mutual Benefit Trust (SMBT) and Spandana Rural and Urban Development Organization (SRUDO).

Today, Keertana is evolving into a multi-product NBFC. Our offerings are designed to support our customers through every stage of their financial journey—from building financial resilience through Micro Enterprise Loans, meeting urgent needs with Gold Loans, to fulfilling long-term aspirations via Loan Against Property and Home Loans.

As we continue to grow, Keertana remains deeply committed to empowering underserved communities, enabling entrepreneurship, and fostering financial inclusion across rural and semi-urban India.

We are proud of the progress made so far and remain excited about the road ahead. With your continued support, we look forward to shaping a financially empowered future, one community at a time.

What we strive for:



GEOGRAPHIC PRESENCE

KFL has strategically established a strong network of branches in various states. Company's physical presence enables accessibility and availability, offering customers guidance, support, and expertise throughout the loan process. Company's physical presence reflects its commitment to providing a holistic experience, blending technological benefits with the warmth and expertise of its team members, across geographies. We have distinct set of branches offering exclusive products.

Operational Footprint by Region



Strategic Drivers of KFL's Branch Network



- **Bridging Financial Gaps:** Expanding in regions with limited access to formal banking to promote financial inclusion.
- **Deep Rural Connect:** Serving India's heartland by improving credit access in high-potential rural zones.
- **Synergy with Government Priorities:** Aligning with national and state schemes focused on MSMEs, agriculture, and self-employment.



PRODUCT PORTFOLIO



GOLD LOANS

Ticket Size
₹1K - 50L

Tenure
4-9 Months

Secured Loan Against Gold Ornaments



HOME LOAN

Ticket Size
₹2L - 50L

Tenure
2-10 Years

Affordable Housing Finance Solutions for Rural
and Semi-urban regions



PRODUCT PORTFOLIO



LOAN AGAINST PROPERTY

Ticket Size
₹2L - 50L

Tenure
2-10 Years

Secured Loans to households for business growth and income generation



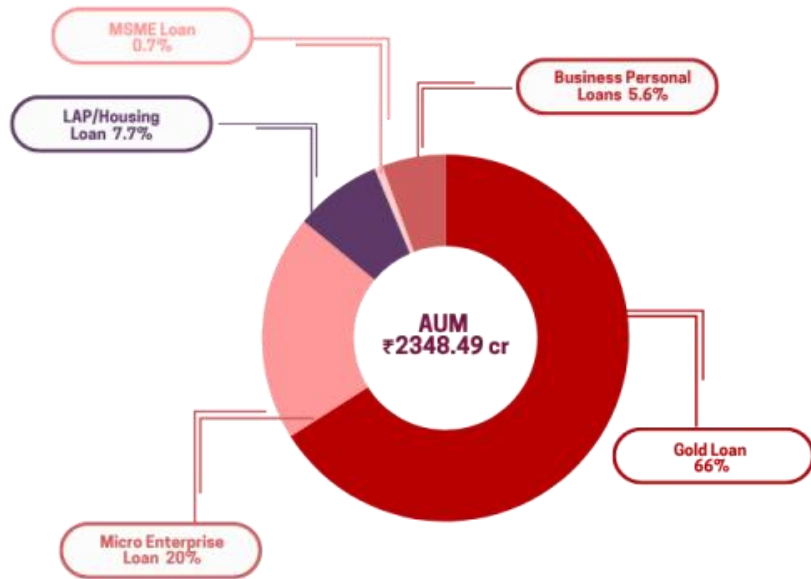
MICRO ENTERPRISE LENDING

Ticket Size
₹20K - ₹80K

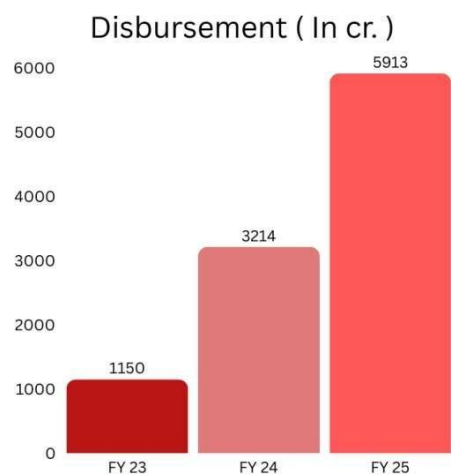
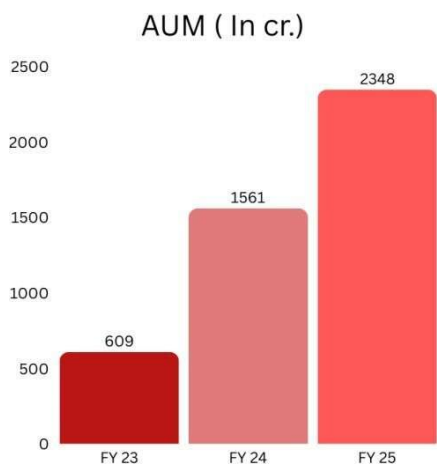
Tenure
18-36 Months

Unsecured loans to Women, Backed By Group Guarantee

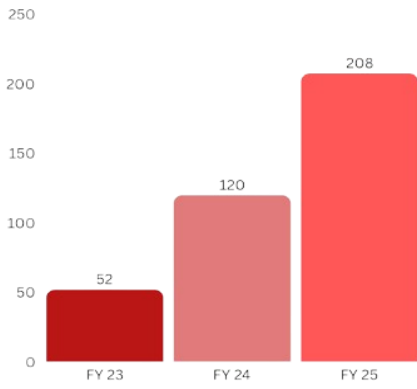
PORTFOLIO MIX



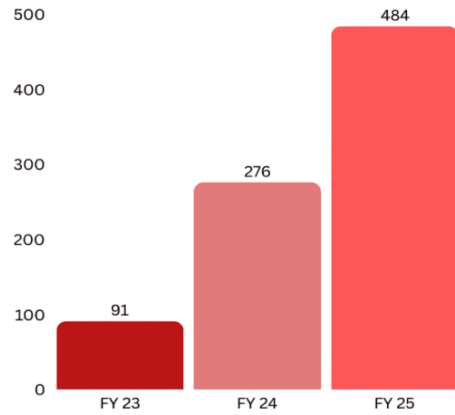
PERFORMANCE MATRIX



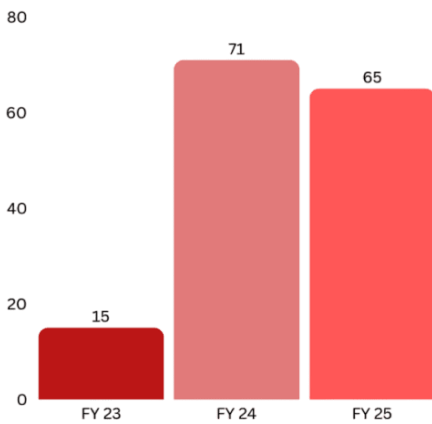
Net Interest Income (In cr.)



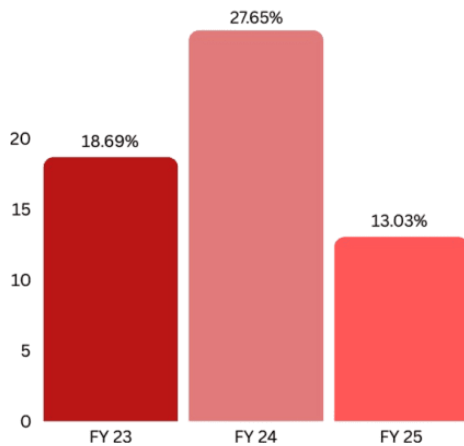
Total Income (In cr.)



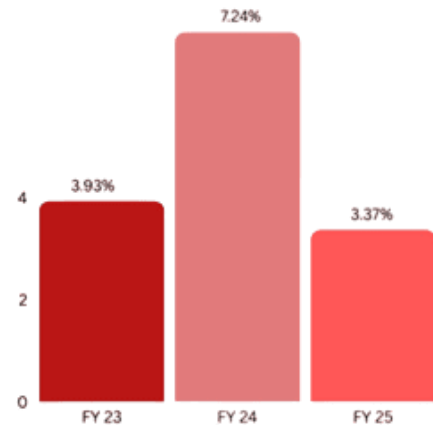
Profit After Tax (In cr.)



Return on Equity (In %)



Return on Asset (In %)



The decline in ROA and ROE ratios above is primarily attributable to the higher credit costs incurred in the unsecured book in the year and measures are being taken to contain delinquencies. Nonetheless, secured book of the company remains robust and continues to grow at a good rate currently constituting 80% of the overall book.



MESSAGE FROM MD



Just three years ago, Keertana Finserv began its journey with a simple but profound promise: to provide finance with dignity, delivered exactly where it is needed most. Today, I am proud to say that this promise has been fulfilled visibly and meaningfully. Our Assets under Management have reached ₹2,348.5 crore, reflecting a remarkable 50 percent growth in the past twelve months alone. We now serve 2.65 lakh households across 54 districts through 402 branches. While we remain a proud Middle-Layer NBFC under the Reserve Bank of India's scale-based framework, the scale that truly matters to us is the ever-widening circle of lives made stronger, safer, and more hopeful.

Our growth has not been a pursuit of volume but a deliberate journey of precision and wise choices. This disciplined approach has enabled us to expand our flagship product, Gold Loans, to ₹1,551 crore—backed by rigorous underwriting, same-day disbursal, and an unwavering reputation for fairness. Our Housing Loans and Loan Against Property products continue to provide secure, asset-backed credit to entrepreneurs and families committed to building better futures. In the JLG microfinance segment, we acted proactively upon early signs of sectorial stress, slowing down disbursements since December 2024 and transitioning existing portfolios to asset-management mode. This decision underscores our commitment to prioritizing portfolio quality over growth momentum, resulting in industry-leading asset health, with Gross PAR > 90 days at just 0.77% and Net PAR > 90 days at 0.38%.

Technology adoption at Keertana is always purposeful—it must either deepen trust and sharpen control. Over the year, we have introduced thermal printers at branches, ensuring that every customer receives an instant, tamper-proof receipt, while maintaining a permanent digital record. Our enhanced Internal Audit Module, featuring 15-day product audits, branch audits, and event-triggered special audits, helps identify deviations early, preventing risks from escalating. Mobile onboarding with UIDAI authentication, live photo capture, and OCR-driven data extraction has compressed KYC time from hours to mere minutes, transforming customer experience. Additionally, we have begun rolling out karatometers that deliver laboratory-grade gold-purity readings, with machines deployed in 65 branches and with plans for every gold branch to be equipped within six months. These initiatives not only reduce costs but, more importantly, embed transparency and trust into every customer interaction.

Our operational efficiency continues to improve even as we scale. The number of branches grew by 41%, from 285 to 402, while Assets under Management per branch increased by 7%, reaching ₹5.84 crores despite the run-down in microfinance book. We have successfully lowered our operating-expense ratio by 188 basis points to 5.12%, reflecting a culture where efficiency is not merely a target but a way of working. This progress is powered by the dedication of over 3,000 professionals at Keertana, whose quiet excellence fuels our sustained success.

On the liability side, we have cultivated enduring relationships with 47 lending partners, earning the market's confidence through consistently issued and subscribed Non-Convertible Debentures. Our credit strength is now affirmed by three leading rating agencies: India Ratings assigned us a rating of [IND] BBB+ (Stable) on 1 August 2024, reflecting their positive view of our financial stability and governance. CRISIL reaffirmed our BBB (Stable) rating, and ICRA maintained its earlier upgrade to [ICRA] BBB (Stable), granted in July 2023. With this broad-based recognition—and the continued support of term loans, retail NCDs, pass-through certificates, and planned equity infusions from my family—we are well-positioned to finance our growth with confidence and strength.

As I write this, I am filled with gratitude—for the journey so far and hopeful for the road ahead. To our customers, thank you for allowing Keertana to walk beside you, to be a partner in your aspirations, and to witness the small, powerful steps that transform your stories. To our employees, your dedication, humility, and values are the soul of our brand. You represent the dignity we promise in every interaction. To our lenders and investors, your belief in our vision is what empowers us to pursue it with ambition and boldness.

The name Keertana signifies a song of devotion—sung in a steady, unwavering rhythm. As we look ahead to the coming year, we are resolved to keep that rhythm—composed of innovation, diligence, and compassion. We will continue to serve not just with numbers, but with purpose. We will continue to grow—not only in scale, but in relevance, trust, and impact. And we will continue to ensure that the melody of inclusive growth plays louder and clearer in every village, town, and city we touch.

Padmaja Reddy
Founder & Managing Director



BOARD MEMBERS



Mrs. Padmaja Gangireddy
Managing Director

Padmaja Reddy is the Promoter, and Managing Director of Keertana. Prior to this, she founded Spandana Sphoorty Financial Limited, took it from a humble not-for-profit beginning to one of the largest MFIs in the country. She scripted a turnaround story of Spandana which went in CDR post 2010 Microfinance crisis, by reviving it and taking it to IPO. She has over 25 years of experience in financial services and Development domains. She holds a master's degree in Business Administration and has pursued trainings on Microfinance from Naropa University, Durham University Business School and Harvard Business School.



Mr. Vijaya Sivarami Reddy Vendidandi
Non- Executive Director

Mr. Vijaya Sivarami Reddy was part of the founding team of Spandana Sphoorty Financial Limited, the second largest microfinance institution in India till November, 2021. He had been associated with Spandana, since its inception and played crucial role in setting up the operations of the company in its initial stages. He was in fact the branch manager of Spandana's very first branch in Guntur town of Andhra Pradesh. He later served as a regional manager and was involved in various operational roles over the years. He holds a Master's Degree in English Literature. Before working with Spandana, he worked as a lecturer and assumed administrative roles with educational institutions for close to 10 years.



Mr. Mahesh S. Payannavar
Independent Director

Mr. Mahesh is a senior Banker with diverse experience in the field of banking and financial services sector at leadership roles. He was a Business Head at IDFC First Bank with primary focus on Corporate NBFC loans, securitization, risk management, compliance and structuring transactions. He has multi decade experience at senior positions in Private Equity Funding, Treasury, Fixed Income, Capital Markets and Corporate Finance. He is a graduate in Chemical Engineering and has done his Masters in Management with Finance specialization. He is a strategic thinker with analytical bend and has a proven track record of building profitable businesses.



Mr. Vara Prasad Chaganti
Independent Director

Mr. C Vara Prasad is a seasoned professional with 21 years of experience in Financial Services and Banking. He has held key positions at renowned institutions like BASIX, ICICI Bank, ABN AMRO Bank, and IndusInd Bank. Most recently, he served as Vice President and Business Lead for the Inclusive Banking Group at IndusInd Bank. Mr. Prasad is currently the founder of Indhan Impact Financial Services Private Limited, a company specializing in Financial Intermediation in collaboration with Banks and NBFCs.



Mr. Raghu Venkata Harish
Independent Director

Mr. Raghu Venkata Harish is the Co-founder of Saggraha Management Services and has served as CEO and MD of saggraha. Saggraha is a bottom of the Pyramid financial services provider with a mission to contribute to the country's financial inclusion effort. Mr. Harish has 26 years of experience in Agri, rural, banking and financial services. In his previous role, he has worked as the COO of Future Financial Services Ltd, Trident Microfinance and as a CPO at Spandana. During his long career, he was with Fullerton Rural, ICICI bank, and Madras Fertilizers in various business centric roles. He has experience handling sales, operations, channel management, branch banking, sales, HR, media and PR and marketing. He holds a bachelor's degree in (B.Sc.) Agriculture, PGDBM and EGMP from IIM - Bangalore.



Keertana’s Tailored Approach to build multi-product NBFC

In an increasingly competitive lending landscape, Keertana Finserv Limited continues to distinguish itself through a specialized branch-led approach combined with the smart integration of technology across operations. Our branch network not only fosters meaningful, on-ground customer relationships but also leverages technology to improve control, efficiency, and customer convenience. Each product vertical is run through independent physical branch formats, converging at the Head Office for centralized oversight and governance.

Specialized Branches for Focused Offerings

At the core of our strategy lies the operation of three distinct types of branches, each focused on a particular product vertical:

- Gold Loans
- Micro Enterprise Loans (MEL) delivered through the JLG model
- Retail Loans including Loan Against Property (LAP) and Home Loans (HL)

These branches are strategically located to ensure accessibility, while their product-specific specialization ensures high-quality customer engagement and expertise.

Enhanced by Technology: A Hybrid Model

Our commitment to a dual-channel model—physical branches augmented by digital processes—remains a key differentiator. Each vertical leverages customized technological tools to meet its unique needs:

In Gold Loans, we’ve made significant investments in:

- Security infrastructure
- Vault monitoring using IoT
- Facial recognition at pledge release
- And in 2025, we introduced the use of the Karatmeter, a tamper-proof and highly accurate gold purity testing device.

This innovation has enhanced trust and transparency in our gold valuation process, thereby strengthening customer confidence.

In the MEL vertical, we use our in-house developed Business Rule Engine (BRE) to digitize the entire underwriting process. The BRE assesses borrower income based on occupation-linked benchmarks, enabling real-time digital decision-making while maintaining the physical connection through branch staff.

Efficiency Through Integration

By automating routine transactions and enabling digital documentation, our staff are empowered to focus on value-added customer interactions. The combination of product-specific branches and process automation enables faster decisions, leaner workflows, and a scalable model that preserves high standards of service.

Outlook

Looking ahead, Keertana aims to reach an AUM of Rs. 3,600 Cr comprising completely of secured loan portfolio by March’26, while scaling responsibly across existing and new geographies. Our sourcing continues to be branch-led, supported by strategic tech upgrades that optimize productivity.

We are committed to:

- Deepening customer engagement
- Enhancing customer experience
- Elevating operational efficiency
- Upholding corporate governance and employee satisfaction

As we expand, our focus on digital transformation, personalized service, and sustainable growth remains unwavering—ensuring Keertana continues to be a trusted partner in financial empowerment.

Rating Agency	Instrument	Rating
ICRA	Non - convertible debentures (NCD)	BBB/Stable
	Short term – Fund based working capital demand loans	A3+
	Long-term/ Short-term fund based unallocated	A3+
	Long term – Fund-based term loans	Long-term/ Short-term fund based unallocated
India Ratings	Proposed long term bank loan facility	BBB+/Stable
	Non-Convertible Debentures	BBB+/Stable
CRISIL	Proposed long term bank loan facility	BBB/Stable
	Non-Convertible Debentures	BBB/Stable



CUSTOMER STORIES



Mr. G. Sreenu, a resident of NT Rajapuram village, lives with his wife, Mrs. G. Lavanya. He has been working as an RMP doctor and running a small medical shop from his residence. Spurred by his dedication and ambition he aspired to improve his living conditions and provide better services to his community. Upon learning about the loan offerings by Keertana Finserv Limited at attractive interest rates, he availed a loan from the organization by mortgaging his property. With Keertana's support, he successfully constructed a house and set up a full-fledged medical shop within the same premises. Today, Mr. Sreenu is able to sustain his family independently and serve his village more effectively. He expresses sincere gratitude to Keertana for being a key contributor to his journey of growth and stability.



Rojamma Ruthu, a devoted wife and loving mother of 2 school going children. Despite her husband's daily wages who is a factory worker it was difficult for them to meet their day to day expenses and give their children a better education. With a determination to overcome these financial challenges and give a brighter future to her children, Ruthu decided to start her own business. She started a new business venture and to support this venture she took financial support from Keertana. She took Micro Enterprise loan from Keertana which is specially designed for women backed with group guarantee. Her business venture is now growing and she is able to meet their basic financial needs.

The transformation in Ruthu's life not only addresses the immediate financial concerns but also enables her to pursue her dream of providing her children with quality education and a promising future. Ruthu is grateful to Keertana for giving her the opportunity and support.



Mrs. Pavithra and her husband **Mr. Sahrath Babu** reside in Balasamudra village, about 30 kilometers from our Pavagada branch, along with their young son who is currently studying in 1st standard. Pavithra works as a private school teacher, earning ₹8,500 per month, while her husband is a building contractor with a monthly income ranging from ₹30,000 to ₹40,000. Additionally, the family earns ₹2 lakhs annually by leasing their 8-acre agricultural land to a solar project. Dreaming of building a new and comfortable home for their family, they began construction on their inherited land, investing ₹8 lakhs of their own savings. To support their vision, Keertana sanctioned a housing loan of ₹10.20 lakhs, disbursing ₹7 lakhs in the first tranche. This amount was efficiently utilized, and the house has already taken a beautiful shape. With the remaining ₹3 lakhs set to be released soon, the couple is now close to fulfilling their long-cherished dream. Pavithra and Sahrath Babu extend heartfelt gratitude to Keertana for being a part of this life-changing journey.



Management Discussion and Analysis

Industry Structure and Developments

According to the latest IMF's (International Monetary Fund) World Economic Outlook (October'24), world economy is projected to grow by ~3.3% CAGR in near future. However, India, which is the fifth largest economy, is projected to fare much better than peers with the highest growth rate amongst large economies. It is estimated to grow at ~6.5% CAGR till 2029. The Indian economy presents a promising outlook, with the Reserve Bank of India (RBI) forecasting a 6.5% real GDP growth for FY25-26. This growth is supported by robust domestic demand and strong expansion in the manufacturing and services sectors. While global challenges persist, India's economic performance remains favorable due to lower input prices, moderated food inflation, and efforts to enhance export competitiveness.

As India continues its economic growth trajectory, credit demand remains strong, particularly in the MSME and retail sectors. For FY2026, these segments are projected to grow by 13.5%–14%, supported by increasing formalization, digital lending penetration, and targeted government initiatives. This sustained demand creates a conducive environment for Non-Banking Financial Companies (NBFCs), which continue to serve as a vital source of financing for underserved individuals and small businesses. Their agility, widespread reach, and customer-centric approach position NBFCs as key enablers of financial inclusion and credit delivery.

Looking ahead, NBFCs are expected to benefit significantly from the growing credit appetite across consumer durables, vehicle finance, microfinance, and affordable housing. With the support of evolving co-lending models, regulatory clarity, and innovations in digital credit infrastructure, the sector is poised for steady expansion. This forward momentum reinforces the role of NBFCs in deepening credit access and driving inclusive economic growth in FY2026 and beyond.

As of FY2024, Non-Banking Financial Companies (NBFCs) contributed approximately 13.6% to India's GDP, up from 12.6% in FY2023, reflecting their expanding footprint in the financial system. During FY2024, the sector recorded a credit growth of 13–14%, driven by resilient demand from MSMEs, retail borrowers, and underserved rural markets.

Looking ahead to FY2026, the NBFC sector is projected to grow at a CAGR of 13–15%, fueled by robust credit demand, growing digital adoption, and the expansion of co-lending partnerships. The rise of agile, technology-driven NBFCs catering to niche borrower segments is expected to enhance sector efficiency, credit accessibility, and its overall contribution to economic growth.

In recent years, the Indian financial services landscape has undergone significant transformation. The increasing penetration of neo-banking, digital authentication, and the rise of UPI and mobile phone usage, along with mobile internet, have led to the modularization of financial services, particularly credit.

In conclusion, the anticipated growth of the Indian economy and the continued evolution of the financial services landscape create a favorable environment for NBFCs. Their ability to quickly and efficiently meet the diverse financial needs of a wide range of borrowers positions them well to capitalize on the growing demand for credit.

Role of Regulator and the Government

The Government and the Reserve Bank of India (RBI) have taken various initiatives like Mudra Loans, Trade Receivable electronic Discounting System (TreDS), account aggregators and ONDC- to push and support growth of small businesses. Other regulatory frameworks like co-lending and first loss default guarantee (FLDG) have also enabled NBFCs and FinTech organisations to partner with banks and extend greater credit offerings to customer segments. In order to adapt its regulatory architecture to the evolving risk profiles of NBFCs, the RBI rolled out a regulation in October 2021, which factors in the scale of NBFCs. This move was meant to refine the categorisation of these financial entities in line with their shifting risk profile by considering the growing size, escalating complexity and growing interconnectedness of NBFCs within the financial sector.

Industry Overview

The Non-Banking Financial Company (NBFC) sector has exhibited remarkable resilience and robust growth in the financial year ending 2025, despite operating in a dynamic economic environment characterized by various challenges. The sector has successfully sustained strong credit demand, maintained healthy asset quality, and ensured solid profitability.



- **Robust Credit Demand:** Robust Credit Demand across asset classes remains strong, driven by economic recovery, increased consumer spending, and infrastructure investments. The retail loans segment, including personal and consumption loans, unsecured small enterprise loans, and microfinance loans, continues to grow. According to ICRA, the NBFC-Retail Asset Under Management (AUM) is projected to grow at a rate of 15-18% in FY2025, reflecting a slight moderation from FY2024's 18-20% growth.
- **Maintained Asset Quality:** The sector has upheld strong asset quality standards through rigorous credit assessments and effective risk management strategies. While a modest rise in overdue accounts is anticipated due to external economic pressures, NBFCs have implemented enhanced monitoring and recovery mechanisms to mitigate risks.
- **Modest Rise in Overdues:** Economic factors and financial stress in certain borrower segments have led to a slight increase in overdue accounts. However, NBFCs are well-prepared with comprehensive recovery processes and effective resolution strategies, ensuring minimal impact on overall asset health
- **Healthy Profitability:** Healthy Profitability despite Margin pressures and increased credit costs, the sector is expected to maintain healthy profitability. Strategic initiatives such as cost optimization, diversification of funding sources, and the introduction of innovative financial products have been pivotal in sustaining profitability
- **Strong Capitalisation Profile:** Strong Capitalisation Profile NBFCs continue to maintain a robust capitalisation profile, ensuring their ability to absorb potential losses and sustain lending activities. Equity infusions and retained earnings have bolstered their capital bases, reinforcing financial stability and stakeholder confidence.
- **Projection for FY 2026:** Looking ahead, the NBFC sector is expected to sustain its growth momentum, driven by economic recovery, digital adoption, and favorable regulatory measures. ICRA forecasts that the NBFC-Retail AUM will grow at a rate of 15-18% in FY2026, supported by steady credit demand across various segments

In conclusion, the NBFC sector is well-equipped to navigate the current economic landscape, driven by strong credit demand, healthy asset quality, resilient profitability, and solid capitalisation. Through prudent management and strategic growth initiatives, the sector remains committed to delivering sustained value to its stakeholders.

Product-Wise Market Trends and Insights

Gold Loan

The gold loan segment witnessed exceptional growth in FY 2024–25, fueled by rising gold prices, macroeconomic uncertainties, and the need for swift, collateral-backed credit. As of December 27, 2024, the outstanding gold loan portfolio of banks soared to ₹1.72 lakh crore, reflecting a 71% increase year-on-year. This significant uptrend highlights the continued relevance of gold loans for both urban and rural borrowers. The product's simplicity, quick processing, and minimal documentation remain strong pull factors. However, increased regulatory scrutiny has prompted lenders to adopt stricter compliance measures and focus on customer-led growth instead of value-led expansion.

Gold Loan Disbursals:

In the first half of FY25 (April-September 2024), banks reported a 43.4% rise in gold loan disbursements, underscoring the heightened demand for gold-backed financing during this period.

As gold prices rise, Companies (lender) may witness an influx of borrowers seeking to leverage their gold assets for liquidity. For a healthy growth trend in such a scenario, it is important to seek customer-led growth rather than value-led growth. The factors which may impact gold price is as follows:

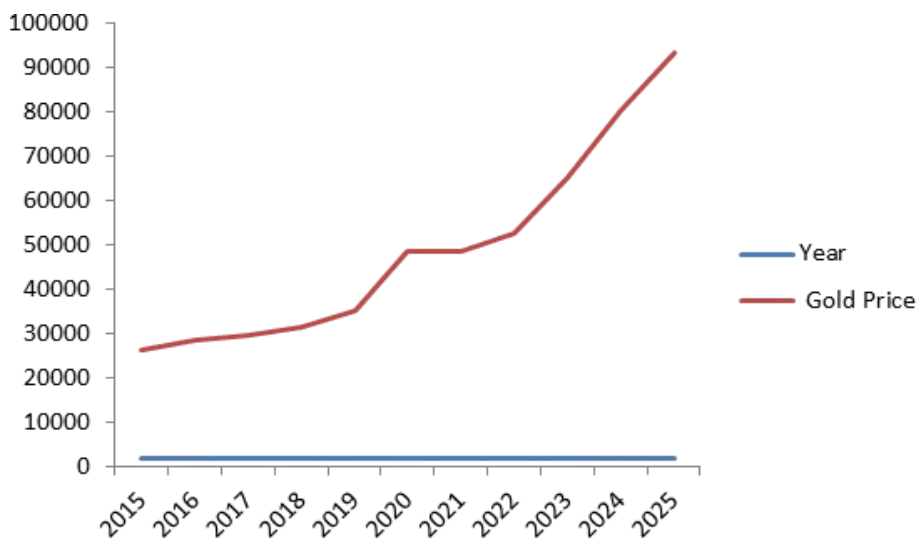
Factors affecting gold price

The gold rate is influenced by many factors, ranging from economic indicators to geopolitical events. Some key factors affecting gold prices include:

FACTORS AFFECTING GOLD PRICES



- **Supply and demand:** Like any commodity, gold rates are affected by supply and demand. Changes in mining output, recycling rates, and industrial demand can impact the availability of gold in the market.
- **Central bank policies:** Central banks hold significant gold reserves, meaning their buying or selling activities can influence prices. Monetary policies such as interest rate decisions and quantitative easing programs also affect investor sentiment toward gold.
- **Inflation and deflation:** Gold is regarded as a hedge against inflation, as its value tends to rise during periods of currency devaluation. Conversely, gold may lose some of its appeal during deflationary periods as investors seek assets with more stable returns.
- **Currency strength:** Gold is priced in U.S. dollars, so fluctuations in the value of major currencies relative to the dollar can impact gold prices. A weaker dollar typically boosts gold prices, making the metal more affordable for investors holding other currencies.
- **Geopolitical tensions:** Political instability, conflicts, and geopolitical tensions can increase gold demand. Uncertainty in global markets often drives investors towards gold as a store of value during turbulent times.
- **Interest rates:** Gold, a non-yielding asset, competes with interest-bearing investments such as bonds and savings accounts. Changes in interest rates can influence the opportunity cost of holding gold, affecting investor demand.
- **Market sentiment and speculation:** Investor sentiment and speculative trading activities can have a significant short-term impact on gold prices. News events, market rumours, and shifts in sentiment towards risk assets can all drive fluctuations in gold prices.
- **Technological advances:** Gold has various industrial applications, particularly in electronics and technology. Technological advances that reduce the demand for gold in certain industries can impact prices, although industrial demand typically plays a smaller role than investment and jewellery demand.



India's Gold Reserves

India's gold reserves have also seen a notable increase. By the end of September 2024, the Reserve Bank of India's total gold reserves rose to 854.73 metric tonnes from 822.10 metric tonnes at the end of March 2024. The domestically held gold reserves experienced a significant rise, reaching 510.46 metric tonnes compared to 408.31 metric tonnes in the previous quarter.

Regional Demand for Jewellery:

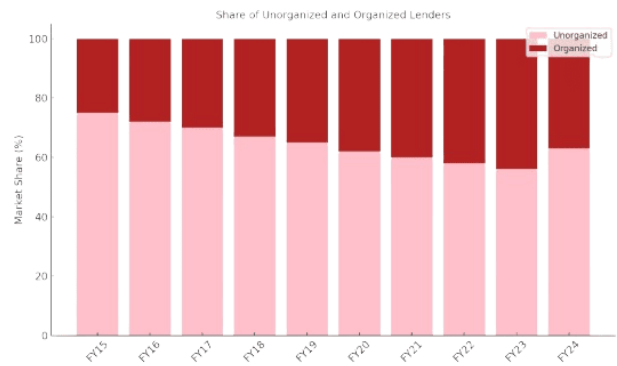
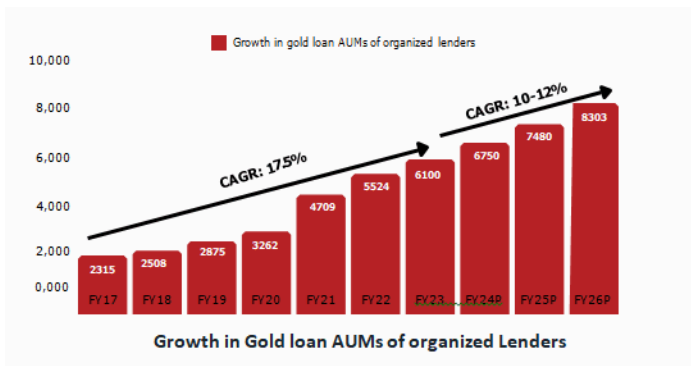
South India dominates Indian gold jewellery consumption, accounting for 51% of the country's total jewellery demand. Demand remains high due to consumers' affinity for plain gold jewellery, high per capita incomes and low poverty levels.



The gold loan sector is still largely catered by unorganized players with potential for new entrants to enter the market. The factors that will support NBFC gold loan industry to grow further are as follows:

- Scope to capture share from unorganised gold loan financiers.
- Initiatives to increase awareness and increasing comfort of customers with gold loans due to the convenience.
- Geographic diversification to markets beyond the Southern part of India.

Demand for gold loans from micro enterprises and individuals to fund working capital and personal requirements is expected to increase owing to pickup in economic activity. In addition, with demand reviving and market expansion through doorstep gold loans model, CRISIL MI&A expects AUM to touch close to 8,303 billion by March 2026, translating into a 10-12% CAGR between Fiscal 2023 and 2026.



Loan Against property and Home loans

India's financial landscape is evolving rapidly, with Non-Banking Financial Companies (NBFCs) playing a pivotal role in providing credit to various segments of the population. Among the diverse products offered by NBFCs, home loans and loan against property stand out for their significant potential for growth.

India's home loan and loan against property markets are experiencing robust growth. As of 30 September, 2024, outstanding individual housing loans totaled ₹33.53 lakh crore, marking a 14% growth from the same period in previous year, with total disbursements reaching at ₹4.10 lakh crore. The demand for home loans is driven by factors such as urbanization, rising affordability, and expected interest rate cuts. In the LAP market, valued at ₹56.47 lakh crore in 2024, strong growth is projected, driven by rising property prices, increased credit demand, and government initiatives supporting financial inclusion. The housing finance market is expected to grow at a CAGR of 15-16% through 2029-30, with both banks and housing finance companies continuing to expand their portfolios. This potential is underpinned by a combination of demographic, economic, and social factors that create a conducive environment for expanding these loan products.

India presents a high potential for growth in loans against property and home loans offered by NBFCs, driven by several key factors:

- **Rising Population:** The middle class in India is experiencing significant growth, with projections indicating an expansion to over 583 million individuals by 2025. This burgeoning middle class is a key driver of increased demand for property and housing loans.
- **Expanding Middle-Class Households:** The Indian middle class is expected to grow significantly, with the number of middle-class households rising from around 300 million in 2020 to over 600 million by 2030, driving higher demand for property and housing loans.
- **Increasing Working-Age Population:** India's working-age demographic (ages 25-64) is on the rise, with an addition of approximately 179 million individuals anticipated by 2045. This trend enhances borrowing capacity and elevates the demand for property loans as more individuals enter the workforce.
- **Nuclearisation of Families:** The shift towards nuclear families, which accounted for over 70% of urban households in 2020, increases the demand for individual housing units.
- **Rapid Urbanization:** Urbanization is accelerating, with urban areas expected to house 40% of India's population by 2030, leading to increased demand for housing in cities and consequently, home loans.
- **Low Mortgage to GDP Ratio:** India's mortgage-to-GDP ratio remains at around 10%, significantly lower than countries like the US (approximately 60%) and the UK (about 70%), indicating vast untapped potential for growth in the mortgage market.
- **Rising Per Capita Income:** India's per capita income is projected to reach \$4,000 by fiscal year 2030, up from \$2,500 in fiscal year 2024. This upward trend enhances affordability and access to property loans for a larger segment of the population.



These factors collectively contribute to a favorable environment for the growth of loans against property and home loans in India, positioning NBFCs to capitalize on this burgeoning market.

Joint Liability Group loans

The microfinance sector is expected to witness a moderation in growth in FY 2025-26. As per ICRA, the AUM growth for the overall MFI industry is projected to slow down in FY26, primarily due to regulatory tightening, concerns of borrower over-leveraging, socio-political disruptions, and operational challenges such as high employee attrition. New lending norms, including a cap of ₹2 lakh on borrower indebtedness and reduction in lender count per borrower, are also likely to affect disbursements and profitability. Return on managed assets (RoMA) is expected to decline sharply.



However, NBFC-MFIs continue to show relative strength. Despite heightened regulatory scrutiny, NBFC-MFIs are likely to maintain momentum through calibrated growth strategies, strong fundamentals, and operational resilience.

JLG Microfinance in FY25: Continued Prudence Amid Stabilizing Signals

- **Disbursement Activity Remained Restrained:** Following the strategic pullback in FY24, most lenders continued a cautious approach in FY25, with limited fresh disbursements and heightened underwriting standards across the JLG segment.
- **Focus on Portfolio Stabilization:** Institutions prioritized recovery, borrower engagement, and book consolidation over expansion. Field teams focused heavily on improving collection efficiencies and restructuring viable accounts.
- **Enhanced Regulatory Compliance:** FY25 marked the first full year of institutional alignment with RBI's revised microfinance guidelines, including borrower-level indebtedness caps and pricing flexibility. While operationally intensive, this helped build long-term credit discipline.
- **Funding Remained Skewed Toward Secured Assets:** Lenders and investors maintained a preference for gold loans, LAP, and housing loans over unsecured microfinance portfolios, reinforcing conservative capital allocation across the sector.
- **Technology and Risk Management Became Central:** Institutions began deploying AI-driven credit scoring, digital borrower tracking, and automated collection systems to mitigate risk and increase transparency in the JLG book.

Source: [NBFCs' AUM growth may slowdown to 15-17% in FY25, FY26: CRISIL Ratings - The Hindu](#) [BusinessLine: MFI sector set to shrink in FY25: ICRA - Times of India](#); [OpenMediaS3](#); [Press Release: Press Information Bureau](#)



Keertana's Business Overview

Target customer & our offerings

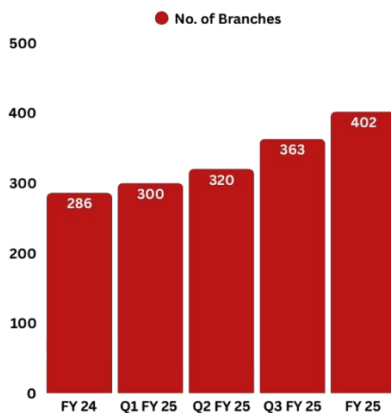
Keertana is dedicated to serving middle and lower-income groups, with a primary focus on rural and semi-urban people who often lack access to traditional banking services. Keertana ensures a smooth and hassle-free borrowing experience for customers. The Company strongly supports both financial inclusion and women empowerment and hence prioritizes Tier 2 and Tier 3 towns, Mandal Headquarters, and large revenue villages where there is limited competition from other financial institutions. In many geographical areas, Keertana is either the sole or second loan provider NBFC.

The market for gold loan products is traditionally confined to lower and middle-income groups, who view Gold Loans as an option of the last resort in case of emergency. The Gold Loan product focuses on rural and semi-urban areas, providing funds to meet diverse financial needs. Emphasizing women's empowerment, Keertana offers the Micro Enterprise Loan exclusively to women backed by group guarantees. The LAP (Loan against Property) primarily serves individuals and households, accepting assets as collateral, particularly from those with irregular income sources.

The Housing Loan addresses individuals or households facing income restrictions for traditional mortgages, offering affordable housing finance solutions.

Expanding to new geographies

In the fiscal year 2025, Keertana significantly enhanced its footprint by extending its operations to 402 branches covering 6 states and encompassing 54 districts. This expansion has diversified its operations extensively, creating ample growth prospects to further develop business activities in these regions and venture into new territories. Throughout the year, Keertana increased its branch network by an impressive 40%, establishing a widespread presence that facilitates reaching out to a larger customer base and providing services to various communities.

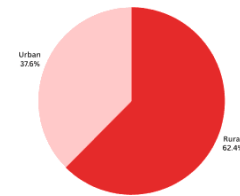


Enabling Financial Inclusion in Emerging India

Rural India has a lot of lending opportunities, especially with the Government focusing more on rural development. Projects to improve rural infrastructure and support small and medium enterprises have increased confidence in lending to these underserved areas.

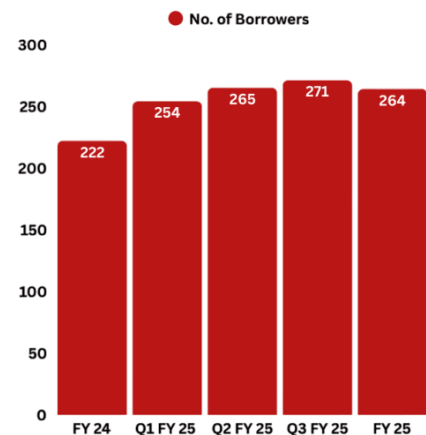
At Keertana, 62% of our loans are in rural areas and 38% in semi-urban areas, showing our strong commitment to these regions. Our experience with rural clients has shown that they repay their loans on time, indicating that our rural loan portfolio is of good quality.

Region Wise AUM



Growing customer base

With a strong emphasis on customer acquisition-driven growth, we added approximately 42,414 new borrowers over the year. This has increased the total customer base we serve to 2,64,724 as of March 2025. Our strategic approach involves serving customers in deep rural and semi-urban areas, allowing us to solidify our presence in tier 3 geographies. This expansion strategy enables us to serve a broader segment of the population while diversifying our market reach. The moderation in customer growth over time is due to our efforts to expand gold loan business while moderating the JLG business.



Improvement in disbursement

Total disbursement for the year stood at 5913.24 crs as compared to 3214.25 crs in FY24. Around 16.72% of total loans disbursed in the year were to borrowers who were new to Keertana. There is a steady demand for gold loan and the tailwinds from economic growth are further fuelling the demand.



SCOT Analysis

Strengths

- **Rural and Semi-Urban Focus:** Strong presence in underserved markets enables deeper financial inclusion and access to new borrower segments.
- **Diverse Product Portfolio:** Offering Gold Loans, JLG, MSME, LAP, and HL products helps maintain a balanced mix of secured and unsecured lending.
- **Tech-Enabled Operations:** In-house systems like BRE and use of digital tools improve efficiency, risk controls, and customer experience.
- **Experienced Leadership:** Promoters and senior management bring decades of expertise in lending and financial services.

Challenges

- **Credit Risk in Target Segments:** Rural borrowers often have informal incomes, increasing the risk of delinquencies.
- **Brand Visibility:** Competing with established banks and larger NBFCs with stronger brand recall.
- **Interest Rate Sensitivity:** Changes in macroeconomic conditions can affect borrowing costs and customer affordability.

Opportunities

- **Geographic Expansion:** Potential to grow branch network in new states and regions with rising credit demand.
- **Government Support:** Various schemes promoting affordable housing, MSMEs, and entrepreneurship align well with Keertana's offerings.
- **Digital Adoption:** Increasing smartphone and internet penetration enables deeper engagement with remote customers.
- **Shift to Secured Lending:** A structured shift in the financial services ecosystem would drive the customers to prefer secure lending over unsecured lending due to systematic issues with unsecured lending and this presents a tremendous opportunity for us to expand in secured loans and specifically in gold loans.

Threats

- **Intensifying Competition:** Entry of fintechs and expansion by large lenders may impact margins and customer acquisition.
- **Regulatory Changes:** Evolving RBI norms require continuous compliance efforts and can affect business strategy.
- **Economic Disruptions:** Inflation, crop failures, or downturns can impact rural cash flows and loan repayments.

Financial Performance

The financial highlights and Company's performance is explained in detail in point no.1 and 2 of the Board's report. Therefore, it is not repeated in this report to avoid duplication.

Particulars	Year ended March 31,2025
Debt Equity Ratio (no. of times)	3.26
Total Debt to Total Assets %	74.64%
Net profit Margin	13.60%
Sector specific ratios:	
• CRAR% (Tier I + Tier II)	25.12%
• Gross NPA Ratio %	0.77%
• Net NPA Ratio%	0.38%

- Debt-equity ratio is (Debt Securities + Borrowings (other than debt securities) - Unamortized issues expenses)/net worth i .e. equity share capital + other equity
- Total debts to total assets is (Debt Securities and Borrowings (other than debt securities) - Unamortized issues expenses/ Total assets
- Net Profit Margin is net profit after tax/total income.
- Capital adequacy ratio or capital to risk weighted assets ratio (CRAR) is computed by dividing company's Tier I and Tier II capital by risk weighted assets.
- Gross NPA ratio is Gross Stage 3 assets/ Gross assets under management. Assets under management includes loans, investments in non-convertible debentures, investment in pass through certificates and investment in alternate investment funds.
- Net NPA ratio is (Gross Stage 3 assets- Impairment Loss allowance for stage 3 assets/ (Gross Assets under management- impairment allowance for Stage 3 assets.



HUMAN RESOURCE

At Keertana, we believe our people are our greatest strength. The experience, expertise, and passion of our team drive the success of our organisation. We are committed to attracting, retaining, and nurturing top talent, recognising that a skilled and motivated workforce is key to our continued growth. We actively foster a diverse and inclusive culture that values collaboration, agility, and innovation. We respect and celebrate individual differences and are dedicated to provide equal opportunities for all employees to thrive and grow within the organization. As of FY25, our total workforce—including field staff—stood at 3218 employees. In line with our future expansion plans, we have been strategically strengthening our field staff base. Notably, our overall workforce grew by an impressive 77.6% during the year.



EMPLOYEE ENGAGEMENT

At Keertana, we cultivate a workplace where joy, connection, and culture come alive through year-round employee engagement. We celebrate festivals like Vinayaka Chaturthi, Holi, and Lakshmi Pooja, creating space for cultural expression and team bonding. Our Women's Day event, "**Radiant Sakhi**," was a powerful tribute to the strength and vibrance of our female workforce.

Recent initiatives like team dinners and birthday celebrations have added a personal touch to our engagement efforts, strengthening camaraderie across teams. From recreational to social and sporting activities, our holistic approach builds a dynamic, inclusive environment that fuels morale, creativity, and belonging.

REWARD & RECOGNITION

At Keertana, we take pride in recognising the dedication and excellence of our people. Each month, during our virtual team meetings, we honour a select group of employees as "**Shining Stars**"—a recognition bestowed upon those who demonstrate exceptional performance and unwavering commitment. This initiative reflects our deep appreciation for their contributions and reinforces a culture where excellence is acknowledged, celebrated, and encouraged across the organisation.



SKILL DEVELOPMENT

At Keertana, we are committed to empowering our employees through continuous learning and capability building. To meet the evolving needs of our diverse clientele, we have introduced a robust training and development framework centered around product specialization. This initiative enables our teams to gain deep domain expertise, stay ahead of industry trends, and deliver high-impact, value-driven solutions with confidence and precision.



RISK MANAGEMENT FRAMEWORK

At Keertana Finserv, risk management is at the heart of our strategic and operational decision-making. As the financial landscape evolves, the Company continues to strengthen its Enterprise Risk Management (ERM) Framework to safeguard long-term value creation and ensure resilience. In FY2025, we adopted a forward-looking approach to identify, assess, and mitigate potential risks across all business functions.

Our risk management structure is governed by a multi-tiered oversight mechanism involving the Board of Directors, the Risk Management Committee (RMC), the Asset Liability Committee (ALCO), and the Audit Committee. Together, these bodies ensure adherence to our defined risk framework, while enabling agile responses to emerging challenges. The framework is built on robust governance, dynamic policies, data-driven insights, and strong internal controls—allowing us to respond proactively to both internal and external risks.

Risk	Definition	Mitigation
Operational Risk	Arises from failures in internal processes, systems, or human error.	Regular employee training, centralized monitoring of branches via surveillance, strict vault access protocols, and independent internal audits ensure effective operational controls.
Credit Risk	Risk of financial loss due to a borrower's inability to meet contractual obligations.	Rigorous credit appraisal systems, borrower segmentation, diversified lending, and early warning mechanisms are employed to manage credit exposure.
Collateral Price Risk	Potential impact on earnings from adverse movements in gold prices.	Loan disbursements are strictly governed by LTV norms, and gold valuation is done using scientific, standardized assessment of weight, purity, and composition.
Strategic Risk	Risks arising from the Company's business model, expansion plans, or market shifts.	Strategic decisions are guided by scenario analysis and regular reviews. The Company is expanding its product portfolio to diversify exposure and maintain a balance between growth and risk.
Liquidity Risk	Risk of funding shortfalls or inability to meet financial obligations as they fall due.	We strive for diversification in our funding sources and instrument type. Company has ALCO in place to take the day to day decision on fund raising and monitor the liquidity position through daily tracking, cash flow forecasts, and diversified borrowing channels across lenders and instruments.
Market Risk	Refers to the risk of losses due to movements in market prices. It also includes: Interest Rate Risk Liquidity Risk Foreign exchange risk	Balance sheet structures are continuously optimized, ALM practices are rigorously followed, and hedging strategies are adopted where relevant.
Compliance Risk	Risk of regulatory breaches or non-adherence to internal and external policies.	A strong compliance culture is fostered through regular audits, staff awareness programs, and ongoing monitoring aligned with legal and regulatory expectations.

INTERNAL CONTROL SYSTEM

At Keertana we understand the importance of safeguarding financial health. To achieve this, we have implemented a robust internal control system. This system goes beyond just protecting assets; it ensures the accuracy of financial statements, adherence to regulations, and prevents fraud. We take a comprehensive approach to information security, guaranteeing the privacy, accuracy, and accessibility of both customer data and company information. This internal control system is further strengthened by regular internal audits and management reviews.

Our internal audit department plays a critical role. They document, monitor, and maintain processes across all branches, actively searching for any potential financial misuse. Additionally, a dedicated team of auditors stationed at branches closely monitors the company's portfolio. These auditors conduct not only routine branch audits but also specialized audits based on internal red flags, helping to identify and address any potential shortcomings within branches.



BOARD'S REPORT

To,
The Members,
Keertana Finserv Limited.

Your Board of Directors (the "Board") takes pleasure in presenting the Board's Report on the business and operations of your Company (the "Company" or "Keertana"), along with the Audited Financial Statements for the Financial Year (FY) ended March 31, 2025. The consolidated performance of the company and its subsidiary has been referred to wherever required in the report.

1. Financial Highlights

(₹ in lakhs, except for share data and unless otherwise stated)

Particulars	Standalone		Consolidated	
	As at March 31, 2025	As at March 31, 2024	As at March 31, 2025	As at March 31, 2024
Revenue from operations	47,944.62	26,892.57	48,012.31	26,948.32
Other Income	523.21	790.08	537.28	790.08
Total Income	48,467.83	27,682.65	48,549.59	27,738.40
Expenses				
Operating Expenses	9,469.68	4,460.47	9,504.09	4,482.20
Depreciation and amortization expenses	976.07	607.75	984.14	607.75
Total Expenses	10,445.75	5,068.22	10,488.23	5,089.95
Profit before financial cost, impairment on financial instruments and tax	38,022.08	22,614.43	38,061.36	22,648.45
Finance Cost	24,139.13	12,523.91	24,139.13	12,523.91
Impairment on financial instruments	5,709.45	1,165.25	5,709.45	1,165.25
Profit before tax (PBT)	8,173.51	8,925.27	8,212.78	8,959.29
Current tax	1,858.51	2,388.02	1,862.35	2,394.80
Deferred tax	- 270.58	- 621.48	-259.68	-621.48
Profit after tax (PAT)	6,585.58	7,158.73	6,610.11	7,185.97
Non- controlling interest	-	-	-	-
Profit attributable to Shareholders of the Company	-	-	-	-
Other Comprehensive Income attributable to shareholders of the Company	- 6.21	1.24	-6.21	1.24
Non-Controlling Interest	-	-	-	-
Basic EPS	5.62	8.89	5.64	8.92
Diluted EPS	5.62	8.89	5.64	8.92
Paid up share capital	12,733.83	10,434.48	12,733.83	10,434.48
Other Equity	46,841.22	28,299.40	46,895.27	28,328.92

The above figures are extracted from the Standalone and Consolidated Financial Statements prepared in accordance with accounting principles generally accepted in India as specified under Section 129 and 133 of the Companies Act, 2013 ("the Act") read with the Companies (Accounts) Rules, 2014, as amended and other relevant provisions of the Act.

The Financial Statements as stated above are available on the Company's website at https://keertanafin.in/investors/Financial_Reports



2. State of Affairs and Company's Performance

Your company aims to be a leading NBFC, offering a comprehensive range of financial products tailored to meet the diverse needs of its customers. Your company offers various Loan products operates through three independent business verticals including Micro Enterprise Loans (MEL) for women of low income households, Gold Loans and Loans Against Property or Home Loans. Whether the customers are from marginalized communities seeking a foothold, budding entrepreneurs in need of capital, individuals navigating tough times requiring urgent financial support, aspiring homeowners, or business owners looking for growth opportunities, your company offers products to suit their needs.

Throughout the FY 2024-25, there has been no change in the nature of the business, reflecting your company's commitment to stability and excellence in service.

On a standalone basis, your company's total income for the financial year ended March 31, 2025, increased to ₹48,467.83 lakhs compared to ₹ 27,682.65 lakhs in the previous financial year ended March 31, 2024, registering an increase of 75.08%. The profit before tax of your company decreased to ₹8,173.51 lakhs during the year compared to ₹8,925.27 lakhs in the previous year, registering an decrease of 8.42%. The net profit for the year decreased by 8 % to ₹6,585.58 lakhs from ₹ 7,158.73 lakhs in the previous financial year.

The Assets Under Management (AUM) stood at ₹ 2,34,849 lakhs as of March 31, 2025, compared to ₹ 1,56,145 lakhs as of March 31, 2024, marking a year-over-year growth of 50.40%. The number of operating branches increased to 402 during the financial year compared to 286 branches in the previous financial year, registering a growth of 40.55%.

3. Dividend

As your company is in growth stage, the Board of Directors has deemed it prudent to retain earnings for business expansion. As a result, the Board has decided not to recommend any dividend for the financial year under review.

4. Earnings Per Share (EPS)

The Basic EPS of your Company stood at ₹ 5.62 at standalone level and basic EPS at consolidated level stood at ₹ 5.64 for the FY ended March 31, 2025.

5. Transfer to Reserves

Your Company transferred an amount of ₹ 13,17,11,664 /- (Rupees Thirteen Crores Seventeen Lakhs Eleven Thousand Six Hundred and Sixty Four Only) from retained earnings to the Statutory Reserve during the financial year under review, in compliance with Section 451C of the RBI Act, 1934.

6. Credit Rating

During the FY under review, both ICRA and CRISIL assigned ratings to your company which is as follows:-

ICRA Ratings :-

ICRA has upgraded our credit rating rating from BBB- (in the last financial year) to the following ratings:

Instrument	ICRA credit rating (Reviewed on June , 2024)
Long-term/ Short-term – Fund based / Non-fund based bank facilities	BBB (Stable) / A3+; Reaffirmed
Non-convertible debentures (NCDs)	BBB (Stable); Reaffirmed and Assigned

CRISIL Ratings :-

Instrument	Rating (Reviewed on April, 2025)
Long Term Rating	
Total Bank Loan Facilities rated ₹ 500 Crore	CRISIL BBB/ Stable

Instrument (other than those mentioned above)	Rating (Reviewed on August, 2024)
Long Term Rating	
Non-Convertible Debentures - ₹ 200 Crore	BBB (Stable); Reaffirmed

INDIA Ratings :-

Instrument	INDIA credit rating (Reviewed on August , 2024)
Proposed long term bank loan facility	BBB+ / (Stable); Assigned
Non-convertible debentures (NCDs)	BBB+ / (Stable); Assigned

7. Capital Adequacy

Your Company's capital adequacy ratio as on March 31, 2025, stood at 25.12% of the aggregate risk-weighted assets on the balance sheet and risk-adjusted value of the off- balance sheet items, which is well above the regulatory minimum of 15%. Out of the above, the Tier I capital adequacy ratio stood at 23.87% and the Tier II capital adequacy ratio stood at 1.25%. For more details please refer note no.46 of the standalone financial statements.

8. Public Deposits

Your Company is a non- deposit taking NBFC and has not accepted any deposits falling within the meaning of Section 73 or Section 74 of the Companies Act,2013 during the FY 2024-25.

9. Share Capital

a. The Particulars of share capital of the Company are as follows :-

Particulars	Amount in ₹
Authorized share capital	2,00,00,00,000
Issued, subscribed and paid –up share capital	1,27,33,83,110

The issued, subscribed and paid-up share capital as on the date of signing this report is ₹ 1,27,33,83,110 (Rupees One hundred and twenty – seven crores thirty – three lakhs eighty-three thousand one hundred and ten only) divided into 12,73,38,311 (Twelve crores seventy three lakhs thirty eight thousand three hundred and eleven) equity shares of Rs. 10 each.

b. Shares allotted during the financial year under review

Your Company has allotted 2,29,93,510 (Two Crore twenty-nine lakhs ninety-three thousand five hundred and ten only) Equity Shares on rights issue basis during the FY under review, the details of such allotment are as follows:-

S. No.	Date	Details
1	June 25, 2024	1,66,66,667 (One Crore Sixty Six Lakh Sixty Six Thousand Six Hundred and Sixty Seven) equity shares of face value of Rs. 10 each and at a premium of Rs. 50 per share
2	March 26, 2025	63,26,843 (Sixty-three lakh twenty-six thousand eight hundred and forty-three) equity shares of face value of Rs. 10 each and at a premium of Rs. 70 per share

The paid-up share capital post the above-mentioned allotments is ₹ 1,27,33,83,110 (Rupees One hundred and twenty – seven crores thirty – three lakhs eighty-three thousand one hundred and ten only) divided into 12,73,38,311 (Twelve crores seventy three lakhs thirty eight thousand three hundred eleven) equity shares of Rs. 10 each.

10. Issuing of Non-Convertible Debentures (NCDs)- Listed and Unlisted

During the financial year under review, the company effectively listed its Non-Convertible Debentures (NCDs) issued through Private Placement on the Debt listed platform of the Bombay Stock Exchange (BSE). Additionally, there are unlisted NCDs as well which are issued through Private Placement. The details of debenture trustee are as follows:

1) Catalyst Trusteeship Limited CIN- U74999PN1997PLC110262

Address: GDA House, First Floor, Plot No. 85,
S. No. 94 & 95, Bhusari Colony, (Right), Kothrud, Pune, Maharashtra - 411038, India.
Phone Number: 020 66807200
Email address: compliancectl-mumbai@ctltrustee.com

2) Axis Trustee Services Limited

Address: The Ruby, 2nd Floor, SW, 29 Senapati Bapat Marg, Dadar West, Mumbai – 400 028.
Phone Number: 022 6230 0451
Email address: debenturetrustee@axistrustee.com

Detailed information regarding both listed and unlisted NCDs (issued through Private Placement) is provided below.



Listed NCDs:-

(₹ in Crores, except for share data and unless otherwise stated)

Sr. No.	ISIN	Listing Date	Maturity Date	Coupon Rate	Based on Face Value	Based on Issue Price
1	INE0NES7022 (fully redeemed on 31.01.2025)	13-06-2023	31-01-2025	11.60%	24	23.76
2	INE0NES7030 (fully redeemed on 22.02.2025)	28-06-23	22-02-2025	11.65%	20	19.80
		28-07-23			60	59.40
		21-08-23			70	69.30
3	INE0NES07048 (fully redeemed on 11.05.2025)	26-Sep-23	11-05-2025	11.60%	50	50
		20-Oct-23	11-05-2025	11.60%	50	50
4	INE0NES07071	28-Nov-23	28-11-2025	11.60%	50	50
		15-Dec-23	28-11-2025	11.60%	110	110
5	INE0NES07089	20-Feb-24	20-02-2026	11.50%	110	110
6	INE0NES07097	12-04-24	12-04-2026	11.40%	50	50
		18-04-24			25	25
		02-05-24			75	75
7	INE0NES07105	10.05.2024	10-05-2026	11.40%	175	175
8	INE0NES07113	13-06-2024	13-06-2027	11.40%	36	36
9	INE0NES07121	30-07-2024	28-01-2027	11.40%	50	50
		20-08-2024			50	50
10	INE0NES07139	22-10-2024	22-04-2027	11.40%	75	75
11	INE0NES07147	26-11-2024	26-05-2027	11.40%	40	40
12	INE0NES07154	23-01-2025	23-01-2027	11.30%	50	50
13	INE0NES07162	06-03-2025	06-03-2027	11.30%	40	40

Unlisted NCDs:

(₹ in lakhs, except for share data and unless otherwise stated)

Sr. No.	ISIN	Issuance Date	Maturity Date	Coupon Rate	Based on Face Value	Based on Issue Price
1	INE0NES07063	06-10-23	20-06-2025	11.60%	50	50
2	INE0NES07055 (fully redeemed on 28-02-2025)	19-08-23	28-02-25	11.60%	30	29.70
3	INE0NES07014	05-04-23	30-09-25	14.90%	25	25

Your Company maintains its commitment to fulfilling its annual listing fees obligation to the Bombay Stock Exchange (BSE) for its listed debentures. During the financial year under review, the interest and redemption amount on Non-Convertible Debentures (NCDs) was paid by the Company on their respective due dates. There were no instances of any interest or redemption amount not paid by your Company after the date on which the same became due for payment. Further disclosures regarding the unclaimed payments are as follows:

1	The Total number of non-convertible debentures that have not been claimed by the investors or not paid by the Company after the date on which the non-convertible debentures became due for redemption	1 (Unclaimed due to death of the investor)
2	The total amount in respect of such debentures remaining unclaimed or unpaid beyond the date referred to in clause (1) as aforesaid	₹57,951/-



Funds Utilisation Details for Listed and Non-Listed NCDs:

Sr. No.	ISIN	Amount Raised (₹ in Crore)	Funds utilized (₹ in Crore)	Any deviation in fund utilization
1	INE0NES07022	23.76	23.76	NO
2	INE0NES07030	19.80 59.40 69.30	148.5	NO
3	INE0NES07048	50 50 50	150	NO
4	INE0NES07071	50 110	160	NO
5	INE0NES07089	110	110	NO
6	INE0NES07097	50 25 75	150	NO
7	INE0NES07105	175	175	NO
8	INE0NES07113	36	36	NO
9	INE0NES07121	50 50	100	NO
10	INE0NES07139	75	75	NO
11	INE0NES07147	40	40	NO
12	INE0NES07154	50	50	NO
13	INE0NES07162	40	40	NO
14	INE0NES07063	50	50	NO
15	INE0NES07014	25	25	NO
16	INE0NES07055	29.70	29.70	NO

11. Details of Subsidiaries

Keertana Financial Limited (KFL) was incorporated on November 15, 2021, as a public limited company. KFL became a wholly owned subsidiary of your company. KFL has its registered office in Kolkata.

Performance of Subsidiary Companies

A statement providing details of performance, contribution to the overall performance of the company, and salient features of the financial statements of the subsidiary company is provided as Annexure-1 (to this report) in Form AOC-1 and is also part of the consolidated financial statement. Therefore, it is not repeated in this report to avoid duplication.

12. RBI Guidelines

Your Company continues to uphold compliance with the RBI's Master Direction on Non-Banking Financial Company - Scale Based Regulation, Directions 2023, along with all other applicable laws, regulations, and guidelines set by the RBI. Categorized as an NBFC-Middle Layer under Scale Based Regulation (SBR), your company also follows the RBI's guidelines for:

- The Compliance Policy is available on the company's website and the link is as follows:
<https://keertanafin.in/CODEBASE/public/uploads/Investor/660a8bae12cc6.pdf>



- **Auction Procedure** - Your company has established a policy detailing the auction procedure, which can be accessed on the Company's website at <https://keertanafin.in/CODEBASE/public/uploads/Investor/660a8b818389e.pdf>. Auctions are conducted in the same town or taluka as the branch that extended the loan. For more details, refer to Note No. 50 of the Standalone Financial Statements, which aligns with RBI Master Directions and is not reiterated in this report to prevent duplication.
- **Products offered by the Company** - The Board of Directors reviews the products offered by your company from time to time and approves the terms and conditions related to those products. A brief overview of the product notes approved by the board is available on the website at <https://keertanafin.in/loans>

13. Annual Return

In compliance with the provisions of Section 92(3) read with Section 134(3)(a) of the Act, your company's annual return is hosted on the website. You can access it using the following link: https://keertanafin.in/investors/Annual_Reports

14. Particulars of Loans, Guarantees or Investments under section 186 of the Companies Act, 2013

Your Company, being an NBFC registered with the Reserve Bank of India, is exempt from the applicability of Section 186 of the Companies Act, 2013, read with Rule 11(2) of the Companies (Meetings of Board and its Powers) Rules, 2014. This exemption applies to loans made, guarantees given, or security provided in the ordinary course of business by an NBFC.

15. Risk Management

Your Company has in place a Board-constituted Risk Management Committee. The details of the Committee and its terms of reference are set out in Corporate Governance Report that forms part of this Report. Your Company has a Board-approved Risk Management Policy wherein risks faced by the Company are identified and assessed. The policy is available on the Company's website at <https://keertanafin.in/investors/Policies>

Effective risk management and mitigation are critical to sustaining and growing any business. At Keertana, we recognise the importance of identifying risks and implementing mitigation plans to reduce their impact. The Company proactively manages various business risks through mitigation strategies tailored to each risk. It constantly reviews and updates risk management policies to ensure our business is well-positioned to navigate potential risks successfully.

During the financial year under review, the Risk Management Committee reviewed the risks associated with the business of your Company, undertook a root cause analysis and monitored the efficacy of the measures taken to mitigate the same.

16. Corporate Social Responsibility

The Board of Directors has established a Corporate Social Responsibility (CSR) Committee in accordance with the provisions of Section 135 of the Companies Act, 2013. Following the CSR Committee's recommendations, the Board has allocated CSR funds as per the Companies Act, 2013, focusing on activities as recommended by the CSR Committee and outlined in Schedule VII of the Companies Act, 2013 and in the CSR policy of the Company. A detailed annual report CSR is enclosed as Annexure II to this report. The details of the CSR committee and their meetings are covered in the corporate governance report, which is included as an annexure to this report.

17. Board of Directors and KMP

During the financial year under review, Ms. Komal Ratlani resigned as Company Secretary with effect from end of working hours of October 10, 2024. The Board acknowledged and accepted her resignation and appointed Mr. Rajendra Kavikondala as Company Secretary and Compliance Officer with effect from October 11, 2024. Mr. Prakash Bhawnani, the Chief Financial Officer resigned with effect from September 25, 2024.

There was no other change in the composition of Board of Directors and KMP.

Details on the composition of the board, their attendance, and committee details form part of corporate governance report which is enclosed as annexure to this report.

18. Declaration given by Directors

- **Declaration by Independent Director** - Your Company has received the declaration by the Independent Director(s) that they satisfies the criteria of independency in accordance with the provisions of Section 149(6) and (7) of the Companies Act, 2013 as well as per the Listing Regulations.
- **Declaration on Disqualification of Directors (if any)** - None of the Directors on the Board of the Company are disqualified pursuant to the provisions of Section 164 or Schedule V Part II of the Companies Act, 2013
- **Declaration on Fit & Proper Criteria** - Your Company is adhering to the Fit and Proper Criteria and your Board of Directors have approved the Fit and Proper Policy, which assesses the Fit and Proper Criteria for the directors at the time of appointment and on a continuing basis, as per the criteria prescribed by the RBI.



19. Corporate Governance Report

Your company will continue to uphold the true spirit of Corporate Governance and implement the best governance practices. The disclosures regarding corporate governance are enclosed as Annexure III to this report in compliance with the RBI circular dated April 19, 2022 (Circular No. DOR.ACC.REC.No.20/21.04.018/2022-23).

20. Annual Evaluation and Policies adopted by the Board

Your Company follows the best practices to ensure that the Board of Directors understands their duties and adopts good governance practices.

The Nomination and Remuneration Committee carried out the evaluation of each Director's performance and the Board additionally carried out a formal evaluation of its own performance, the Statutory Board Committees and all the individual Directors without the presence of the Director concerned who is being evaluated.

During the year under review, Independent Directors of the Company also held separate meetings to review the performance of the Non-Independent Directors and the Board as a whole and assess the quality, quantity and timeline of the flow of information between the Company's management and the Board, which is necessary for the Board to effectively and reasonably perform their duties. Major aspects of board evaluation include who is to be evaluated, the process of evaluation, including the laying down of objectives and criteria to adopted for evaluation of different persons, feedback to the persons being evaluated and an action plan based on the results.

Your company has established comprehensive policies for the appointment of directors, including criteria for determining their eligibility and remuneration. These policies ensure that only qualified individuals serve as directors, key managerial personnel, or members of the senior management team. The guidelines cover the entire process from selection to continuous assessment, ensuring compliance with regulatory standards and maintaining the integrity and efficiency of the management team. In the opinion of the Board, the Independent Directors possess the integrity, expertise, and experience required.

The Fit and Proper Policy and Remuneration Policy can be accessed on the web link given below:-

Link - <https://keertanafin.in/investors/Policies>

21. Directors Responsibility Statement

Pursuant to Section 134 (3) (c) of the Act, the board of directors, to the best of their knowledge and ability, confirm that:

- In the preparation of the annual accounts, the applicable accounting standards have been followed and there are no material departures;
- We have selected such accounting policies and applied them consistently and made judgments and estimates that are reasonable and prudent so as to give a true and fair view of the state of affairs of the Company at the end of the financial year and of the profit of the company for that period;
- We have taken proper and sufficient care for the maintenance of adequate accounting records in accordance with the provisions of the Act for safeguarding the assets of the company and for preventing and detecting fraud and other irregularities;
- We have prepared the annual accounts on a going concern basis;
- We have laid down internal financial controls to be followed by the company and such internal financial controls are adequate and operating effectively;
- We have devised proper systems to ensure compliance with the provisions of all applicable laws and that such systems were adequate and operating effectively.

22. Meetings of the Board of Directors

During the financial year under review, your company's board of directors met twenty one (21) times on the following dates. Further details of the Committees formed by the Board and their meetings & attendance are forming part of the corporate governance report enclosed as an annexure to this report.

April 03, 2024	April 10, 2024	April 18, 2024	April 25, 2024	May 07, 2024	May 15, 2024
May 31, 2024	June 20, 2024	July 15, 2024	July 23, 2024	August 14, 2024	August 21, 2024
October 10, 2024	November 05, 2024	November 13, 2024	December 31, 2024	February 03, 2025	February 12, 2025
February 18, 2025	February 25, 2025	March 13, 2025			



23. Internal Financial Control & Internal Audit

As per the provisions of Section 134(5)(e) of the Companies Act, 2013, your directors have an overall responsibility for ensuring that your company has implemented robust systems and a framework of internal financial controls to provide them with reasonable assurance regarding the adequacy and operating effectiveness of controls with regards to reporting, operational, and compliance risks.

Your company has a well-structured audit department to perform timely and frequent internal audits of all the branches and head office to evaluate the adequacy of systems and procedures and also to evaluate the status of compliance with the company's guidelines and other statutory requirements. The Board of Directors is satisfied with the processes overall internal audit setup and will look forward to further strengthen the audit department in coming year.

Your Company has a strong Internal control system, and the team size has been commensurate with the business growth. Your Company's Internal Auditor, reviews internal control, risk management measures, accounting procedures, highlight areas required attention, and report their main findings and recommendations to the Audit Committee. All significant audit observations and follow-up actions thereon are reported to the Audit Committee. The Audit Committee reviews and evaluates the adequacy and effectiveness of the Company's internal control environment and monitors the implementation of audit recommendations.

Based on the information provided, nothing has come to the attention of the Directors to indicate that any material breakdown in the function of these controls, procedures or systems occurred during the year under review. There have been no significant changes in our internal financial controls during the year that have materially affected, or are reasonably likely to materially affect, our internal financial controls.

24. Auditors and report

a. Statutory Auditors

GVCA & Associates are the statutory auditors of your company for FY 2024-25. In the Annual general meeting dated August 21, 2024, the members appointed GVCA & Associates (formally known as GC Reddy & Associates), Chartered Accountants, (Firm Registration No. 010074S), Hyderabad as the statutory auditor for a term of 3 years to hold the office from the conclusion of 29th annual general meeting to the conclusion of 32nd annual general meeting i.e. the AGM to be held in Year 2027.

Qualification/ Reservation/ Adverse remark / Disclaimer of Statutory Auditors on Financial Statements for FY 2024-25:

The Statutory Auditors' Report of the Standalone and Consolidated financial statements is unqualified. The Statutory Auditors have not made any adverse comments or given any qualification, reservation, or adverse remarks or disclaimer in their Audit Report on the Financial Statements.

Fraud Reported by Auditors:

During the financial year under review, the Statutory Auditors have not reported any instances of fraud committed in the Company by its officers or employees to the Board/Audit Committee under Section 143(12) of the Act.

b. Internal Auditors:

Mr. Naveen Kyama had resigned as an internal auditor on July 19, 2024. Your company has strengthened the internal audit team and was in search for suitable candidate for the position of internal audit head. The nomination and remuneration committee has released an offer to a suitable candidate for the role of internal audit head.

For the year under review, the Internal Auditors have not submitted material qualifications, reservations or adverse remarks or disclaimers.

c. Secretarial Auditors

M/s. Nikita R Agarwal & Associates, Practicing Company Secretaries (COP:16602) (Firm Unique Code: S2023WB926500) was appointed as the secretarial auditor of the Company for the FY 2024-25. The secretarial audit report (in Form MR-3) along with Board's Comments is annexed herewith.

d. Cost Records and Cost Audit

Maintenance of cost records and requirement of cost audit as prescribed under the provisions of Section 148(1) of the Act are not applicable for the business activities carried out by the Company.

25. Conservation of energy, technology absorption, foreign exchange earnings and outgo

The information pursuant to Section 134(3) (m) of the Act read with the Companies (Accounts) Rules, 2014 is as follows:

a. Conservation of Energy

Your company, being an NBFC (Non-Banking Finance Company), does not have activities involving the conservation of energy. However, your company has taken adequate measures for the conservation of energy. Your company uses electric energy for its equipment such as air conditioners, computer terminals, lighting, and utilities on the work premise.



S. No	Particulars	Details
1	The steps taken on impact on conservation of energy	The company's operation does not consume significant amount of energy
2	Steps taken by the company for utilizing alternate source of energy	Not applicable
3	The capital investment in energy conservation equipment	Not applicable

b. Technology Absorption

Adopting the suggestion issued by Government of India

The government of India suggested NBFC to take proactive steps by increasing the use of electronic payments systems, elimination of post-dated cheques and gradual phased out cheques in their day to day business transactions which would promote cost-effective transactions and faster and accurate settlements. Your Company has been in the forefront in implementing latest information technology and tools to implement the suggestion given by government of India and also to render quality service to their borrowers.

c. Centralized Surveillance of Gold Storage vault & Digital Locker for pledged Gold

Your Company has implemented digital locker facility to protect the gold pledged by the borrowers. Each of the Gold storage vaults is monitored centrally through Live CCTV and can only be accessed via code provided by the officials from HO (Head Office). This initiative taken by the Company improved business efficiency, improved control and ease of operation and improved risk management practice.

d. For other application/software the company avails services from 'Fins Technologies Limited (FINs)' which designs applications for your company.

S. No.	Particulars	Details
1	The effort made toward technology absorption	Your Company collaborates with 'Fins Technologies Limited (FINs)' to develop applications that offer innovative technological solutions tailored to the services provided by NBFCs.
2	The benefits derived like product improvement cost reduction product development or import substitution	Your Company receives a customized application that meets its business requirements and improves operational efficiency. Since Keertana is an NBFC, the cost of its products or services is not influenced by the technology it adopts
3	In case of imported technology (imported during the last three years reckoned from the beginning of the financial year) <ul style="list-style-type: none"> a. The details of technology imported b. The year of import c. Whether the technology has been fully absorbed d. If not fully absorbed, areas where absorption has not taken place, the reasons thereof 	Not applicable
4	The expenditure incurred on research and development	Not applicable

e. Foreign exchange earnings and outgo –

This clause is not applicable as there are no foreign exchange earnings or outgo during the FY under review.

26. Particulars of Related Party Transactions

Your Company has entered into various Related Party Transactions during the FY 2024-25 which were in the ordinary course of business and made on terms equivalent to those that prevail in arm's length transactions.

The details of all the transactions with Related Parties are provided in the accompanying financial statements. Members may refer to note 37 to the standalone Financial Statements which sets out related party disclosures pursuant to IND AS-24 and Form AOC-2 which is enclosed as part of this report.

Your Company has formulated a policy on dealing with Related Party Transactions. The same is available on the Company's website, weblink of the same is given below:

<https://keertanafin.in/investors/Policies>



27. Particulars relating to the Sexual Harassment of Women at Workplace (Prevention, Prohibition and Redressal) Act, 2013 (POSH)

Your Company has complied with provisions relating to the constitution of Internal Complaints Committee under the Sexual Harassment of Women at Workplace (Prevention, Prohibition and Redressal) Act, 2013. The Policy on prevention of sexual harassment is also uploaded on the website of your company and can be accessed by following the link given below.

<https://keertanafin.in/investors/Policies>

List of Initiatives taken by Company under POSH for FY 2024-25

- Your Company conducts quarterly POSH Internal Complaints committee meetings to ensure that all registered complaints are resolved, although no complaints were received during the financial year under review. These meetings also serve to enhance awareness among employees.
- A POSH course is conducted immediately upon the induction of a new joiner.
- A POSH awareness session is conducted for all employees at least once during the financial year.

Total no. of Complaints received during the FY under review

There are no pending complaints either at the beginning or at end of the FY 2024-25. The following is the summary of the complaints received and disposed during the financial year under review:-

No. of Complaints received	Zero (0)
No. of Complaints disposed	Zero (0)
No. of Complaints pending at the end of FY	Zero (0)

28. Whistle Blower Policy/ Vigil Mechanism

Your Company has put in place a Whistle Blower Policy and has established the necessary vigil mechanism as per the applicable laws for employees and others to report concerns about unethical behaviour. It also provides for adequate safeguards against the victimisation of employees who avail of mechanism. No person has been denied access to the Chairman of the audit committee.

The Whistle blower Policy is available on the website of the company and you can access the policy by clicking on the following link :

<https://keertanafin.in/investors/Policies>

29. Significant and Material Orders Passed by the Regulators or Courts

There are no orders passed by the regulators or courts or tribunals impacting the going concern status and Company's operations in future.

30. Material Changes and Commitments

There were no material changes and commitments affecting the financial position of your Company which occurred between the end of the financial year to which the financial statement relates on the date of this report.

It is pertinent to note that name of your company has changed from "Keertana Finserv Private Limited" to "Keertana Finserv Limited" with effect from April 10, 2025.

31. Application under Insolvency and Bankruptcy Code, 2016

Your Company has not made any application under the Insolvency and Bankruptcy Code, 2016 during the FY 2024-25.

32. Details of difference between amount of the valuation done at the time of one time settlement and the valuation done while taking loan from the banks or financial institutions along with the reasons thereof

There are no such instances during the FY 2024-25.



33. Compliance with Secretarial Standards

Your Company has followed the applicable Secretarial Standards, i.e SS-1 and SS-2, relating to 'Meetings of the Board of Directors' and 'General Meetings' respectively.

34. Particulars of Employees and related disclosures

The definition of a listed company has been modified by the Ministry of Corporate Affairs through a notification dated January 22, 2021. According to the provisions of Section 2(52) of the Companies Act, 2013, companies that have listed their non-convertible debt securities on a private placement basis on a recognized stock exchange, in accordance with the SEBI (Issue and Listing of Debt Securities) Regulations, 2008, are not considered listed companies. Therefore, the disclosure requirement under Section 197(12) of the Companies Act, along with Rule 5 of the Companies (Appointment and Remuneration of Managerial Personnel) Rules, 2014, is not applicable to the Company.

35. Other disclosures

1. There has been no change in the nature of business of the Company during the FY 2024-25 under review.
2. No Director of the Company is in receipt of any remuneration or commission from the subsidiary company except the sitting fee.
3. The Company has been not issued any shares (including sweat equity shares) to employees of the Company under any scheme during the FY under review.
4. The Company does not have any scheme or provision of money for the purchase of its own shares by employees or by trustees for the benefit of employees.
5. The provisions related to the transfer of unpaid/unclaimed dividend to the Investor Education and Protection Fund (IEPF) is not applicable to the Company during FY 2024-25.
6. Your Company has not issued any shares with differential rights and hence no information as per the provisions of Section 43(a)(ii) of the Act read with Rule 4(4) of the Companies (Share Capital and Debenture) Rules, 2014 is furnished.
7. Your Company has made its disclosures on its website, <https://keertanafin.in/>. All the regulatory disclosures, compliances, public notices and policies have been regularly updated. Our customers can also reach us through our toll-free helpline number and submit any complaints or grievances, if any, etc.
8. Your Company has dematerialized its equity shares with the National Securities Depository Limited (NSDL) as on date 99.97% of holding is in Demat form. All the NCDs are issued in dematerialised mode only.
9. The Management Discussion and Analysis report is included as a part of this annual report.
10. The Company is in compliance with the provisions of Maternity Benefit Act, 1961.

36. Acknowledgment and Appreciation

Your Directors acknowledge and place on record its sincere appreciation and gratitude to the employees of the company at all levels for their dedicated service and commitments, to the Reserve Bank of India, Central and State Governments and its statutory agencies for the support, guidance and co-operation, to the Investors, shareholders Bankers and other financial institutions and customers for the whole hearted support and confidence reposed on the company and the management and to the general public at large for their blessings and good wishes the company has been receiving in good measure over the years.

On behalf of the Board of Directors of Keertana Finserv Limited

sd/-
Padmaja Gangireddy
Managing Director
DIN – 00004842

Vara Prasad Chaganti
Independent Director
DIN- 09425725

Place : Hyderabad
Date : 29.08.2025

Administrative Office :-
Keertana Finserv Limited
Ramky Selenium Towers,
2nd Floor, Plot No 31 Part & 32, Financial District,
Nanakaramguda, Hyderabad, Telangana, India, 500032

Registered Office :-
Office No 919, 9th Floor, 4A,
Regus Granduer, Abanindra Nath Thakur Sarani,
PS Arcadia Central (Camac Street), Park Street, Kolkata,
West Bengal, India, 700016



SUBSIDIARY REPORTING

Annexure-I

Form AOC-1

(Pursuant to first proviso to sub-section (3) of section 129 read with rule 5 of Companies (Accounts) Rules, 2014)

Statement containing salient features of the financial statement of subsidiaries or associate companies or joint ventures

Part A – Subsidiaries

(Information in respect of each subsidiary to be presented with amounts in Rs.)

Sl. No	Particulars	Name of the Subsidiary
		Keertana Financial Limited
1	The date since when subsidiary was acquired	04.05.2023
2	Reporting period for the subsidiary concerned, if different from the holding company's reporting period.	NA
3	Reporting currency and Exchange rate as on the last date of the relevant Financial year in the case of foreign subsidiaries.	NA
4	Share capital	Rs.11,95,69,470/-
5	Reserves and surplus	Rs. 82,74,263/-
6	Total assets	Rs.12,94,14,611/-
7	Total Liabilities	Rs.12,94,14,611/-
8	Investments	Rs.98,55,759/-
9	Turnover	Rs.67,69,043/-
10	Profit before taxation	Rs.39,27,288/
11	Provision for taxation	Rs.14,74,210/-
12	Profit after taxation	Rs. 24,53,078/-
13	Proposed Dividend	Nil
14	Extent of shareholding (in percentage)	100% (Wholly Owned Subsidiary)

Note :- The following information shall be furnished at the end of the statement:

1. Name of subsidiaries which are yet to commence operations – NA
2. Name of subsidiaries which have been liquidated or sold during the year – NA

Part B – Associates and Joint Ventures

Statement pursuant to Section 129 (3) of the Companies Act, 2013 related to Associate Companies and Joint Ventures - Nil

On behalf of the Board of Directors Keertana Finserv Limited

sd/-
Padmaja Gangireddy
Managing Director
DIN – 00004842

sd/-
Vara Prasad Chaganti
Independent Director
DIN- 9425725



CORPORATE SOCIAL RESPONSIBILITY (CSR)

1. Brief outline on CSR Policy of the Company

Keertana Finserv Limited remains committed to being a socially responsible and environmentally conscious corporate citizen. In alignment with Section 135 of the Companies Act, 2013 and Schedule VII, the Company has developed a structured Corporate Social Responsibility (CSR) Policy to guide its philanthropic efforts. The CSR Policy reflects Keertana's objective of creating a meaningful impact in the communities where it operates, with a focus on sustainable, inclusive, and long-term development.

The CSR Committee, constituted by the Board of Directors, is entrusted with formulating, implementing, and monitoring CSR activities in a transparent and accountable manner. In FY2025, the Company continued to prioritize local area development, and pursued quality-led initiatives over volume, ensuring that all CSR projects were outcome-oriented and aligned with identified community needs. Keertana undertakes CSR either directly or through approved implementing partners and ensures periodic impact assessments and governance reviews to maintain transparency and efficacy.

2. Composition of CSR Committee

Sr. No.	Name of Member of CSR Committee	Designation in the CSR Committee	Nature of Directorship	Number of Meetings of CSR Committee held during the year	Number of Meetings of CSR Committee attended during the year
1.	Mrs. Padmaja Gangireddy	Chairperson	Managing Director	2	2
2.	Mr. Vara Prasad Chagant	Member	Independent Director	2	2
3.	Mr. Vijaya Sivarami Reddy Vendidandi	Member	Director	2	2

3. Web-Link where Composition of CSR Committee, CSR Policy and CSR Projects approved by the Board are Disclosed on the Website of the Company

The Composition of the CSR Committee is available on the website of the Company at :-
https://keertanafin.in/board_and_committees

The CSR Policy approved by the Board is available at
<https://keertanafin.in/investors/Policies>

'Keertana Finserv Limited' has contributed to the Infrastructure and amenities of a project named - 'Neela Govinda Goushala initiated by Centre for Revival of Vedic Culture of Krushi and Goraksha (CRVCKG) and promoting education by providing scholarships to underprivileged students' which has fulfilled eligibility criteria to carry on CSR activities. The object of such contribution was to promote the activity listed in clause v of Schedule VII of the Companies Act, 2013 which is as follows :-

"Promoting Education & Animal Welfare"

4. Details of Impact Assessment of CSR Projects carried out in pursuance of Sub-Rule (3) of Rule 8 of The Companies (Corporate Social Responsibility Policy) Rules, 2014

During the financial year under review, the relevant provisions of the Companies Act, 2013 and the rules made there under relating to impact assessment of CSR projects, were not applicable to the Company.

5. Details of the amount available for set off in pursuance of sub-rule (3) of rule 7 of the Companies (Corporate Social Responsibility Policy) Rules, 2014 and amount required for set off for the Financial year, if any – Not applicable

6. Average Net Profit of the Company as per Section 135(5)

Average net profit of the company for the previous three financial years: ₹36,97,37,146/-

7. Amount required to be spent on CSR Activities/ CSR Project

Sr. no.	Particulars	Details (in ₹)
a.	Two percent of average net profit of the company as per Section 135(5)	₹73,94,743
b.	Surplus arising out of the CSR projects or programmes or activities of the previous financial years	Nil
c.	Amount required to be set off for the financial year, if any	Nil
	Total CSR obligation for the financial year (a+b-c)	₹73,94,743

8.
a) CSR amount Spent or Unspent for the Financial Year under review

Total Amount Spent for the Financial Year (in ₹)	Amount Unspent (in ₹)			
₹73,94,743	Total Amount transferred to Unspent CSR Account as per section 135(6)		Amount transferred to any fund specified under Schedule VII as per second proviso to section 135(5)	
	Amount	Date of transfer	Amount	Date of transfer
	NA	NA	NA	NA

b) Details of CSR Amount spent against on-going projects for the Financial Year

Sr.No	Name of the Project	Item from the list of activities in Schedule VII to the Act	Local area (Yes/No)	Location of the project	Project duration	Amount allocated for the project (in ₹)	Amount spent in the current financial Year (in ₹)	Amount transferred to Unspent CSR Account for the project as per Section 135(6) (in ₹)	Mode of Implementation Direct (Yes/No)	Mode of Implementation Through Implementing Agency
NA	NA	NA	NA	NA	NA	NA	NA	NA	NA	NA

c) Details of CSR amount spent against other than On-going projects for the Financial Year

Sr. No.	Name of the Project	Item from the list of activities in Schedule VII to the Act	Local area (Yes/No)	Location of the project	Amount spent for the project (in ₹)	Mode of Implementation Direct (Yes/No)	Mode of Implementation Through Implementing Agency
1.	Neela Govinda Goushala	Clause iv of Schedule VII of the Companies Act, 2013 – animal welfare.	Yes	Andhra Pradesh	₹ 72,43,143	Yes	NA
2.	Promoting Education – Provided Scholarships to the under privileged Students (Non-employees)	Clause (ii) of Schedule VII of the Companies Act 2013 – Promotion of education, including special education and employment enhancing vocation skills among children.	Yes	Telangana	₹ 1,51,600	Yes	NA

d) Amount spent in Administrative Overheads – Nil
e) Amount spent on Impact Assessment, if applicable – Not applicable
f) Total amount spent for the Financial Year (8b+8c+8d+8e)

₹73,94,743 (Rupees Seventy Three Lakhs ninety four Thousands seven Hundred forty three Only.)

g) Excess amount for set off, if any

Sr. No.	Particulars	Amount
1.	Two percent of average net profit of the company as per section 135(5)	₹73,94,743
2.	Total amount spent for the Financial Year	₹73,94,743
3.	Excess amount spent for the financial year [(2)-(1)]	Nil
4.	Surplus arising out of the CSR projects or programmes or activities of the previous financial years, if any	Nil
5.	Amount available for set off in succeeding financial years [(3)-(4)]	Nil

9. Other Details**a) Details of Unspent CSR amount for the preceding three financial years –**

S. No	Preceding Financial Year	Amount transferred to unspent CSR Account under section 135(6) (in ₹)	Amount spent in the reporting Financial Year (in ₹)	Amount transferred to any fund specified under Schedule VII as per section 135(6), if any	Amount remaining to be spent in succeeding financial years (in ₹)
Not Applicable					

b). Details of CSR amount spent in the Financial Year for On-going Projects of the Preceding Financial Year(s)

S. No	Project ID	Name of the Project	Financial Year in which the project was commenced	Project duration	Total amount allocated for the project (in ₹)	Amount spent on the project in the reporting Financial Year (in ₹)	Cumulative amount spent at the end of reporting Financial Year (in ₹)	Status of the project Completed/ Ongoing.
Not Applicable								

10. In case of creation or acquisition of capital asset, furnish the details relating to the asset so created or acquired through CSR spent in the financial year (Asset-Wise Details)

a	Date of creation or acquisition of capital asset(s)							Not Applicable
b	Amount of CSR spent for creation or acquisition of capital asset							
c	Details of the entity or public authority or beneficiary under whose name such capital asset is registered, their address etc.							
d	Provide details of the capital asset(s) created or acquired (including complete address and location of the capital asset).							

11. Reason(s), if the company has failed to spend two per cent of the average net profit as per section 135(5) – Not applicable

On behalf of the Board of Directors of Keertana Finserv Limited

sd/-
Padmaja Gangireddy
Managing Director
DIN – 00004842

sd/-
Vara Prasad Chaganti
Independent Director
DIN- 09425725

Place: Hyderabad
Date: 29.08.2025

Administrative Office :-
Keertana Finserv Limited
Ramky Selenium Towers,
2nd Floor, Plot No 31 Part & 32, Financial District,
Nanakaramguda, Hyderabad, Telangana, India, 500032

CORPORATE GOVERNANCE REPORT

Company's Philosophy on Corporate Governance

At Keertana Finserv Limited, we firmly believe that robust corporate governance is the foundation of a responsible and sustainable organization. It fosters trust, transparency, and accountability, ensuring the alignment of business practices with stakeholder interests. Our governance philosophy is guided by the principles of ethical conduct, compliance, and long-term value creation.

The Company's governance framework is aligned with the applicable provisions of the Companies Act, 2013, the RBI Master Direction – Non-Banking Financial Company (Scale-Based Regulation), 2023, and the SEBI (LODR) Regulations, to the extent applicable to listed debt instruments. Our aim is to ensure timely disclosures, sound risk management, and adherence to the highest standards of integrity and accountability.

Governance Structure and Defined Roles and Responsibilities

Keertana's governance framework comprises a multi-tiered structure involving the Board of Directors, Committees of the Board, and the Management Team, each with defined mandates and delegated authority. This structure ensures strategic oversight, operational efficiency, and regulatory compliance across all levels of the organization.

Key committees, including the Audit Committee, Risk Management Committee, Nomination & Remuneration Committee, CSR Committee, and the Asset Liability Management Committee (ALCO) play a vital role in monitoring specific functional areas. Each committee operates within clearly laid-out terms of reference, ensuring focused discussions and prompt decision-making. The governance system emphasizes collaborative leadership, process-driven control, and stakeholder accountability, in line with Keertana's commitment to good governance practices.

Board of Directors ('The Board')

The Board of Directors is the apex decision-making body responsible for guiding the Company's vision, formulating long-term strategies, and overseeing the implementation of key policies. The Board plays a fiduciary role in safeguarding stakeholder interests, driving sustainable growth, and ensuring full compliance with regulatory obligations.

It also ensures that the organizational structure supports informed decision-making, effective delegation of authority, and robust internal controls. The Board works closely with the Management Team, providing oversight on key areas including financial soundness, risk governance, ethical conduct, and corporate disclosures.

Overview of Board Composition

Your Company's Board is constituted of highly experienced professionals from diverse backgrounds which consists of values of collaborative spirit, expert thinking and a primary role of trusteeship to protect and enhance stakeholders' value through strategic supervision. The Board provides direction and exercises appropriate controls. The Company's Board has an appropriate mix of Independent and Non-independent Directors as well as non-executive and executive directors. The composition of the Board is in conformity with the applicable provisions of the Companies Act, 2013 (hereinafter referred to as 'The Act') and the regulatory requirements and is in accordance with the highest standards of Corporate Governance.

1. Composition of the Board & Details of Board of Directors' Meeting as on 31.03.2025 :-

Sr. No	Name of Director	Director Since	Capacity	DIN	Number of Board Meetings		No. of other Directorship	Remuneration (Salary/ Sitting Fee/ Commission)	No. of shares held In convertible Instruments held In the Company	Last AGM Attended
					Held	Attended				
1.	Raghu Venkata Harish	30-03-2022	Independent Director	06792543	21	19	1- Active	Sitting fee of Rs. 8 lakhs per annum	Nil	No
2.	Vara Prasad Chaganti	30-03-2022	Independent Director	09425725	21	20	3- Active	Sitting fee of Rs. 8 lakhs per annum	Nil	No
3.	Mahesh Payannavar	27-02-2023	Independent Director	00230347	21	19	2- Active 1- Strike Off	Sitting fee of Rs. 8 lakhs per annum	Nil	No
4.	Padmaja Gangireddy	03-11-2022	Executive Director	00004842	21	16	1- Active	Remuneration of Rs. 1.70 crores was paid during the FY under review	2, 79, 81,994 (21.975%)	Yes
5.	Vijaya Sivarami Reddy Vendidandi	02-11-2022	Non-Executive Director	03169778	21	19	2- Active 2- Strike Off	Nil	9, 56, 45,505 (75.111%)	Yes

Independent Directors

The Independent Directors who are appointed for a specific term acts as a guide, coach and mentor to the Company. The role of Independent Directors includes improving corporate credibility and governance standards and helping to manage risks.

Fit & Proper Criteria

The Company has formulated and adopted a Policy on Fit & Proper Criteria for the Directors as per the provisions of the RBI Master Directions.

Familiarisation Programmes for the Independent Directors

The Familiarisation Programme of your Company endeavours to familiarise Independent Directors with the NBFC industry scenario and to keep the Independent Directors in the loop with matters relating to the industry in which the Company operates, its business model, the operational and financial performance of the Company, risk matrix, mitigation and management, governing regulations, overall socio economic regime of the industry, information technology including cyber security, and major developments and updates on the Company so as to enable them to take well-informed decisions in a timely manner.



During FY 2024-25, 1 (One) meeting of the Independent Directors was held on February 12, 2025, which was attended by all the Independent Directors. The Independent Directors, inter alia, reviewed the performance of the Non-Independent Directors, Board as a whole and the Chairman of the Company, taking into account the views of Executive Director and Non-Executive Directors.

1. Committee Details

I. Audit Committee

The Board of Directors has constituted a qualified and independent Audit Committee as required under Section 177 of the Companies Act, 2013, and in compliance with the provisions of RBI Master Directions, 2016. The Committee consists of three members who are eminently qualified to serve as members of the Audit Committee. An Independent Director serves as the Chairman of the Committee, and the Company Secretary acts as the Secretary of the Audit Committee.

The Audit Committee met eleven times during the financial year under review. The meeting dates were as follows: 18-04-2024, 06-05-2024, 10-05-2024 (Adjourned), 15-05-2024, 20-06-2024, 15-07-2024, 14-08-2024, 13-11-2024, 12-02-2025, 25-02-2025 and 21-03-2025. The constitution, record of attendance, and other details of the Audit Committee of the Company are provided below:

Composition, Meetings and Attendance as on March 31,2025

Sr. No	Name of Director	Member of the Committee	Capacity	Number of Board Meetings		No. of shares held in and convertible instruments held in the Company
				Held	Attended	
1.	Mahesh Payannavar	Chairperson	Independent Director	11	11	Nil
2.	Vijaya Sivarami Reddy Vendidandi	Member	Non- Executive Director	11	11	9, 56, 45,505 (75.111%)
3.	Vara Prasad Chaganti	Member	Independent Director	11	11	Nil

Terms of Reference

- Recommendation for appointment, remuneration and terms of appointment of auditors of the Company
- Review and monitor the auditor's independence, performance, and effectiveness of the audit process
- Examination of the financial statement and the auditors' report thereon
- Approval or any subsequent modification of transactions of the Company with related parties
- Scrutiny of inter-corporate loans and investments
- Valuation of undertakings or assets of the Company, wherever it is necessary
- Evaluation of internal financial controls and risk management systems
- Monitoring the end use of funds raised through public offers and related matters
- Overseeing the vigil mechanism

II. Nomination and Remuneration Committee

The Board of Directors constituted the Nomination and Remuneration Committee in accordance with the provisions of Section 178 of the Companies Act, 2013 and RBI Master Directions. The Committee is chaired by an Independent Director, with the Company Secretary serving as the Committee's Secretary.

The Nomination and Remuneration Committee convened four times during the financial year under review, on the following dates: 20-06-2024, 14-08-2024, 21-08-2024, 31-12-2024. Details regarding the constitution, attendance record of meetings, and other relevant information about the Nomination and Remuneration Committee are provided below:

Composition, Meetings and Attendance as on March 31,2025

S.No	Name of Director	Member of the Committee	Capacity	Number of Meetings		No. of shares held in and convertible instruments held in the Company
				Held	Attended	
1.	Raghu Venkata Harish	Chairperson	Independent Director	4	3	Nil
2.	Mahesh Payannavar	Member	Independent Director	4	4	Nil
3.	Vara Prasad Chaganti	Member	Independent Director	4	4	Nil



Terms of Reference

1. Identify persons who are qualified to become Directors & KMPs in accordance with the criteria laid down, and recommend to the Board their appointment;
2. Formulate the criteria for determining the qualifications, positive attributes and independence of a Director & KMPs;
3. Ensure that the Board comprises a balanced combination of Executive Directors & Non-Executive Directors, as well as Independent Directors;
4. Decide/approve details of fixed components, variable components and performance linked incentives for the employees along with their performance criteria;
5. Annually evaluate and report to the Board the performance and effectiveness of the Directors & KMPs fulfilling their roles and responsibilities in a manner that achieves the objectives of the Company as a successful organisation;
6. The Nomination and Remuneration Committee shall assist the Board in ensuring that plans are in place for an orderly succession of Directors & KMPs;
7. Making recommendations to the Board concerning any matters relating to the continuation in office of any Directors & KMPs at any time including the suspension or termination of their services subject to the provisions of the law and their service contract; and
8. Such other roles and responsibilities as specified by the Board, from time to time;
9. Assess whether the prospective Director meets the 'Fit & Proper' criteria as prescribed by the RBI Master Directions.

Performance Evaluation of Directors

The performance evaluation of the Board, its Committees, Independent Directors, and Non-Independent Directors has been conducted in accordance with the relevant provisions of the Act and the applicable rules. To enhance the Board's effectiveness, the Nomination and Remuneration Committee has developed a methodology and criteria for evaluating the performance of the Board, its Committees, and each Director.

The evaluation of the Board's performance is based on approved criteria such as Board composition, strategic planning, the role of the Chairperson, independence from the entity, independent views and judgment, knowledge and participation, assessment of Non-Executive Directors and other senior management, evaluation of the timeliness and quality of information flow from the Company to the Board, and adherence to compliance and regulatory issues.

The Board has expressed its satisfaction with the evaluation process.

III. Details of CSR committee

The Board constituted the Corporate Social Responsibility (CSR) Committee per the Companies Act, 2013, chaired by an Executive Director. Currently, the CSR committee consists of three directors, including an executive, a non-executive, and an Independent Director. The CSR committee convened twice during the financial year, on 06-05-2024 and 28-02-2025.

The CSR policy and detailed information are made available for public access on the company's website. Additionally, they are disclosed in the Annual CSR report, which is included as Annexure II to the Director's report.

Composition, Meetings and Attendance as on March 31,2025

S.No	Name of Director	Member of the Committee	Capacity	Number of Board Meetings		No. of shares held in and convertible instruments held in the Company
				Held	Attended	
1.	Padmaja Gangireddy	Chairperson	Executive Director	2	2	2,79,81,994 (21.975%)
2.	Vijaya Sivarami Reddy Vendidandi	Member	Non- Executive Director	2	2	9, 56, 45,505 (75.111%)
3.	Vara Prasad Chaganti	Member	Independent Director	2	2	Nil

Terms of Reference

1. Formulating and recommending to the Board, a CSR Policy that shall indicate the activities to be undertaken by the Company as specified in Schedule VII of the Companies Act, 2013
2. Recommending the amount of expenditure to be incurred on the CSR activities
3. Monitoring the Corporate Social Responsibility Policy of the Company from time to time
4. Institute a transparent monitoring mechanism for the implementation of the CSR projects or programmes or activities undertaken by the Company.



IV. Details of Risk Management Committee

The Board of Directors established the Risk Management Committee per the RBI Master Directions to identify and mitigate risks affecting the Company. The committee, as of March 31, 2025, comprises three members, including two Independent Directors.

The Risk Management Committee convened four times during the financial year under review, on 14-08-2024, 13-11-2024, 04-02-2025 and 12-02-2025. Details regarding the committee's constitution, meeting attendance records, and other relevant information are provided below:

Composition, Meetings and Attendance as on March 31,2025

S.No.	Name of Director	Name of Director	Capacity	Number of Meetings		No. of shares held in and convertible instruments held in the Company
				Held	Attended	
1.	Vara Prasad Chaganti	Chairperson	Independent Director	4	4	Nil
2.	Padmaja Gangireddy	Member	Executive Director	4	4	2,79,81,994 (21.975%)
3.	Raghu Venkata Harish	Member	Independent Director	4	4	Nil

Your company has a Board-approved Risk Management Policy and other internal policies to identify and assess all material risks. There is also a policy framework in place to manage the asset and liability profiles effectively.

Throughout the year, the Risk Management Committee reviewed the risks associated with the company's business, identified root causes, and assessed the effectiveness of mitigation measures. The Board adopted a Risk Management Policy to implement a consistent, efficient, and economical approach to identifying, evaluating, responding to, and mitigating key risks that may impact business objectives.

The Risk Management Policy, approved by the Board, is available on the company's website at <https://keertanafin.in/investors/Policies>.

V. Details of Asset- Liability Management Committee ('ALCO')

The Board of Directors constituted the Asset- Liability Management Committee ('ALCO') comprising of four (4) members as of March 31,2025.

The ALCO met (45) forty five times during the financial year under review, the dates of the meeting are as follows:- 16-04-2024, 29-04-2024, 21-05-2024, 29-05-2024, 30-05-2024, 12-06-2024, 19-06-2024, 24-06-2024, 26-06-2024, 28-06-2024, 08-07-2024, 18-07-2024, 19-07-2024, 30-07-2024, 31-07-2024, 06-08-2024, 14-08-2024, 20-08-2024, 27-08-2024, 04-09-2024, 12-09-2024, 17-09-2024, 20-09-2024, 30-09-2024, 17-10-2024, 25-10-2024, 28-10-2024, 05-11-2024, 22-11-2024, 06-12-2024, 24-12-2024, 30-12-2024, 18-01-2025, 28-01-2025, 31-01-2025, 05-02-2025, 19-02-2025, 27-02-2025, 18-03-2025, 20-03-2025, 21-03-2025, 27-03-2025, 28-03-2025 and 31-03-2025. The constitution, record of attendance of meetings and other details of the Committee are given below:-

Composition, Meetings and Attendance as on March 31,2025

S.No	Name of the Member	Member of the Committee	Designation	Number of Meetings		No. of Shares held
				Eligible to attend	Attended	
1.	Padmaja Gangireddy	Member	Managing Director	44	42	2,79,81,994(21.975%)
2.	Siva Kumar Reddy	Member	SVP – Operations Head	44	44	Nil
3.	Prakash Bhawanani	Member	CFO	23	22	Nil
4.	KLVN Prasad	Member	Business Head	7	1	Nil

Terms of Reference

- To review the overall framework for management of Liquidity Risk, Market Risk (Interest Rate Risk, Currency Risk), and efficacy of controls for managing the same.
- To advise on the Business Plan of the Company from ALM and Liquidity management perspectives.
- To Review & Assess the ALM profile and liquidity position of the Company.
- To take decision on desired Maturity Profile and mix of Incremental Assets and Liabilities.
- To approve Sale of Loan Assets as a source of funding or to generate liquidity
- To act on various matters covered under the charter/ terms of reference of the ALCO, as approved by the Board of Directors.
- To provide guidance to the Company on various matters which are referred to it by the Company's management

VI. Prevention of Sexual Harassment Policy, and information required to be disclosed under the Sexual Harassment of Women at Workplace (Prevention, Prohibition and Redressal) Act, 2013

The Board of Directors constitution the Internal Complaints Committee as per the provisions of the Sexual Harassment of Women at Workplace (Prevention, Prohibition and Redressal) Act, 2013, the Committee comprises of four members the details of the committee is as follows:-



S.No	Name of the Committee	Designation in Company	Position in the Committee
1.	Ms. Akshata Parikh	Chief Compliance Officer	Presiding Officer
2.	Ms. J Jyothsna	Associate Vice President - HR	Member
3.	Ms. Gaddam Jhansi Rani	ICC- External Member	External Member
4.	Mr. Rajendra Kavikondala	Company Secretary	Member

Total no. of Complaints received during the financial year under review

There are no pending complaints either at the beginning or at end of the financial year under review. The following is the summary of the complaints received and disposed during the financial year under review:-

No. of Complaints received	Zero (0)
No. of Complaints disposed	Zero (0)
No. of Complaints pending at the end of FY	Zero (0)

Your Company has imparted training for Sexual Harassment of Women at Workplace as part of the induction training provided to the employees.

2. Shareholders Meeting/ General Body Meetings

S.No	Type of Meeting	Date and Place	Resolution Passed
1.	Extraordinary General Meeting (EGM)	June 27, 2024 – Venue at the Administrative office of the Company	<ul style="list-style-type: none"> To appoint G C Reddy & Associates., Chartered Accountants, (Firm Registration No. 010074S), Hyderabad as Statutory Auditors of the Company to fill the casual vacancy caused by the resignation of M.Anandam & Co., Chartered Accountants (Firm Registration No. 000125S), Hyderabad, to hold office from the conclusion of this general meeting until the conclusion of the ensuing Annual General Meeting to be held on calendar year 2024 and on such remuneration as may be fixed by the Board of directors.
2.	Annual General Meeting (AGM)	August 21, 2024 - Venue at the Administrative office of the Company	<ul style="list-style-type: none"> Adoption of Audited Financial Statements and the Reports of the Board of Directors and Auditors To appoint G V C A & Associates (formerly known as G C Reddy & Associates), Chartered Accountants, (Firm Registration No. 010074S), Hyderabad, as the Statutory Auditor to hold the office from the conclusion of 29th Annual General Meeting to conclusion of 32nd Annual General Meeting i.e. the AGM to be held in Year 2027 at an annual remuneration/fee plus taxes as applicable from time to time as mutually agreed with the Statutory Auditors and the Board of Directors of the Company. To convert the status of the Company from Private Limited Company to Public Limited Company. Adoption of new set of Articles of Association in compliance with the provisions of the Companies Act, 2013
3.	Extraordinary General Meeting (EGM)	August 21, 2024 - Venue at the Administrative office of the Company	<ul style="list-style-type: none"> To borrow in excess of the limits provided under section 180(1) of the companies act, 2013 - the total amount borrowed / to be borrowed by the Company (apart from temporary loans obtained from the Company's bankers in the ordinary course of business) and outstanding at any time shall not exceed the sum of Rs. 2000 Crores (Rupees Two Thousand Crores only) and Rs. 1300 crores (Rupees Thirteen Hundred Crores) for Non-Convertible Debentures (NCDs). To approve issuance of non-convertible debentures (NCD's) upto Rs. 1,300 crores, during financial year 2024-2025, on a private placement basis and to confer authorization in this regard and matters related thereto To consider the appointment Ms. Padmaja Gangireddy as Managing director of the company
4.	Extraordinary General Meeting (EGM)	February 25, 2025 - Venue at the Administrative office of the Company	<ul style="list-style-type: none"> Approval of Related Party Transactions for Availing Loans from Ms. Padmaja Reddy Gangireddy and Spandana Rural & Urban Development Organization (SRUDO)



1. General Information for Members and Debenture holders

i. Company Registration details:

The Company is registered in the state of Kolkata, India and the administrative office is in the state of Telangana. The Corporate Identity Number allotted to the Company by the Ministry of Corporate Affairs is U65100WB1996PLC077252. The Company is Middle Layer Non-Deposit taking NBFC, registered with Reserve Bank of India.

ii. Annual General Meeting Day, Date, Time and Venue:

Day: Wednesday

Date: 24.09.2025

Time: 3:00 PM

Venue: Physically at the Administrative office of the Company at Hyderabad and through audio visual means

iii. Financial Year: April 01, 2024 to March 31, 2025

iv. **Listing on Stock Exchange:** The Company's NCD's are listed on the BSE Limited. The Company has paid listing fees to BSE Limited for the Financial Year 2024-25 as well as for the Financial Year 2025-26.

v. **In case of securities are suspended from trading, the directors report shall explain the reason thereof:** Not Applicable.

vi. Debenture Trustees

Catalyst Trusteeship Limited

GDA House, First Floor, Plot No. 85, S. No. 94 - 95, Bhusari Colony, (Right), Kothrud, Pune, Maharashtra - 411038, India.

Phn no.: 020 66807200

Email -mumbai@ctltrustee.com

Axis Trustee Services Limited

2nd Floor, SW, The Ruby, 29, Senapati Bapat Marg, Dadar West, Mumbai - 400028

Mobile +91 9757426050

vii. Registrar and Transfer Agents

MUFG Intime India Private Limited

(Formerly Known as Link Intime India Pvt. Ltd)

C-101, 1st Floor, 247 Park, Lal Bahadur Shastri Marg,

Vikhroli (West), Mumbai City, Maharashtra - 400083

www.linkintime.co.in

Email: debtca@in.mpms.mufg.com Contact Person: Amit Dabhade amit.dabhade@in.mpms.mufg.com

viii. Address for correspondence

Shareholders/Investors may write to the Company Secretary at the following address:

The Company Secretary

Plot No. 31 & 32, 2nd Floor, Ramky Selenium Towers, Tower – A, Financial District, Nanakaramguda, Hyderabad, Telangana – 500032

Email: secretarial@keertana.co

Phone: 1800 8430 213

ix. Distribution of shareholding as on March 31, 2025:

x. Dematerialization of shares and liquidity:

xi. **Plant locations:** Not Applicable

xii. **List of all credit ratings obtained by the entity alongwith any revisions thereto during the relevant financial year, for all debt instruments of such entity or any fixed deposit programme or any scheme or proposal:** Included in the Directors report.

xiii. **Details pertaining to Credit Ratings obtained by the Company are included in the Directors' Report.**

2. Remuneration and/or sitting fee to Directors and Auditor's remuneration

The components of the Executive Director's compensation at Keertana Finserv Limited include fixed and variable pay, performance-linked variable pay, and other benefits. The Nomination and Remuneration Committee makes these decisions, which are then reviewed and approved by the Board of Directors. The same procedure applies to revisions in sitting fees.

Details of the remuneration of Directors will be provided in Form MGT-7 (annual return), and same will be available on the company's website at https://keertanafin.in/investors/Annual_Reports.

For further details, refer to Note No. 37 in relation to related party transactions disclosed in the notes to the Standalone Financial Statement



3. Details of penalties and strictures

During the year under review, there were no instances of penalties levied by any regulatory authority.

4. Means of Communication

Your Company focuses on prompt, continuous and efficient communication with all its stakeholders. The Company has provided adequate and timely information to its members inter alia through the following means:-

a. Financial Results

The quarterly, half yearly and annual financial results of the Company were published in the leading national daily newspapers and the said financials are also posted on the company's website at https://keertanafin.in/investors/Financial_Reports

b. Website

In compliance with Regulation 62 of the SEBI (Listing Obligation and Disclosure Requirement) Regulations, 2015, the Company has maintained a separate section i.e "Investors" on the Company's website providing all the announcements made by the Company, annual reports, financial results and policies of the Company.

5. Other disclosures

- Breach of Covenant- During the financial year ended March 31, 2025, no bank or financial institution or debenture trustee has issued any notice of breach of covenant in respect of loans availed or debt securities issued by the Company.
- Disclosure on the Complaints (related to Business)- During the financial year under review, the total no. of complaints received from customers/borrowers are 565 complaints and all the complaints were resolved. The same is disclosed in note no.51 of the Standalone Financial Statements.
- Your company has confirmed that there are no instances of non-compliance with the requirements of the Companies Act, 2013. This indicates that all statutory obligations and regulations have been adhered to as mandated by the Act.
- Divergence in Asset Classification and Provisioning- A detailed note on this matter is covered in the Standalone Financial Statements. For comprehensive information, please refer to Note No. 62 in those statements.
- The declaration by the Managing Director stating that all the Board Members and Senior Management Personnel have affirmed their compliance with the laid down Code of Conduct for the Financial Year ended March 31, 2025, is annexed to this Report on Corporate Governance.
- The disclosures of the compliance with corporate governance requirements specified in Regulations 17 to 27 and clauses (a) to (i) of Regulation 62(1A) of SEBI Listing Regulations shall be made in the section on corporate governance of the annual report.
- Managing Director and Chief Financial Officer have issued the Certificate in accordance with Regulation 17(8) of the Listing Regulations with regard to Annual Financial Statements for the Financial Year ended March 31, 2025.
- Web link where policy for determining 'material' subsidiaries is disclosed: Not Applicable
- Disclosures on materially significant related party transactions that may have potential conflict with the interests of listed entity at large- None
- **Policy on Dealing with Related Party Transactions:** The Company has formulated a policy on materiality of and dealing with Related Party Transactions pursuant to the provisions of the Act and Regulation 23 of the SEBI LODR, 2015, which specify the manner of entering into Related Party Transactions. The Policy on Related Party Transactions can be viewed at <https://keertanafin.in/investors/Policies>.
- **Where the board had not accepted any recommendation of any Committee of the Board which is mandatorily required, in the relevant financial year, the same to be disclosed along with reasons thereof:** During FY 2024-25, all the recommendations of the various Committees of the Board were accepted by the Board.
- **Compliance certificate from either the auditors or practicing company secretaries regarding compliance of conditions of corporate governance shall be annexed with the directors' report:** Forms part of the Annual Report.
- **Disclosures with respect to demat suspense account/ unclaimed suspense account:** Not Applicable

On behalf of the Board of Directors of Keertana Finserv Limited

sd/-
Padmaja Gangireddy
Managing Director
DIN – 00004842

sd/-
Vara Prasad Chaganti
Independent Director
DIN- 09425725

Place : Hyderabad
Date :29.08.2025

Administrative Office :-
Keertana Finserv Limited
Ramky Selenium Towers,
2nd Floor, Plot No 31 Part & 32, Financial District,
Nanakaramguda, Hyderabad, Telangana, India, 500032



Form No. MR-3
SECRETARIAL AUDIT REPORT
FOR THE FINANCIAL YEAR ENDED ON 31ST MARCH, 2025
[Pursuant to section 204(1) of the Companies Act, 2013 and Rule No. 9 of the Companies (Appointment and Remuneration of Managerial Personnel) Rules, 2014]

To,
The Members
KEERTANA FINSERV LIMITED
Office no. 919, 9th floor, 4A,
Regus Granduer, Abanindra Nath Thakur Sarani,
Park Street,
Kolkata-700016

We have conducted the secretarial audit of the compliances of applicable statutory provisions and the adherence to good corporate practices by **KEERTANA FINSERV LIMITED (Formerly known as “Keertana Finserv Private Limited and Rajashree Tracom Private Limited”)** (hereinafter called ‘the company’). Secretarial Audit was conducted in a manner that provided us a reasonable bases for evaluating the corporate conducts/statutory compliances and expressing our opinions thereon.

Based on our verification the Company’s books, papers, minute books, forms and returns filed and other records maintained by the company and also the information provided by the Company, its officers, agents and authorized representatives during the conduct of Secretarial audit, we hereby report that in our opinion, the company has, during the audit period covering the financial year ended on 31st March, 2025 complied with the statutory provisions listed hereunder and also that the Company has proper Board-Processes and compliance-mechanism in place to the extend, in the manner and subject to the reporting made hereinafter:

We have examined the books, papers, minute books, forms and returns filed and other records maintained by the Company for the financial year ended on 31st March, 2025 according to the provisions of:

- (i) The Companies Act, 2013 (the Act) and the rules made thereunder;
- (ii) The Securities Contract (Regulation) Act, 1956 (‘SCRA’) and the rules made thereunder;
- (iii) The Securities and Exchange Board of India Act, 1992 (‘SEBI Act’) and the regulations, circulars, rules and guidelines made thereunder;
- (iv) The Depositories Act, 1996 and the Regulations and By-laws framed thereunder; The following Regulations and Guidelines prescribed under the Securities and Exchange Board of India Act, 1992 (‘SEBI Act’) :-
- (v) The following Regulations and Guidelines prescribed under Securities and Exchange Board of India Act, 1992 (‘SEBI Act’):-
 - a) Securities and Exchange Board of India (Substantial Acquisition of Shares and Takeovers) Regulations, 2011 (Not applicable to the Company during the Audit Period);
 - b) Securities and Exchange Board of India (Prohibition of Insider Trading) Regulation, 2015;
 - c) Securities and Exchange Board of India (Registrars to an Issue and Share Transfer Agents) Regulations, 1993;
 - d) Securities and Exchange Board of India (Issue of Capital and Disclosure Requirements) Regulations, 2011;
 - e) The Securities and Exchange Board of India (Employee Stock Options Scheme and Employee Stock Purchase Scheme) Guidelines, 1999; (Not Applicable to the Company during the Audit Period);
 - f) Securities and Exchange Board of India (Share Based Employee Benefits and Sweat Equity) Regulations, 2021 (Not Applicable to the Company during the Audit Period);
 - g) Securities and Exchange Board of India (Issue and Listing of Non-Convertible Securities) Regulations, 2021;
 - h) Securities and Exchange Board of India (Delisting of Equity Shares) Regulations, 2021 (Not Applicable to the Company during the Audit Period);
 - i) Securities and Exchange Board of India (Buyback of Securities) Regulations, 2018 (Not Applicable to the Company during the Audit Period);
 - j) Securities and Exchange Board of India (Depositories and Participants) Regulations, 2018.
 - k) Securities and Exchange Board of India (Debenture Trustee) Regulations, 1993 (In relation to obligation of Issuer Company).
- (vi) The management has identified and confirmed the following laws as specifically applicable to the Company:
 - a) The Reserve Bank of India Act, 1934 read with Master Direction- Reserve Bank of India (Non-Banking Financial Company- Scale Based Regulation) Directions, 2023;
 - b) Master Direction – Know Your Customer (KYC) Direction, 2016;
 - c) Master Direction – Reserve Bank of India (Filing of Supervisory returns) Directions – 2024;
 - d) Master Direction – Non- Banking Financial Companies Auditor’s Report (Reserve Bank) Directions, 2016;
 - e) Master Direction on Information Technology Governance, Risk, Controls and Assurance Practices;
 - f) Master Direction – Monitoring of Frauds in NBFCs (Reserve Bank) Directions, 2016 along with the other applicable master directions, Rules, regulations, guidelines issued from time to time.



We have also examined compliance with the applicable clauses/Regulations of the following:

- (i) The Secretarial Standards issued by The Institute of Company Secretary of India.
- (ii) The SEBI (Listing Obligations and Disclosure Requirements) Regulations, 2015 as amended.

During the period under review, the Company has complied with provisions of the Act specified above along with the Rules, Guidelines, Standards, etc. except as mentioned in **Annexure-A**.

We further report that,

1. The Board of Directors of the Company is duly constituted of proper balance of executive Directors, Non-Executive Directors and Independent Directors however, there were no changes in the compositions of the Board of Directors during the period under review.
2. Adequate notice is given to all directors to schedule the Board Meetings, agenda and detailed notes on agenda were sent as per provisions of the Act, and the system exists for seeking and obtaining further information and clarifications on the agenda items before the meeting and for meaningful participation at the meeting.
3. All decisions of Board and Committee meetings were carried unanimously.
4. The Company has filed all the requisite information to the Registrar of Companies/Ministry of Corporate Affairs by filing appropriate e-forms within the stipulated time, except, few e-forms which were filed with additional fees. However, the above should be regarded as compliance under Section 403 of the Companies Act, 2013.
5. The Company has filed all the requisite information to the RBI by filing appropriate forms within the stipulated time except few forms filed with delay due to migration of RBI portal from XBRL phase 2 to CIMS w.e.f. February, 2024 and delay in getting CIMS credentials from RBI after repeated follow-ups.

We further report that during the audit period the following events have occurred which had major bearing on the Company's affairs in pursuance of the above – mentioned loss, rules, regulations, guidelines, standards, etc.:

1. The Company has a fully owned subsidiary "Keertana Financial Limited" holding 1,19,56,947 unlisted equity shares of Face Value ₹10 per share amounting to ₹1221.25 Lakhs.
2. The agenda for conversion from Private Limited to Public Limited company was placed before the shareholder in the Annual General Meeting dated 21.08.2024 and the same was approved by the shareholder. An application was filed with the Registrar of the Companies and the change in status was approved on April 10, 2025.
3. The Company has adopted new set of Articles of Association in compliance with the provisions of the Companies Act, 2013.
4. The Company has allocated 1,66,66,667 equity shares (Sixty Six Lakhs Sixty Six thousand Six Hundred and Sixty seven) of face Value of ₹10 (Rupees Ten Only) each at a premium of ₹50 (Rupees Fifty) aggregating to the total of ₹100,00,00,020/- (Rupees One hundred crores and twenty only) on June 25, 2024.
5. The Company has allotted 63,26,843 equity shares (Sixty Three Lakh Twenty Six Thousand Eight Hundred and Forty Three) of Face Value ₹10 (Rupees Ten Only) each at the premium of ₹70 (Rupees Seventy) aggregating to total of ₹50,61,47,440/- (Rupees Fifty Crores Sixty One Lakhs Forty Seven Thousand Four Hundred and Forty only) on March 26, 2025.
6. The Company had raised a sum of ₹666,00,00,000 by issue of secured, rated, transferable, listed, redeemable, Non-Convertible Debentures (NCDs) during the financial year on private placement basis, in one or more series/tranches.
7. Resignation of Mr. Prakash Bhawnani as Chief Financial Officer of the company w.e.f. September 25, 2024.
8. Resignation of Ms. Komal Ratlani as Company Secretary w.e.f. October 10, 2024 and appointment of Mr. Rajendra Kavikondala as Company Secretary w.e.f. October 11, 2024.
9. Appointment of Ms. Padmaja Gangireddy (DIN:00004842) as the Managing director of the company for a period of five years w.e.f. August 21, 2024.
10. The RBI have conducted Inspections and Risk Assessment and given their reports vide letters dated February 14, 2025 and February 21, 2025 and the response for the same were submitted by the management of the company adequately.
11. The Company has received inspection notices from Labour Department i.e. Office of DCL, Nalgonda dated March 10, 2025 for inspection under all relevant Labour enactments by way of a single joint inspection. The company has provided necessary documents to the concerned officer.

We further report that there are adequate systems and processes in the company commensurate with the size and operations of the company to monitor and ensure compliance with applicable laws, rules, regulations and guidelines.

Note: This report is to be read with our letter of even date which is annexed as '**Annexure B**' and forms an integral part of this report.

For NIKITA R AGARAWAL & ASSOCIATES
Company Secretaries
Firm Unicode – S2023WB926500
Peer Review Certificate No. – 4289/202

Nikita Agarwal
Proprietor
ACS No.: 43941
CP No.: 16602

UDIN: A043941G000645071

Place: Kolkata
Date: June 23, 2025



“Annexure - A”

1. The Company has not complied with Section 203 of the Companies Act, 2013 read with the SEBI Act and has not appointed a Chief Financial Officer during the Audit Period.
2. The Company being the debt listed company and has not complies with Section 204 of the Companies Act, 2013 and has not obtained the Secretarial Audit Report for the year ended 31st March, 2024.
3. Non-Compliance of Regulation 17 (8) of SEBI (LODR) Regulations, 2015: The company have not obtained the compliance certificate from CFO for the FY 2023-24.
4. Non-Compliance with Regulation 23(9) of SEBI (LODR) Regulations, 2015: The company has uploaded the documents related to Related Parties Transactions in the PDF Format as an annexure to financial statements and failed to upload in XBRL Format.
5. Non-Compliance with Regulation 9 of SEBI (PIT) Regulations, 2015 read with circular dated August 5, 2022- The intimation for closure of trading window of the Company was not given for Q1 and Q2, quarters ending June, 2024 and September 2024. Further, the intimation of closure of trading window for the remaining quarters are given along with prior intimation of Quarterly Board meeting notice.
6. The Company has not convened of the IT Strategy Committee, IT Steering Committee and Information Security Committee as per RBI Act, 1934 read with the applicable rules and regulations.

Management’s Comments to Annexure A:

1. The Management has made continuous efforts in appointing a suitable candidate for the position of CFO of the Company. The Company has appointed Mr. Revan Saahith Reddy as CFO on 2nd May 2025.
2. The Company has appointed Secretarial Auditor for the FY 2023-24 and considering SEBI notification No. SEBI/LAD-NRO/GN/2024/177 dated 17th May 2024 read with Regulation 15 1(A) of SEBI LODR Regulations on non applicability of provisions till 31st March 2025, the Company has not taken the Final Audit Report.
3. The Company has obtained the compliance Certificate from the Managing Director of the Company for the FY 2023-24.
4. For Debt Listed entities, RPT should be filed along with financials and the same has been duly complied.
5. The Company is in compliance with SEBI PIT regulations and none of the designated persons are trading in the Company’s Debt Listed Securities. The Intimation of Trading window closure is being given from Q3 and Q4 and shall ensure proper compliance here after.
6. The IT Committee Meetings are being duly convened by the Company from FY 2025-26.

'Annexure - B'

To,
The Members
KEERTANA FINSERV LIMITED
Office No. 919, 9th Floor, 4A,
Regus Granduer, Ababindra Nath Thakur Sarani,
Park Street,
Kolkata – 700016

Our report of even date is to be read along with this letter.

1. Maintenance of secretarial record is the responsibility of the management of the company. Our responsibility is to express an opinion on these secretarial records based on our audit.
2. We have followed the audit practices and processes as were appropriate to obtain reasonable assurance about the correctness of the contents of Secretarial records. The verification was done on test basis to ensure that correct facts are reflected in secretarial records. We believe that the process and practices, we followed provided reasonable basis for our opinion.
3. In view of financial records and books of accounts being subjected to audit by the Internal and Statutory Auditor and relying on the reports submitted by the above agencies from time to time, we have not separately verified the financial records and books of accounts of the company.
4. Wherever required, we have obtained the Management representation about the compliance of laws, rules and regulations and happening of events etc.
5. The compliance of the provisions of corporate and other applicable laws, rules and regulations, standards is the responsibility of management. Our examination was limited to the verification of procedure on test basis.
6. The Secretarial Audit report is neither an assurance as to the future viability of the company nor of the efficacy or effectiveness with which the management has conducted the affairs of the company.

For NIKITA R AGARAWAL & ASSOCIATES
Company Secretaries
Firm Unicode – S2023WB926500
Peer Review Certificate No. – 4289/202

Nikita Agarwal
Proprietor
ACS No.: 43941
CP No.: 16602

UDIN: A043941G000645071

Place: Kolkata
Date: June 23, 2025



RELATED PARTY TRANSACTION

FORM NO. AOC-2

(Pursuant to clause (h) of sub-section (3) of section 134 of the Act and Rule 8(2) of the Companies (Accounts) Rules, 2014)

Form for disclosure of particulars of contracts/arrangements entered into by the company with related parties referred to in sub-section (1) of section 188 of the Companies Act, 2013 including certain arm's length transactions under third proviso thereto

1. Details of contracts or arrangements or transactions not at arm's length basis – all the transactions are at arm's length basis. This section of the form AOC-2 is not applicable to the Company.

2. Details of material contracts or arrangement or transactions at arm's length basis

Name(s) of the related party and nature of relationship	Nature of contracts/ arrangements/ transactions	Duration of the contracts / arrangements/ transactions	Salient terms of the contracts or arrangements or transactions including the value, if any:	Date(s) of approval by the Board,if any:	Amount paid as advances, if any:
Mr. Vijaya Sivarami Reddy Vendidandi (Director)	Rent Paid	The lease agreements are executed for each calendar year. For this financial year, there are two agreements: one dated January 1, 2023, and another dated January 1, 2024. The agreement is renewed on yearly basis and the latest renewal was executed on 1st January 2025	The Administrative office is partly owned by Mr. Vendidandi Vijaya Sivarami Reddy and the company has taken the same on lease 12,778.50 sq.ft was taken on lease and the value of the transaction is Rs. 66.86 Lakhs and also approved from time to time by Audit Committee.	April 05, 2023 (On going) August 14, 2024 November 13, 2024 February 12, 2025	Nil
Mrs. Padmaja Gangireddy (Managing Director)	Receipt of loan and Repayment of Loan	The Loan Agreement was executed between Keertana Finserv Limited and Mrs. Padmaja Gangireddy on 21st February 2025	Total Loan availed during the financial year is Rs.120.00 Crores @ interest of 11.70% p.a., The loan was repaid to the director to the extent of Rs 85.00 crores in the Financial year	February 25, 2025	Nil
	Payment of Interest	Interest paid @ 11.70%	Interest paid on the loan amounting to Rs.72.27 Lakhs.	February 25, 2025	Nil
Keeratana Financial Limited (wholly owned subsidiary)	Inter Corporate Deposits (ICD)	The ICD Agreement was executed between Keertana Finserv Limited and Keertana Financial Limited on 25th March 2025	The Board Level Committee- Audit Committee approved the availment of Inter corporate Deposit from the Keertana Financial Limited (Wholly Owned Subsidiary) upto Rs.24.00 Crores and the Company has availed the same at an interest rate of 11% p.a. The ICD was repaid to the Subsidiary in the Financial year.	March 21, 2025	Nil
	Interest paid on ICD	Interest paid @ 11% p.a.	Interest paid on the ICD amounting to Rs.7.89 Lakhs.	March 21, 2025	Nil
	Rental charges paid for Gold testing Machines	The Agreement was entered between Keertana Finserv Limited and Keertana Financial Limited on 1st January 2025	The Board of Directors approved renting of Gold testing machines from Keertana Financial Limited at Rs. 8500/- plus taxes per month for each machine taken on rent. The total rent paid on gold testing machines during the financial year was Rs.10.04 Lakhs.	February 12, 2025	Nil
Fins Technologies Limited (FINS)	Software Charges - Service Charges	Service Agreement dated November 01, 2022 was executed for availing services from Fins Technologies Limited	Service agreement to use the Software or application and the value of transaction approved by Board of Directors is Rs.3.75 crores and is also approved from time to time by Audit Committee	April 05, 2023 (On going) August 14, 2024 November 13, 2024 February 12, 2025	Nil



Name(s) of the related party and nature of relationship	Nature of contracts/ arrangements/ transactions	Duration of the contracts / arrangements/ transactions	Salient terms of the contracts or arrangements or transactions including the value, if any:	Date(s) of approval by the Board,if any:	Amount paid as advances, if any:
Spandana Rural & Urban Development Organization (SRUDO) (an entity in which non-independent directors have significant influence)	Rent Paid	The lease agreements are executed for each calendar year. For this financial year, there are two agreements: one dated January 1, 2023, and another dated January 1, 2024. The agreement is renewed on yearly basis and the latest renewal was executed on 1st January 2025	The Administrative office is partly owned by SRUDO and the company has taken the same on lease. The value of the transaction as approved by the Board of Directors is Rs. 53.78 Lakhs and also approved from time to time by Audit Committee.	April 05, 2023 (Ongoing) August 14, 2024 November 13, 2024 February 12, 2025	Nil
	Receipt of Loan & Repayment of loan	The Loan Agreement was executed between Keertana Finserv Limited and SRUDO on 21st February 2025	Total Loan availed during the financial year is Rs. 121.60 crores at an interest rate of 11.70% p.a and the same was fully repaid	February 25, 2025	Nil
	Interest paid on loan	Interest paid @ 11.70%	Total interest paid on the loans availed during the financial year is Rs. 40.75 Lakhs	February 25, 2025	Nil
Abhiram Marketing Services Limited (AMSL)	Purchase of fixed assets	Duration of the contract - This is ongoing activity as it is in the ordinary course of business	Keertana Finerv Private Limited purchased fixed assets from Abhiram in the ordinary course of business. The Board of Directors has approved the value of transaction upto Rs.101.49 Lakhs and the same is also approved from time to time by Audit Committee.	April 05, 2023 (Ongoing) August 14, 2024 November 13, 2024 February 12, 2025	Nil
	Inter Corporate Deposits (ICD)	The ICD Agreement was executed between Keertana Finserv Limited and Keertana Financial Limited on 25th March 2025	The Board approved the availment of Inter corporate Deposit from Abhiram Marketing Services Limited upto Rs.15 crores and the Company has availed the same at an interest rate of 11% p.a. The ICD was repaid to the Abhiram Marketing Services Limited in the Financial year.	March 21, 2025	Nil
	Interest paid on ICD	Interest rate @11% p.a	Interest paid on the ICD amounting to Rs.1 Lakh	March 21, 2025	Nil
	Commission Income - Extending Financial services to AMSL's customers	MOU is entered with the party, the duration of the agreement is ongoing	Depends on sale of the product and the commission differs from 4% and 6% depending upon nature of the transaction. The actual commission amount paid during the Financial Year is Rs. 30.46 Lakhs and also approved from time to time by Audit Committee.	April 05, 2023 (Ongoing) August 14, 2024 November 13, 2024 February 12, 2025	

On behalf of the Board of Directors of Keertana Finserv Limited

sd/-
Padmaja Gangireddy
Managing Director
DIN – 00004842

sd/-
Vara Prasad Chaganti
Independent Director
DIN- 09425725

Place :Hyderabad
Date :29.08.2025

Administrative Office :-
Keertana Finserv Limited
Ramky Selenium Towers,
2nd Floor, Plot No 31 Part & 32, Financial District,
Nanakaramguda, Hyderabad, Telangana, India, 500032

***STANDALONE
FINANCIAL STATEMENT
FOR THE FINANCIAL YEAR
2024-25***

INDEPENDENT AUDITOR'S REPORT

To the Members of Keertana Finserv Limited
(Formerly known as Keertana Finserv Private Limited)

Report on the Audit of the Standalone Financial Statements

Opinion

We have audited the standalone financial statements of Keertana Finserv Limited (Formerly known as Keertana Finserv Private Limited) ("the Company"), which comprise the Standalone Balance Sheet as at 31st March 2025, the Standalone Statement of Profit and Loss (including other comprehensive Income), the Standalone Statement of Changes in equity and the Standalone Cash Flow Statement for the year ended, and notes to the standalone financial statements, including a summary of material accounting policies and other explanatory information (hereinafter referred to as "the standalone financial statements").

In our opinion and to the best of our information and according to the explanations given to us, the aforesaid standalone financial statements give the information required by the Companies Act, 2013 ("the Act") in the manner so required and give a true and fair view in conformity with Indian Accounting Standards prescribed under section 133 of the Act read with the Companies (Indian Accounting Standards) Rules, 2015, as amended, ("Ind AS") and the accounting principles generally accepted in India, of the state of affairs of the Company as at 31 March, 2025, and its profit, total comprehensive income, its cash flows and changes in equity for the year ended on that date.

Basis for Opinion

We conducted our audit in accordance with the Standards on Auditing (SAs) specified under section 143(10) of the Act. Our responsibilities under those Standards are further described in the Auditor's Responsibilities for the Audit of the Standalone financial statements section of our report. We are independent of the Company in accordance with the Code of Ethics issued by the Institute of Chartered Accountants of India together with the ethical requirements that are relevant to our audit of the standalone financial statements under the provisions of the Act and the Rules thereunder, and we have fulfilled our other ethical responsibilities in accordance with these requirements and the Code of Ethics issued by the Institute of Chartered Accountants of India. We believe that the audit evidence we have obtained is sufficient and appropriate to provide a basis for our opinion.

Key Audit Matters

Key audit matters are those matters that, in our professional judgement, were of most significance in our audit of the standalone financial statements of the current year. These matters were addressed in the context of our audit of the standalone financial statements as a whole and in forming our opinion thereon, and we do not provide a separate opinion on these matters.

We have determined the matters described below to be the key audit matters to be communicated in our report.

Key Audit Matter	Auditor's Response
<p>1. Compliance and disclosure requirement Compliance and disclosure requirements under the applicable Indian Accounting Standards (Ind AS), Reserve Bank of India RBI guidelines and other applicable statutory, regulatory and financial reporting framework</p>	<ul style="list-style-type: none"> Assessed the systems and processes laid down by the Company to appropriately ensure compliance and disclosures as per the applicable Ind AS, RBI guidelines and other applicable statutory, regulatory and financial reporting framework. Designed and performed audit procedures to assess the completeness and correctness of the details disclosed having regard to the assumptions made by the management in relation to the applicability and extent of disclosure requirements. Relied on internal records of the Company and external confirmations
<p>2. IT Systems and Controls The Company uses Information Technology (IT) application for financial accounts and reporting process. Any gap in the financial accounting and reporting process may result in a misstatement, hence we have identified IT systems and controls over financial reporting as a Key Audit Matter</p>	<ul style="list-style-type: none"> Understood the IT systems and controls over key financial accounting and reporting systems. Tested the general IT controls for design and operating effectiveness. Understood the changes made in the IT environment during the year and ascertained its effect on the financial statements controls and accounts. We also assessed, through sample tests, the information generated from these systems which were relied upon for our audit.



Key Audit Matter	Auditor's Response
<p>3. Allowance for Expected Credit Loss (ECL) on loan assets</p> <p>As at 31 March, 2024, loan assets aggregated INR 2,35,607.15 lakhs (net of ECL INR 3,338.51 lakhs), which are measured at amortised cost, constituting 90.46% of the Company's total assets. The Group recognized impairment provisions for the loan assets based on expected credit loss (ECL) approach laid down under 'IND AS 109- Financial Instruments'.</p> <p>The estimation of ECL on financial instruments involves significant management judgment and estimates and the use of different modelling techniques and assumptions which could have material impact on reported profits. Significant management judgement and assumptions involved in measuring ECL is required with respect to:</p> <ul style="list-style-type: none"> Ensuring completeness and accuracy of the data considered for assumptions used in the model. Determining the criteria for a significant increase in credit risk Factoring the future economic variables. Techniques used to determine probability of default (PD), loss given default (LGD) and exposure at default (ED). <p>Disclosure: The disclosures regarding the Group's application of Ind AS 109 are key to explaining the key judgments and material input to the ECL results. Further, disclosures to be provided as per RBI circulars with regards to Non – Performing Assets and Provisions are also on area of focus. Considering the significance of the above matter to the overall financial statements, and extent of management's estimates and judgments involved, it requires Auditor's significant attention. Accordingly, we have identified this as a Key Audit Matter.</p>	<p>Principal audit procedures performed:</p> <ul style="list-style-type: none"> We have read and assessed the accounting policies and the policy on ECL approved by the Board of Directors of the Company. We have verified the methodology adopted for computation of ECL ("ECL Model") on loan assets that complies with policies approved by the Board of Directors, procedures, and controls for assessing and measuring credit risk on the loan assets measured at amortized cost. Our audit procedures related to the allowance for ECL on loan assets included the following, among others: <ul style="list-style-type: none"> Testing the design and effectiveness over the : <ol style="list-style-type: none"> Completeness and accuracy of the Exposure at Default ("EAD") and the classification thereof into stages consistent with the definitions applied in accordance with the policy approved by the Board of Directors including the appropriateness of the qualitative factors to be applied. Appropriateness of information used in the estimation of the PD and LGD for the different stages depending on the nature of the portfolio; and Computation of the ECL including methodology used to determine macro-economic overlays and adjustments to the output of the ECL model. Also, for the samples tested included the following, among others: <ul style="list-style-type: none"> the appropriateness of the qualitative factors applied by the Management for staging of loans as SICR or default categories in view of Company's policy on restricting. Tested the design and operating effectiveness of key controls over completeness and accuracy of the key inputs and assumptions considered for calculation, recording, monitoring of the impairment loss recognized and staging of assets. Also evaluated the controls over the modeling process, validation of data and related approvals; Assessed the critical assumptions and input data used in the estimation of expected credit loss models for the specific key credit risk parameters, such as the movement logic between stages, exposure at default (EAD) , probability of default (PD) or loss given at default (LGD) ;

Other Information

The Company's Board of Directors is responsible for the other information. The other information comprises the information included in the Annual Report but does not include the standalone financial statements and our auditor's report thereon.

Our opinion on the standalone financial statements does not cover the other information and we do not express any form of assurance conclusion thereon.

We draw attention to the fact that subsequent to the Balance Sheet date, the Company has been converted from a Private Limited Company to a Public Limited Company in accordance with the provisions of the Companies Act, 2013. The change in status was approved by the Registrar of Companies and is effective from April 10, 2025. Revised CoR from RBI in the name of Keertana Finserv Limited is Awaited, our audit report pertains to the financial statements of the Company for the year ended March 31, 2025, when it was a Private Limited Company. Our opinion is not modified in respect of this matter.

Responsibilities of Management and Those Charged with Governance for the Standalone financial statements

The Company's Board of Directors is responsible for the matters stated in section 134(5) of the Act with respect to the preparation of these standalone financial statements that give a true and fair view of the financial position, financial performance and cash flows of the Company in accordance with the accounting principles generally accepted in India, including the accounting standards specified under section 133 of the Act. This responsibility also includes maintenance of adequate accounting records in accordance with the provisions of the Act for safeguarding of the assets of the Company and for preventing and detecting frauds and other irregularities; selection and application of appropriate accounting policies; making judgments and estimates that are reasonable and prudent; and design, implementation and maintenance of adequate internal financial controls, that were operating effectively for ensuring the accuracy and completeness of the accounting records, relevant to the preparation and presentation of the standalone financial statements that give a true and fair view and are free from material misstatement, whether due to fraud or error.



In preparing the standalone financial statements, the Board of Directors is responsible for assessing the Company's ability to continue as a going concern, disclosing, as applicable, matters related to going concern and using the going concern basis of accounting unless the Board of Directors either intends to liquidate the Company or to cease operations, or has no realistic alternative but to do so. Those Board of Directors are also responsible for overseeing the company's financial reporting process.

Auditor's Responsibilities for the Audit of standalone financial statements

Our objectives are to obtain reasonable assurance about whether the standalone financial statements as a whole are free from material misstatement, whether due to fraud or error, and to issue an auditor's report that includes our opinion. Reasonable assurance is a high level of assurance, but is not a guarantee that an audit conducted in accordance with SAs will always detect a material misstatement when it exists. Misstatements can arise from fraud or error and are considered material if, individually or in the aggregate, they could reasonably be expected to influence the economic decisions of users taken on the basis of these standalone financial statements.

As part of an audit in accordance with SAs, we exercise professional judgement and maintain professional skepticism throughout the audit. We also:

- Identify and assess the risks of material misstatement of the standalone financial statements, whether due to fraud or error, design and perform audit procedures responsive to those risks, and obtain audit evidence that is sufficient and appropriate to provide a basis for our opinion. The risk of not detecting a material misstatement resulting from fraud is higher than for one resulting from error, as fraud may involve collusion, forgery, intentional omissions, misrepresentations, or the override of internal control.
- Obtain an understanding of internal control relevant to the audit in order to design audit procedures that are appropriate in the circumstances. Under section 143(3)(i) of the Act, we are also responsible for expressing our opinion on whether the company has adequate internal financial controls system with reference to standalone financial statements in place and the operating effectiveness of such controls.
- Evaluate the appropriateness of accounting policies used and the reasonableness of accounting estimates and related disclosures made by management.
- Conclude on the appropriateness of management's use of the going concern basis of accounting and, based on the audit evidence obtained, whether a material uncertainty exists related to events or conditions that may cast significant doubt on the Company's ability to continue as a going concern. If we conclude that a material uncertainty exists, we are required to draw attention in our auditor's report to the related disclosures in the standalone financial statements or, if such disclosures are inadequate, to modify our opinion. Our conclusions are based on the audit evidence obtained up to the date of our auditor's report. However, future events or conditions may cause the Company to cease to continue as a going concern.
- Evaluate the overall presentation, structure and content of the standalone financial statements, including the disclosures, and whether the standalone financial statements represent the underlying transactions and events in a manner that achieves fair presentation.
- Obtain sufficient appropriate audit evidence regarding standalone financial statements of the company to express an opinion on the standalone financial statements.

Materiality is the magnitude of misstatements in the standalone financial statements that, individually or in aggregate, makes it probable that the economic decisions of a reasonably knowledgeable user of the standalone financial statements may be influenced. We consider quantitative materiality and qualitative factors in

- (i) planning the scope of our audit work and in evaluating the results of our work; and
- (ii) to evaluate the effect of any identified misstatements in the standalone financial statements.

We communicate with those charged with governance regarding, among other matters, the planned scope and timing of the audit and significant audit findings, including any significant deficiencies in internal control that we identify during our audit.

We also provide those charged with governance with a statement that we have complied with relevant ethical requirements regarding independence, and to communicate with them all relationships and other matters that may reasonably be thought to bear on our independence, and where applicable, related safeguards.

From the matters communicated with those charged with governance, we determine those matters that were of most significance in the audit of the standalone financial statements for the financial year ended March 31, 2024 and are therefore the key audit matters. We describe these matters in our auditors' report unless law or regulation precludes public disclosure about the matter or when, in extremely rare circumstances, we determine that a matter should not be communicated in our report because the adverse consequences of doing so would reasonably be expected to outweigh the public interest benefits of such communication.

Report on Other Legal and Regulatory Requirements

1. As required by Section 143(3) of the Act, we report that:

- (a) We have sought and obtained all the information and explanations which to the best of our knowledge and belief were necessary for the purposes of our audit.
- (b) In our opinion, proper books of account as required by law have been kept by the Company so far as it appears from our examination of those books
- (c) The Standalone Balance Sheet, the Statement of Profit and Loss and the Cash Flow Statement dealt with by this Report are in agreement with the books of account.
- (d) In our opinion, the aforesaid standalone financial statements comply with Accounting Standards specified under Section 133 of the Act



(e) On the basis of the written representations received from the directors as on 31st March, 2025 taken on record by the Board of Directors, none of the directors is disqualified as on 31st March, 2025 from being appointed as a director in terms of Section 164 (2) of the Act.

(f) With respect to the adequacy of the internal financial controls with reference to these standalone financial statements and the operating effectiveness of such controls, refer to our separate report in 'Annexure A' wherein we gave expressed unmodified opinion; and

(g) With respect to the other matters to be included in the Auditors' report in accordance with section 197(16) of the Act, in our opinion and to the best of our information and according to the explanations given to us, the remuneration paid/provided by the Company to its directors during the year is in accordance with the provisions of section 197 read with Schedule V to the Act; and

(h) With respect to the other matters to be included in the Auditor's Report in accordance with Rule 11 of the Companies (Audit and Auditors) Rules, 2014, in our opinion and to the best of our information and according to the explanations given to us:

i. The Company does not have any pending litigations which would impact its financial position;

ii. The Company did not have any long-term contracts including derivative contracts for which there were any material foreseeable losses;

iii. There were no amounts which were required to be transferred to the Investor Education and Protection Fund by the Company.

iv.

(a) The Management has represented that, to the best of its knowledge and belief, no funds (which are material either individually or in the aggregate) have been advanced or loaned or invested (either from borrowed funds or share premium or any other sources or kind of funds) by the Company to or in any other person or entity, including foreign entity ("Intermediaries"), with the understanding, whether recorded in writing or otherwise, that the Intermediary shall, whether, directly or indirectly lend or invest in other persons or entities identified in any manner whatsoever by or on behalf of the Company ("Ultimate Beneficiaries") or provide any guarantee, security or the like on behalf of the Ultimate Beneficiaries;

(b) The Management has represented, that, to the best of its knowledge and belief, no funds (which are material either individually or in the aggregate) have been received by the Company from any person or entity, including foreign entity ("Funding Parties"), with the understanding, whether recorded in writing or otherwise, that the Company shall, whether, directly or indirectly, lend or invest in other persons or entities identified in any manner whatsoever by or on behalf of the Funding Party ("Ultimate Beneficiaries") or provide any guarantee, security or the like on behalf of the Ultimate Beneficiaries;

(c) Based on the audit procedures that have been considered reasonable and appropriate in the circumstances, nothing has come to our notice that has caused us to believe that the representations under sub-clause (i) and (ii) of Rule 11(e), as provided under (a) and (b) above, contain any material misstatement.

v. No dividend was declared or paid during the year by the Company.

vi. Based on our examination which included test checks, the company has an accounting software for maintaining its books of accounts having the feature of recording audit trail (edit log) facility and the same has operated throughout the year of all the transactions recorded in the software. Further, during the course of our audit we did not come across any instance of audit trail feature being tampered with and the audit trail has been preserved by the company as per the statutory requirement for record retention.

2. As required by the Companies (Auditor's Report) Order, 2020, ('the Order') issued by the Central Government of India in terms of Section 143 (11) of the Act, we give in "Annexure B" a statement on the matters specified in paragraphs 3 and 4 of the Order.

For M./s GVCA & Associate
Formerly known as GC
Reddy & Associates)
Chartered Accountants
F.R No: 010074S

CA Vijendra G
Partner
M. No.: 220735
Place : Hyderabad
UDIN:25220735BMKQOX9249
Date: 02/05/2025



Annexure “A” to the Independent Auditor’s Report

(Referred to in paragraph 1(f) under ‘Report on Other Legal Regulatory Requirements’ section of our report to the Members of the Company of even date)

Report on the Internal Financial Controls under Clause (i) of Sub-section 3 of Section 143 of the Companies Act, 2013 (“the Act”)

We have audited the internal financial controls with reference to standalone financial statements of Keertana Finserv Limited (Formerly known as Keertana Finserv Private Limited) (“the Company”) as of March 31, 2025 in conjunction with our audit of the standalone financial statements of the Company for the year ended on that date.

Management’s Responsibility for Internal Financial Controls

The Company’s management is responsible for establishing and maintaining internal financial controls based on the internal control with reference to standalone financial statement criteria established by the Company considering the essential components of internal control stated in the Guidance Note on Audit of Internal Financial Controls Over Financial Reporting issued by the Institute of Chartered Accountants of India (‘ICAI’). These responsibilities include the design, implementation and maintenance of adequate internal financial controls that were operating effectively for ensuring the orderly and efficient conduct of its business, including adherence to company’s policies, the safeguarding of its assets, the prevention and detection of frauds and errors, the accuracy and completeness of the accounting records, and the timely preparation of reliable financial information, as required under the Companies Act, 2013.

Inherent Limitations of Internal Financial Controls with reference to the standalone financial statements

Because of the inherent limitations of internal financial controls with reference to the standalone financial statements, including the possibility of collusion or improper management override of controls, material misstatements due to error or fraud may occur and not be detected. Also, projections of any evaluation of the internal financial controls with reference to the standalone financial statements to future periods are subject to the risk that the internal financial control with reference to the standalone financial statements may become inadequate because of changes in conditions, or that the degree of compliance with the policies or procedures may deteriorate.

Auditor’s Responsibility

Our responsibility is to express an opinion on the Company’s internal financial controls with reference to the standalone financial statements based on our audit. We conducted our audit in accordance with the Guidance Note on Audit of Internal Financial Controls over Financial Reporting (the “Guidance Note”) and the Standards on Auditing, issued by ICAI and deemed to be prescribed under section 143(10) of the Companies Act, 2013, to the extent applicable to an audit of internal financial controls, both applicable to an audit of Internal Financial Controls and, both issued by the Institute of Chartered Accountants of India. Those Standards and the Guidance Note require that we comply with ethical requirements and plan and perform the audit to obtain reasonable assurance about whether adequate internal financial controls with reference to the standalone financial statements was established and maintained and if such controls operated effectively in all material respects.

Our audit involves performing procedures to obtain audit evidence about the adequacy of the internal financial controls system with reference to the standalone financial statements and their operating effectiveness. Our audit of internal financial controls with reference to the standalone financial statements included obtaining an understanding of internal financial controls with reference to the standalone financial statements, assessing the risk that a material weakness exists, and testing and evaluating the design and operating effectiveness of internal control based on the assessed risk. The procedures selected depend on the auditor’s judgment, including the assessment of the risks of material misstatement of the standalone financial statements, whether due to fraud or error.

We believe that the audit evidence we have obtained is sufficient and appropriate to provide a basis for our audit opinion on the Company’s internal financial controls with reference to the standalone financial statements.

Meaning of Internal Financial Controls with reference to the standalone financial statements

A company’s internal financial control with reference to the standalone financial statements is a process designed to provide reasonable assurance regarding the reliability of financial reporting and the preparation of standalone financial statements for external purposes in accordance with generally accepted accounting principles. A company’s internal financial control with reference to the standalone financial statements includes those policies and procedures that (1) pertain to the maintenance of records that, in reasonable detail, accurately and fairly reflect the transactions and dispositions of the assets of the company; (2) provide reasonable assurance that transactions are recorded as necessary to permit preparation of standalone financial statements in accordance with generally accepted accounting principles, and that receipts and expenditures of the company are being made only in accordance with authorizations of management and directors of the company; and (3) provide reasonable assurance regarding prevention or timely detection of unauthorized acquisition, use, or disposition of the company’s assets that could have a material effect on the standalone financial statements.

Opinion

In our opinion, the Company has, in all material respects, adequate internal financial controls system over financial reporting and such internal financial controls over financial reporting were operating effectively as at March 31, 2025, based on the internal control over financial reporting criteria established by the company considering the essential components of internal control stated in the Guidance Note on Audit of Internal Financial Controls Over Financial Reporting issued by the Institute of Chartered Accountants of India.

For M./s GVCA & Associate
Formerly known as GC
Reddy & Associates)
Chartered Accountants
F.R No: 010074S

CA Vijendra G
Partner
M. No.: 220735
Place : Hyderabad
UDIN:25220735BMKQOX9249
Date: 02/05/2025



Annexure “B” to the Independent Auditor’s Report

With reference to Paragraph 2 under ‘Report on Other Legal and Regulatory Requirements’ section of our report of even date to the Members of the Company, we report that:

i. In respect of the Company’s Property, Plant and Equipment and Intangible Assets:

(a) (A) The Company has maintained proper records showing full particulars, including quantitative details and situation of Property, Plant and Equipment.

(B) The Company does not have any intangible assets and hence reporting under clause 3(i)(a)(B) is not applicable.

(b) The Company has a program of physical verification of Property, Plant and Equipment and right-of-use assets so to cover all the assets once every three years which, in our opinion, is reasonable having regard to the size of the Company and the nature of its assets. Pursuant to the program, certain Property, Plant and Equipment were due for verification and were physically verified by the Management during the year. According to the information and explanations given to us, no material discrepancies were noticed on such verification.

(c) The Company does not own any immovable properties, Accordingly, clause 3(i)(c) of the Order is not applicable.

(d) The Company has not revalued any of its Property, Plant and Equipment including Right-of-Use Assets during the year.

(e) No proceedings have been initiated during the year or are pending against the Company as at March 31, 2025 for holding any benami property under the Benami Transactions (Prohibition) Act, 1988 (as amended in 2016) and rules made thereunder.

ii. (a) The Company is a Non-Banking Finance Company and its business does not require maintenance of inventories and hence reporting under clause 3(ii)(a) of the Order is not applicable.

(b) The Company has not taken working capital limits in excess of Rs.5 Crore during the year, from banks or financial institutions on the basis of security of current assets. Hence reporting under clause 3(ii)(b) of the Order is not applicable.

iii. (a) The Company is a non-deposit taking non-banking financial company (“NBFC”) registered with the Reserve Bank of India (“RBI”) and principal business of the Company is to give loans, hence the requirement to report on clause 3(iii) (a) of the Order is not applicable to the Company.

(b) During the year, the company has not provided guarantees and security. In our opinion, having regard to the nature of the Company’s business, the loans and advances in the nature of loans given and the investments made during the year are, prima facie, not prejudicial to the Company’s interest.

(c) In respect of loans and advances in the nature of loans granted by the Company, the schedule of repayment of principal and payment of interest has been stipulated. Being a Non-Banking (Systemically Important Non-Deposit) Finance Company, it is engaged in the business of granting loans to retail customers the entity-wise details of the amount, due date for payment and extent of delay have not been reported because it is not practicable to furnish such details owing to the voluminous nature of data generated in the normal course of the Company’s business. Further, except for the instances where there are delays or defaults in repayment of principal and/ or interest and in respect of which the Company has recognised necessary provisions in accordance with the principles of Indian Accounting Standards (Ind AS) and the guidelines issued by the Reserve Bank of India (“RBI”) for Income Recognition and Asset Classification (which has been disclosed by the Company in Note 74 and Note 75 to the financial statements), the parties are repaying the principal amounts, as stipulated, and are also regular in payment of interest, as applicable.

(d) In respect of loans granted by the Company, an amount of Rs. 1,851.49 lakh is overdue for more than ninety days as disclosed in Note no. 42 and 74 of the financial statements. In our opinion and according to the information and explanations given to us, reasonable steps have been taken by the Company for recovery of the principal and interest.

(e) The principal business of the Company is to give loans, hence the requirement to report on clause 3(iii) (e) of the Order is not applicable to the company.

(f) The Company has not granted any loans or advances in the nature of loans either repayable on demand or without specifying any terms or period of repayment during the year. Hence, reporting under clause 3(iii)(f) is not applicable.

iv. In our opinion and according to the information and explanations given to us, the Company has complied with section 185 and 186 in respect of the loans granted, investments made, wherever applicable. The Company has not given guarantees or securities.

v. The Company has not accepted any deposits or amounts which are deemed to be deposits. Hence, reporting under clause 3(v) of the Order is not applicable.

vi. According to the information and explanation given to us, the maintenance of cost records has not been specified by the Central Government under subsection (1) of section 148 of the Companies Act, 2013 for the business activities carried out by the Company. Hence, reporting under clause 3(vi) of the Order is not applicable to the Company.

vii. In respect of statutory dues:

a) In our opinion, the Company has generally been regular in depositing undisputed statutory dues, including Goods and Services tax, Provident Fund, Employees’ State Insurance, Income Tax, and other statutory dues applicable to it with the appropriate authorities.

b) There were no undisputed amounts payable in respect of Goods and Services tax, Provident Fund, Employees’ State Insurance, Income Tax, and other statutory dues in arrears as at March 31, 2025 for a period of more than six months from the date they became payable.

c) There are no disputed statutory dues that have not been deposited on account of any dispute by the Company as on 31st March, 2025.

- viii.** There were no transactions relating to previously unrecorded income that have been surrendered or disclosed as income during the year in the tax assessments under the Income Tax Act, 1961.
- ix.** a) The Company has not defaulted in repayment of loans or other borrowings and in the payment of interest thereon to any lender.
b) The Company has not been declared wilful defaulter by any bank or financial institution or other lender.
c) According to the information and explanations given to us and procedures performed by us, we report that the Company has applied the term loans for the purpose for which the loans were obtained.
d) On an overall examination of the financial statements of the Company, funds raised on short-term basis have, prima facie, not been used during the year for long-term purposes by the Company.
e) On an overall examination of the financial statements of the Company, the Company has not taken any funds from any entity or person on account of or to meet the obligations of its subsidiaries.
f) The Company has not raised loans during the year on the pledge of securities held in its subsidiaries or joint ventures or associate companies. Accordingly, paragraph 3(ix)(f) of the Order is not applicable.
- x.** a) The Company has not raised moneys by way of initial public offer or further public offer (including debt instruments) during the year and hence reporting under clause 3(x)(a) of the Order is not applicable.
b) During the year, the Company has made private placement and preferential allotment of equity shares and complied with the requirements of section 42 and 62 of the Companies Act, 2013 and the amounts raised have been used for the purpose for which the funds were raised. Further, the Company has not issued convertible debentures during the year.
- xi.** a) According to the information and explanations given to us, no fraud by the Company or on the Company has been noticed or reported during the period covered by our audit except for instances of fraud on the Company aggregating to Rs. 61.52 Lakhs as included in Note 57 to the accompanying standalone financial statements. The Company has initiated necessary action against the customers connected to such instances.
b) According to the information and explanations given to us, there were no instances of frauds, requiring filing of report under sub-section (12) of section 143 of the Companies Act 2013 in Form ADT-4 as prescribed under rule 13 of Companies (Audit and Auditors) Rules, 2014 with the Central Government.
c) As represented to us by the management, there are no whistle blower complaints received by the company during the year.
- xii.** The Company is not a Nidhi Company and hence reporting under clause 3(xii)(a) to (c) of the Order is not applicable.
- xiii.** In our opinion, the Company has complied with the provisions of Section 177 and 188 of the Companies Act, 2013, where applicable, for all transactions with the related parties and the details of related party transactions have been disclosed in the financial statements, as required under Indian Accounting Standard 24 "Related Party Disclosures".
- xiv.** a) In our opinion and according to the information and explanation given to us, the Company has an internal audit system as required under section 138 of the Act which is commensurate with the size and nature of its business.
b) We have considered internal audit reports for the year under audit issued to the company during the year and till date.
- xv.** In our opinion during the year the Company has not entered into any non-cash transactions with its Directors or persons connected with its directors and hence provisions of section 192 of the Companies Act, 2013 are not applicable to the Company.
- xvi.** a) The Company is a Non-Banking Finance Company and is required to obtain Registration under section 45-IA of the Reserve Bank of India Act, 1934 and such registration has been obtained.
b) The Company has a valid Certificate of Registration (CoR) from the Reserve Bank of India (RBI) for conducting Non-Banking Financial activities and no business has been conducted by the Company without a valid CoR for the period under Review.
c) The Company is not a Core Investment Company (CIC) as defined in the regulations made by the Reserve Bank of India. Accordingly, the reporting requirements under clause 3 (xvi)(c) of the Order is not applicable.
d) In our opinion, there is no core investment company within the Group (as defined in the Core Investment Companies (Reserve Bank) Directions, 2016) and accordingly reporting under clause 3(xvi)(d) of the Order is not applicable.
- xvii.** The Company has not incurred cash losses during the financial year covered by our audit and in the immediately preceding financial year.
- xviii.** During the year, the statutory auditors, M/s. M. Anandam & Co., Chartered Accountants (FRN-000125S), resigned with effect from June 2, 2024. We have considered the issues, Objections, or concerns raised by the outgoing auditors, if any, and have taken them into account in our audit.



xix. On the basis of the financial ratios, ageing and expected dates of realisation of financial assets and payment of financial liabilities, Asset Liability Maturity (ALM) pattern, other information accompanying the financial statements and our knowledge of the Board of Directors and Management plans and based on our examination of the evidence supporting the assumptions, nothing has come to our attention, which causes us to believe that any material uncertainty exists as on the date of the audit report indicating that Company is not capable of meeting its liabilities existing at the date of balance sheet as and when they fall due within a period of one year from the balance sheet date. We, however, state that this is not an assurance as to the future viability of the Company. We further state that our reporting is based on the facts up to the date of the audit report and we neither give any guarantee nor any assurance that all liabilities falling due within a period of one year from the balance sheet date, will get discharged by the Company as and when they fall due.

xx. There are no unspent amounts towards Corporate Social Responsibility (CSR) on other than ongoing projects requiring a transfer to Fund specified in Schedule VII to the Companies Act, 2013 in compliance with second proviso to sub-section (5) of Section 135 of the said Act. Accordingly, reporting under clause 3(**xx**)(a) of the Order is not applicable for the year.

xxi. The reporting under clause 3(xxi) of the Order is not applicable in respect of audit of standalone financial statements. Accordingly, no comment in respect of the said clause has been included in the report

For M./s GVCA & Associate
Formerly known as GC
Reddy & Associates)
Chartered Accountants
F.R No: 010074S

CA Vijendra G
Partner
M. No.: 220735
Place : Hyderabad
UDIN:25220735BMKQOX9249
Date: 02/05/2025



STANDALONE BALANCE SHEET

(Currency : INR in Lakhs)

AS AT 31 MARCH, 2025

Particulars	Note No.	As at March 31,2025	As at March 31,2024
ASSETS			
1). Financial Assets			
a. Cash and cash equivalents	3	9,480.33	6,142.03
b. Bank balance other than cash and cash equivalents	4	3,191.93	1,639.24
c. Loans	5	2,35,607.15	1,56,942.59
d. Investments	6	1,221.25	1,221.25
e. Other financial assets	7	1,179.87	814.35
		2,50,680.53	1,66,759.46
2). Non-financial assets			
Current Tax Assets (Net)	8	478.11	-
Deferred Tax Assets (Net)	9	1,092.64	823.30
Property, Plant and Equipment	10	3,433.39	2,114.12
Right of use asset	10	3,997.10	1,801.81
Other non-financial assets	11	708.95	315.11
		9,710.18	5,054.33
Total assets		2,60,390.71	1,71,813.80
LIABILITIES AND EQUITY			
LIABILITIES			
1). Financial liabilities			
a. Payables			
(i) Trade payables	12		
(i) total outstanding dues of micro enterprises and small enterprises		-	2.62
(ii) total outstanding dues of creditors other than micro enterprises and small enterprises		184.14	76.04
b. Debt Securities	13	67,351.10	48,699.31
c. Borrowings (Other than Debt Securities)	14	1,27,008.65	80,947.19
d. Other financial liabilities	15	5,901.86	2,809.15
		2,00,445.74	1,32,534.32
2). Non – financial liabilities			
a. Current tax liabilities (Net)	16	-	256.42
b. Provisions	17	144.58	77.47
c. Deferred tax liabilities (Net)	9	-	-
d. Other non-financial liabilities	18	225.35	211.70
		369.92	545.60
EQUITY			
a. Equity share capital	19	12,733.83	10,434.48
b. Other equity	20	46,841.22	28,299.40
		59,575.05	38,733.88
Total liabilities and equity		2,60,390.71	1,71,813.80

Material Accounting Policies.

Notes to accounts form an integral part of standalone financial statements

As per our report of even date
For, M/s. GVCA & Associates.,
(Formerly known as GC Reddy
& Associates)

Chartered Accountants

Firm's registration No. 0100745

CA Vijendra G

Partner

Membership No. 220735

Place : Secunderabad

Date: 02.05.2025

UDIN: 25220735BMKQX9249

For Keertana Finserv Limited

Padmaja Gangireddy

Managing Director

DIN: 00004842

Place : Hyderabad

Date: 02.05.2025

Vara Prasad Chaganti

Director

DIN: 09425725

Place : Hyderabad

Date: 02.05.2025

Revan Saahith Reddy V.

Chief Financial Officer

Place : Hyderabad

Date: 02.05.2025

Rajendra Kavikondala

Company Secretary

Place : Hyderabad

Date: 02.05.2025

STANDALONE STATEMENT OF PROFIT AND LOSS

AS AT 31 MARCH, 2025

(Currency: INR in Lakhs)

Particulars	Note No.	Year ended March 31, 2025	Year ended March 31, 2024
Revenue from Operations			
Interest Income	21	45,132.32	24,557.38
Processing Fees	22	1,902.36	2,120.68
Net gain on fair value changes	23	909.94	214.50
I. Total revenue from operations		47,944.62	26,892.57
II. Other income	24	523.21	790.08
III. Total income (I +II)		48,467.83	27,682.65
Expenses			
Finance Costs	25	24,139.13	12,523.91
Impairment on financial instruments	26	5,709.45	1,165.25
Employee Benefit Expenses	27	7,711.93	3,530.45
Depreciation, amortization and impairment	28	976.07	607.75
Other expenses	29	1,757.75	930.02
IV. Total Expenses		40,294.32	18,757.37
V. Profit before tax (III – IV)		8,173.51	8,925.27
VI. Tax expense/ (benefit):			
Current Tax	30	1,858.51	2,388.02
Deferred Tax	30	- 270.58	- 621.48
VII. Profit for the period (V- VI)		6,585.58	7,158.73
VIII. Other comprehensive income			
(A) Items that will not be reclassified to profit or loss Remeasurement of defined benefit plans (net of tax)		- 6.21	1.24
Subtotal (A)		- 6.21	1.24
(B) Items that will be reclassified to profit or loss		-	-
Subtotal (B)		-	-
Other comprehensive income (A+B)		- 6.21	1.24
IX. Total comprehensive income for the period (VII + VIII)		6,579.37	7,159.97
X. Earnings per share (equity share, par value of Rs. 10 each)			
Basic (Rs.)	31	5.62	8.89
Diluted (Rs.)	31	5.62	8.89

Material accounting policies

Notes to accounts form an integral part of standalone financial statements

For Keertana Finserv Limited

As per our report of even date

For, M/s. GVCA & Associates.,
(Formerly known as GC Reddy
& Associates)
Chartered Accountants
Firm's registration No. 0100745

CA Vijendra G
Partner
Membership No. 220735
Place: Secunderabad
Date: 02.05.2025
UDIN: 25220735BMKQX9249

Padmaja Gangireddy
Managing Director
DIN: 00004842
Place: Hyderabad
Date: 02.05.2025

Vara Prasad Chaganti
Director
DIN: 09425725
Place: Hyderabad
Date: 02.05.2025

Revan Saahith Reddy V.
Chief Financial Officer
Place: Hyderabad
Date: 02.05.2025

Rajendra Kavikondala
Company Secretary
Place: Hyderabad
Date: 02.05.2025

STANDALONE STATEMENT OF CHANGES IN EQUITY

FOR THE YEAR ENDED ON MARCH 31, 2025

A. Equity Share Capital

(Currency : INR in Lakhs)

Particulars	For the year ended March 31,2025		
	Outstanding as on March 31, 2024	Issued during the Year 24-25	Outstanding as on March 31, 2025
Issued, Subscribed and paid up - fully paid (Equity shares of Rs.10 each, Fully paid-up)	10,434.48	2,299.35	12,733.83

B. Other Equity

(Currency : INR in Lakhs)

Particulars	Reserves and Surplus				Total
	Statutory Reserve	Securities Premium	Retained Earnings	Impairment Reserve	
Balance at March 31, 2023	336.08	8,730.22	1,342.77	-	10,409.07
Profit for the year	-	-	7,158.73	-	7,158.73
Prior Period Adjustment	-	-	-	-	-
Other comprehensive income for the year	-	-	1.24	-	1.24
Total comprehensive income for the year (net of tax)	-	-	-	-	-
Transfer to Statutory Reserves	1,431.99	-	-1,431.99	-	-
Transfer to General Reserves	-	-	-	-	-
Issue of equity shares	-	10,730.36	-	-	10,730.36
Amounts utilized towards share issue expenses	-	-	-	-	-
Balance at March 31, 2024	1,768.08	19,460.58	7,770.75	-	28,299.40
Profit for the year	-	-	6,585.58	-	6,585.58
Other comprehensive income for the year	-	-	-6.21	-	-6.21
Prior Period Adjustment	-	-	-799.68	-	-799.68
Total comprehensive income for the year (net of tax)	-	-	-	-	-
Transfer to Statutory Reserves	1,317.12	-	-1,317.12	-	-
Transfer to General Reserves	-	-	-	-	-
Issue of equity shares	-	12,762.12	-	-	12,762.12
Amounts utilized towards share issue expenses	-	-	-	-	-
Balance at March 31, 2025	3,085.19	32,222.70	11,533.32	-	46,841.22

Notes to accounts form an integral part of standalone financial statements

For Keertana Finserv Limited

As per our report of even date

For, M/s. GVCA & Associates.,
(Formerly known as GC Reddy & Associates)
Chartered Accountants
Firm's registration No. 010074S

CA Vijendra G
Partner
Membership No. 220735
Place : Secunderabad
Date: 02.05.2025
UDIN: 25220735BMKQOX9249

Padmaja Gangireddy
Managing Director
DIN: 00004842
Place : Hyderabad
Date: 02.05.2025

Revan Saahith Reddy V.
Chief Financial Officer
Place : Hyderabad
Date: 02.05.2025

Vara Prasad Chaganti
Director
DIN: 09425725
Place : Hyderabad
Date: 02.05.2025

Rajendra Kavikondala
Company Secretary
Place : Hyderabad
Date: 02.05.2025

STANDALONE STATEMENT OF CASH FLOWS

AS AT MARCH 31, 2025

(Currency : INR in Lakhs)

Particulars	For the Year ended March 31, 2025	For the Year ended March 31, 2024
CASH FLOW FROM OPERATING ACTIVITIES		
Profit before tax	8,173.51	8,925.27
Adjustments for:		
Interest Income	- 44,887.16	-24,288.48
Interest Income of Fixed Deposits	- 245.16	-268.91
Fees and commission income	- 1,902.36	-2,120.68
Interest on lease deposits	- 11.34	-6.96
Depreciation, amortization and impairment	976.07	607.75
Finance cost on borrowings	23,660.39	12,255.31
Interest on lease liabilities	478.74	244.61
Impairment on financial instrument	5,709.45	1,165.25
(Profit)/Loss on sale of mutual funds	- 909.94	-214.50
Provision for gratuity & leave encashment	114.15	71.96
Cash generated from / (used in) operations before working capital changes and adjustments for interest received and interest paid	- 8,843.65	-3,629.36
Adjustments for changes in Working Capital:		
(Increase) in loans	- 84,947.56	-93,132.64
(Increase) in Other financial assets	- 434.89	- 623.48
(Increase)/Decrease in Other non-financial assets	84.27	- 62.38
Increase in Trade payables	105.48	16.38
Increase in other financial liabilities	651.24	497.28
Increase in Provisions	181.25	- 17.77
Increase in other non-financial liabilities	13.65	137.19
	- 84,346.58	- 93,185.42
Interest income realised on financial assets	43,405.44	22,235.21
Cash inflow from fees and commission income	1,583.04	1,087.53
Finance costs paid	- 24,712.43	- 12,821.00
Interest tax paid (net of refunds)	- 2,201.92	- 2,587.04
NET CASH GENERATED FROM/ (USED IN) OPERATING ACTIVITIES	- 75,116.10	- 88,900.09
CASH FLOW FROM INVESTING ACTIVITIES		
Purchase of property, plant, equipment	- 1,859.84	- 794.32
Purchase of Investment measured at FVTPL	- 1,25,113.00	- 61,398.73
Proceeds from sale of Investment measured at FVTPL	1,26,022.94	61,613.23
Investment in Subsidiary	-	- 1,221.25
Interest Income realized on fixed deposits	147.89	216.14
Investment in deposits with original maturity of more than 3 months	- 3,946.15	- 1,478.26
Redemption of deposits with original maturity of more than 3 months	2,490.73	-
NET CASH GENERATED FROM/(USED IN) INVESTING ACTIVITIES	- 2,257.44	- 3,063.17



STANDALONE STATEMENT OF CASH FLOWS

AS AT MARCH 31, 2025

(Currency : INR in Lakhs)

Particulars	For the Year ended March 31, 2025	For the Year ended March 31, 2024
CASH FLOW FROM FINANCING ACTIVITIES		
Proceeds from issue of equity shares (including securities premium)	15,061.47	14,746.74
Share issue expenses	-	- 13.03
Proceeds from borrowings (other than debt securities)	1,63,550.35	1,26,413.46
Repayment of borrowings (other than debt securities)	-1,17,429.53	- 96,272.30
Proceeds from debt securities	66,600.00	64,900.00
Repayment of debt securities	-46,509.31	- 15,475.00
Payment of lease liabilities	-561.15	- 414.34
NET CASH GENERATED/ (USED IN) FROM FINANCING ACTIVITIES	80,711.84	93,885.54
Net Increase/ (Decrease) in Cash and Cash Equivalent	3,338.30	1,922.28
Cash and Cash Equivalents at the beginning of year	6,142.03	4,219.76
Cash and Cash Equivalents at the end of year	9,480.33	6,142.03
Components of Cash and Cash Equivalents:		
Cash on hand	545.35	935.15
Balance with banks (of nature of cash and cash equivalents)		
a) Balances with banks (of nature of cash and cash equivalents)	8,929.90	4,648.16
b) Deposits with maturity less than 3 months	5.09	558.72
Total Cash and Cash Equivalents	9,480.33	6,142.03

The above statement of cash flows has been prepared under the "Indirect Method" as set out in Indian Accounting Standard (Ind AS) - 7 'Statement of Cash flows' as specified under Section 133 of the Companies Act, 2013, ('Act') read with the Companies (Indian Accounting Standards) Rules, 2015, as amended.

Material Accounting Policies

Notes to accounts form an integral part of standalone financial statements

As per our report of even date

For Keertana Finserv Limited

For, M/s. GVCA & Associates.,
(Formerly known as GC Reddy & Associates)
Chartered Accountants
Firm's registration .010074S

CA Vijendra G
Partner
Membership No. 220735
Place : Secunderabad
Date: 02.05.2025
UDIN:25220735BMKQOX9249

Padmaja Gangireddy
Managing Director
DIN: 00004842
Place: Hyderabad
Date: 02.05.2025

Revan Saahith Reddy V.
Chief Financial Officer
Place : Hyderabad
Date: 02.05.2025

Vara Prasad Chaganti
Director
DIN: 09425725
Place : Hyderabad
Date: 02.05.2025

Rajendra Kavikondala
Company Secretary
Place : Hyderabad
Date: 02.05.2025



NOTE 1. CORPORATE INFORMATION

Keertana Finserv Limited (Formerly Known As Keertana Finserv Private Limited) ("the Company") was incorporated as a private limited Company on 14th February, 1996 and was subsequently converted to a public limited Company on 10th April 2025. The Debentures of the company are Listed on Bombay Stock Exchange Limited ("BSE"). The Company is primarily engaged in the business of financing Gold Loans, Loan Against Property and Housing Loans, Business Loans, Micro Enterprise Loans, and Consumer Loans to low-income customers in semi-urban and rural areas. The Company obtained permission from the Reserve Bank of India for carrying on the business of Non-Banking Financial Institutions on 09-01-2001 vide Regn No. B.05.03970. Under the scale based regulations, the Company is categorised in the Middle Layer. The Registered Office of the Company is at - Office No 919, 9th Floor, 4A, Regus Grandeur, Abanindra Nath Thakur Sarani, PS Arcadia Central (Camac Street), Park Street, Kolkata 700016, West Bengal and its Corporate Office is at Plot No. 31 & 32, Ramky Selenium Towers, Tower A, Financial Dist. Nanakramguda, Hyderabad - 500 032, Telangana.

NOTE 2 : SIGNIFICANT ACCOUNTING POLICIES

2.1 Basis of preparation

The Company has prepared the financial statements for the year ended March 31, 2025 in accordance with Indian Accounting Standards ("Ind AS") notified by the Ministry of Corporate Affairs, Government of India under the Companies (Indian Accounting Standards) Rules, 2015 prescribed under section 133 of the Companies Act 2013 ("the Act") along with other relevant provisions of the Act and as amended from time to time, Master Direction - Reserve Bank of India (Non- Banking Financial Company Scale Based Regulation) Direction 2023, and any application guidance/ clarifications/ directions issued by RBI or other regulators are implemented as and when they are issued/ applicable, including notification for Implementations of Indian Accounting Standards vide circular RBI/2019-20/170 DOR(NBFC).CC.PD.No.109/22.10.106/2019-20 dated 13 March 2020 ('RBI notification for implementation of Ind AS') issued by RBI.

The Company uses accrual basis of accounting except in case of significant uncertainties. Accounting policies have been consistently applied for all periods presented unless otherwise stated.

Any application of guidance / clarification / directions issued by RBI or other regulators is implemented prospectively when they become applicable. Accounting policies have been consistently applied except where a newly-issued accounting standard is initially adopted or a revision to an existing accounting standard requires a change in the accounting policy hitherto in use.

2.2 Presentation of Financial Statements

The financial statement of the company are presented as per Division III of the Schedule III to the Companies Act 2013 as amended from time to time, for Non-Banking Financial Companies ('NBFCs') that are required to comply with Ind-AS. The Statement of Cash Flows has been presented as per the requirements of Ind-AS 7 Statement of Cash Flows.

An analysis regarding recovery or settlement within 12 months after the reporting date (current) and more than 12 months after the reporting date (non-current) is presented in Note 38 Maturity analysis of assets and liabilities.

Financial assets and financial liabilities are generally reported gross in the balance sheet. They are only offset and reported net when, in addition to having an unconditional legally enforceable right to offset the recognised amounts without being contingent on a future event, the parties also intend to settle on:

- The normal course of business
- The event of default
- The event of insolvency or bankruptcy of the Group and / or its counterparties

2.3 Statement of Compliance

These financial statements of the Company have been prepared in accordance with Indian Accounting Standards as per the Companies (Indian Accounting Standards) Rules, 2015 as amended and notified under Section 133 of the Companies Act, 2013 and the other relevant provisions of the Act.

The Company has consistently applied accounting policies to all the periods.

2.4 Functional and presentational currency

The financial statements are presented in Indian Rupees which is also functional currency of the Company and the currency of the primary economic environment in which the Company operates.

2.5 Basis of Measurement

The financial statements have been prepared under the historical cost convention on the accrual basis except for certain financial instruments and plan assets of defined benefit plans, which are measured at fair values at the end of each reporting period as explained in the accounting policies below. Fair value for measurement and/or disclosure purposes in these financial statements is determined on such a basis, except for leasing transactions that are within the scope of Ind AS 116 'Leases' and measurements that have some similarities to fair value but are not fair value, such as value in use in Ind AS 36 'Impairment of Assets'

In addition, for financial reporting purposes, fair value measurements are categorised into level 1, 2 or 3 based on the degree to which the inputs to the fair value measurements are observable and the significance of the inputs to the fair value measurement in its entirety, which are described as follows:

- Level 1 inputs are quoted prices (unadjusted) in active markets for identical assets or liabilities that the Company can access at the measurement date;
- Level 2 inputs are inputs, other than quoted prices included within Level 1, that are observable for the asset or liability, either directly or indirectly; and
- Level 3 inputs are unobservable inputs for the asset or liability.

All amounts disclosed in financial statements and notes have been rounded off to the nearest rupees in lakhs upto two decimal places, except per share data and unless otherwise in compliance with Schedule III of the Act.

2.6 Summary of Significant accounting judgments, estimates and assumptions

The preparation of financial statements in conformity with Ind AS requires management to make judgments, estimates and assumptions that affect the reported amounts of assets and liabilities (including contingent liabilities) at the date of the financial statements and the reported amounts of revenues and expenses for the reporting period. The estimates and assumptions used in the accompanying financial statements are based upon management's evaluation of the relevant facts and circumstances as of the date of financial statements. Actual results could differ from these estimates. Any revisions to accounting estimates are recognized prospectively in the current and future periods.

Estimates and underlying assumptions are reviewed on an ongoing basis. Key sources of estimation of uncertainty at the date of financial statements, which may cause a material adjustment to the carrying amount of assets and liabilities within the next financial year are included in the following notes:

a. Business model assessment

Classification and measurement of financial assets depends on the results of the solely payments of principal and interest (SPPI) and the business model test. The Company determines the business model at a level that reflects how groups of financial assets are managed together to achieve a particular business objective. This assessment includes judgement reflecting all relevant evidence including how the performance of the assets is evaluated and their performance measured, the risks that affect the performance of the assets and how these are managed and how the managers of the assets are compensated. Monitoring is part of the Company's continuous assessment of whether the business model for which the remaining financial assets are held continues to be appropriate and if it is not appropriate whether there has been a change in business model and so a prospective change to the classification of those assets.

b. Effective Interest Rate (EIR) method

The Company recognizes interest income / expense using a rate of return that represents the best estimate of a constant rate of return over the expected life of the loans given / taken. This estimation, by nature, requires an element of judgement regarding the expected behaviour and lifecycle of the instruments, as well as expected changes to other fee income/expense that are integral parts of the instrument.

c. Impairment on financial assets

The measurement of impairment losses on loan assets requires judgement, in estimating the amount and timing of future cash flows and recoverability of collateral values while determining the impairment losses and assessing a significant increase in credit risk.

The Company's Expected Credit Loss (ECL) calculation is the output of a complex model with a number of underlying assumptions regarding the choice of variable inputs and their interdependencies.

- Stage 1: Performing Assets
- Stage 2: Under Performing Assets
- Stage 3: Non – Performing Assets

Under Ind AS, asset classification and provisioning moves from the 'rule based', incurred losses model to the Expected Credit Loss (ECL) model of providing for expected future credit losses. Thus, loan loss provisions are made on the basis of the Company's historical loss experience, future expected credit loss and after factoring in various macro-economic parameters.

Probability of Default (PD) - The PD represents the likelihood of a borrower defaulting on its financial obligation (as per "Definition of default and credit-impaired" above), either over the next 12 months (12 months PD), or over the remaining lifetime (Lifetime PD) of the obligation.

Loss Given Default (LGD) – LGD represents the Company's expectation of the extent of loss on a defaulted exposure. LGD varies by type of counterparty, type and preference of claim and availability of collateral or other credit support.

Exposure at Default (EAD) – EAD is based on the amounts the Company expects to be owed at the time of default. Elements of the ECL model that are considered to be accounting judgments and estimates include:

- i) PD calculation includes historical data, benchmarking, assumptions and expectations of future conditions.
- ii) The Company's criteria for assessing if there has been a significant increase in credit risk and so allowances for financial assets should be measured on a life-time expected credit loss and the qualitative assessment.
- iii) The segmentation of financial assets when their ECL is assessed on a collective basis.
- iv) Development of ECL models, including the various formulas and the choice of inputs.

It is the Company's policy to regularly review its models in the context of actual loss experience and adjust when necessary. While estimating the expected credit losses, the Company reviews macro-economic developments occurring in the economy and market it operates in. On a periodic basis, the Company analyses if there is any relationship between key economic trends like GDP, unemployment rates, benchmark rates set by the Reserve Bank of India, inflation etc. with the estimate of PD determined by the Company based on its internal data/external data. While the internal estimates of PD rates by the Company may not be always reflective of such relationships, temporary overlays, if any, are, embedded in the methodology to reflect such macro-economic trends reasonably.

The impairment loss on loans and advances is disclosed in more detail in **Note 5- Loans** and **Note 42 Risk Management**.

d. Defined employee benefits assets and liabilities

The cost of the defined benefit gratuity plan, other post-employment benefits and the present value of the gratuity obligation are determined using actuarial valuations. An actuarial valuation involves making various assumptions that may differ from actual developments in the future. These include the determination of the discount rate, future salary increases and mortality rates. Due to the complexities involved in the valuation and its long-term nature, a defined benefit obligation is highly sensitive to changes in these assumptions. All assumptions are reviewed at each reporting date.

e. Fair value measurement

When the fair values of financial assets and financial liabilities recorded in the balance sheet cannot be measured based on quoted prices in active markets, their fair value is measured using various valuation techniques. The inputs to these models are taken from observable markets where possible, but where this is not feasible, a degree of judgment is required in establishing fair values. Judgments include considerations of inputs such as liquidity risk, credit risk and volatility. Changes in assumptions about these factors could affect the reported fair value of financial instruments.

f. Other accounting judgments, estimates and assumptions

Key sources of estimation of uncertainty in respect of revenue recognition, employee benefits, useful lives of property, plant and equipment, Right of Use Assets, valuation of deferred tax assets, fair value measurement of financial instruments, discount rate of lease liabilities, share based payments, provisions and contingent liabilities have been discussed in the respective policies.



2.7 Revenue Recognition

a. Interest Income on loans

The Company earns interest income primarily by giving loans.

Revenue is recognized to the extent that it is probable that the economic benefits will flow to the Company and the economic benefits can be measured reliably.

Interest income is recorded using effective interest rate (EIR) method for all financial assets measured at amortised cost.

Interest income on loans is recognized taking into account the amount outstanding and rate applicable.

EIR is the rate that exactly discounts the estimated future cash flows through the expected life of the financial instrument or a shorter period, where appropriate, to the gross carrying amount of the financial asset except for credit impaired asset.

The calculation of the effective interest rate includes transaction costs and fees (loan processing fees and other premiums or discounts) that are an integral part of the contract. Transaction costs include incremental costs that are directly attributable to the acquisition of financial asset.

When a financial asset becomes credit-impaired, the Company calculates interest income by applying the effective interest rate to the net amortised cost of the financial asset. If the financial asset cures and is no longer credit-impaired, the Company reverts to calculating interest income on a gross basis.

b. Fees & Commission Income

Commission income from portfolio loans is recognized on rendering of services. Fees and commissions are recognized when the Company satisfies the performance obligation, at fair value of the consideration received or receivable.

c. Interest income on fixed deposits

Interest on fixed deposits is recognised on a time proportion basis taking into account the amount outstanding and the applicable rate.

d. Other Income

Interest on overdue of loans and other ancillary charges are recognised upon realisation. All other income is recognised on an accrual basis upon satisfaction of performance obligation, when there is no uncertainty in the ultimate realisation/collection and income can be measured reliably.

e. Net gain/ loss on fair value changes

Any differences between the fair values of financial assets classified as fair value through the profit or loss held by the Company on the balance sheet date is recognised as an unrealised gain/loss. In cases there is a net gain in the aggregate, the same is recognised in "Net gains on fair value changes" under Revenue from operations and if there is a net loss the same is disclosed under "Expenses" in the statement of profit and loss as "Net loss on fair value changes".

2.8 Financial instruments

Financial assets and financial liabilities are recognised in the Company's balance sheet when the Company becomes a party to the contractual provisions of the instrument.

a. Initial Recognition and Measurement

Recognised financial assets and financial liabilities are initially measured at transaction price, which equates fair value. Transaction costs that are directly attributable to the acquisition or issue of financial assets and financial liabilities (other than financial assets and financial liabilities at FVTPL) are added to or deducted from the fair value of the financial assets or financial liabilities, as appropriate, on initial recognition. Transaction costs directly attributable to the acquisition of financial assets or financial liabilities at FVTPL are recognised immediately in profit or loss.

A financial asset and a financial liability are offset and presented on net basis in the balance sheet when there is a current legally enforceable

right to set-off the recognised amounts and it is intended to either settle on net basis or to realise the asset and settle the liability simultaneously.

b. Classification and measurement of financial assets

Based on the business model, the contractual characteristics of the financial assets and specific elections where appropriate, the Company classifies and measures financial assets in the following categories:

- Amortised cost
- Fair value through other comprehensive income ('FVOCI')
- Fair value through profit and loss ('FVTPL')

Financial assets at amortised cost

Financial instruments that meet the following conditions are subsequently measured at amortised cost less impairment loss:

- The asset is held within a business model whose objective is to hold assets for collecting contractual cash flows, and
- Contractual terms of the asset give rise on specified dates to cash flows that are solely payments of principal and interest (SPPI) on the principal amount outstanding.

After initial measurement and based on the assessment of the business model as asset held to collect contractual cash flows and SPPI, such financial assets are subsequently measured at amortised cost using effective interest rate ('EIR') method. Interest income and impairment expenses are recognised in statement of profit and loss. Any gain or loss on derecognition is also recognised in statement of profit and loss.

The EIR method is a method of calculating the amortised cost of a financial instrument and of allocating interest over the relevant period. The EIR is the rate that exactly discounts estimated future cash flows (including all fees paid or received that form an integral part of the EIR, transaction costs and other premiums or discounts) through the expected life of the instrument, or, where appropriate, a shorter period, to the net carrying amount on initial recognition.

The Company records loans at amortised cost.

Financial assets at fair value through other comprehensive income (FVTOCI)

Financial assets are measured at fair value through other comprehensive income if these financial assets are held within a business model whose objective is achieved by both collecting contractual cash flows that give rise on specified dates to sole payments of principal and interest on the principal amount outstanding and by selling financial assets.

Movements in the carrying amount of such financials assets are recognized in Other Comprehensive Income ('OCI'), except dividend income and interest income which is recognized in statement of profit and loss. Equity instruments at FVOCI are not subject to an impairment assessment.

Financial assets at fair value through profit or loss (FVTPL)

Financial assets are measured at fair value through profit or loss unless it is measured at amortised cost or at fair value through other comprehensive income on initial recognition. The transaction costs directly attributable to the acquisition of financial assets and liabilities at fair value through profit or loss are immediately recognised in profit or loss.

c. Financial Liabilities

Initial recognition and measurement

All financial liabilities are recognised initially at fair value and, in the case of loans and borrowings, and payables, net of directly attributable transaction costs.

Subsequent measurement

The measurement of financial liabilities depends on their classification, as described below:



Financial liabilities measured at amortised cost:

Financial liabilities (other than financial liabilities at fair value through profit and loss) are measured at amortised cost. The carrying amounts are determined based on the EIR method. Interest expense is recognised in statement of profit and loss.

Financial liabilities at fair value through Profit or Loss:

Financial liabilities at fair value through profit or loss include financial liabilities held for trading and financial liabilities designated upon initial recognition as at fair value through profit or loss.

Financial liabilities designated upon initial recognition at fair value through profit or loss are designated as such at the initial date of recognition, and only if the criteria in Ind AS 109 are satisfied. For liabilities designated as FVTPL, fair value gains/ losses attributable to changes in own credit risks are recognized in OCI. These gains/ losses are not subsequently transferred to P&L. However, the Company may transfer the cumulative gain or loss within equity. All other changes in fair value of such liability are recognised in the statement of profit or loss.

d. Equity Instruments

An equity instrument is any contract that evidences a residual interest in the assets of an entity after deducting all of its liabilities. Equity instruments issued by the Company is recognised at the proceeds received, net of directly attributable transaction costs.

e. Reclassification

Financial assets are not reclassified subsequent to their initial recognition, apart from the exceptional circumstances in which the Company acquires, disposes of, or terminates a business line or in the period the Company changes its business model for managing financial assets. Financial liabilities are not reclassified.

f. De-recognition of financial assets and financial liabilities

i. Financial Assets

A financial asset (or, where applicable, a part of a financial asset or part of a group of similar financial assets) is derecognised when the rights to receive cash flows from the financial asset have expired. The Company also derecognises the financial asset if it has both transferred the financial asset and the transfer qualifies for derecognition.

The Company has transferred the financial asset if, and only if, either:

- i) The Company has transferred its contractual rights to receive cash flows from the financial asset, or
- ii) It retains the rights to the cash flows but has assumed an obligation to pay the received cash flows in full without material delay to a third party under a 'pass-through' arrangement.

A transfer only qualifies for derecognition if either:

- i) The Company has transferred substantially all the risks and rewards of the asset, or
- ii) The Company has neither transferred nor retained substantially all the risks and rewards of the asset but has transferred control of the asset.

The Company considers control to be transferred if and only if, the transferee has the practical ability to sell the asset in its entirety to an unrelated third party and is able to exercise that ability unilaterally and without imposing additional restrictions on the transfer.

When the Company has neither transferred nor retained substantially all the risks and rewards and has retained control of the asset, the asset continues to be recognised only to the extent of the Company's continuing involvement, in which case, the Company also recognises an associated liability. The transferred asset and the associated liability are measured on a basis that reflects the rights and obligations that the Company has retained.

ii. Financial Liabilities

A financial liability is derecognised when the obligation under the liability is discharged, cancelled or expires. Where an existing financial liability is replaced by another from the same lender on substantially different terms, or the terms of an existing liability are substantially modified, such an exchange or modification is treated as a derecognition of the original liability and the recognition of a new liability. In this case, a new financial liability based on the modified terms is recognised at fair value. The difference between the carrying value of the original financial liability and the new financial liability with modified terms is recognised in statement of profit and loss.

g. Impairment of Financial Assets

The Company recognises impairment allowances for Expected Credit Loss (ECL) on all the financial assets held at amortised cost.

The Company recognises loss allowances (provisions) for expected credit losses on its financial assets (including undisbursed sanctioned amounts) that are measured at amortised costs or at fair value through other comprehensive income account.

The Company applies a three-stage approach to measuring expected credit losses (ECLs) for the following categories of financial assets that are not measured at fair value through profit or loss:

- i) Debt instruments measured at amortised cost and fair value through other comprehensive income.

- ii) Loan commitments

The ECL provision is based on the credit losses expected to arise over the life of the asset (the lifetime expected credit loss), unless there has been no significant increase in credit risk since origination, in which case, the allowance is based on the 12 months' expected credit loss.

The 12-month ECL is the portion of Lifetime ECL that represent the ECLs that result from default events on financial assets that are possible within the 12 months after the reporting date.

The Company performs an assessment, at the end of each reporting period, of whether a financial instrument's credit risk has increased significantly since initial recognition by considering the change in the risk of default occurring over the remaining life of the financial instrument.

Based on the above process, the Company categorises its loans into three stages as described below:

For non-impaired financial instruments

- i) Stage 1 is comprised of all non-impaired financial instruments which have not experienced a significant increase in credit risk (SICR) since initial recognition. A 12-month ECL provision is made for stage 1 financial instruments. In assessing whether credit risk has increased significantly, the Company compares the risk of a default occurring on the financial instrument as at the reporting date, with the risk of a default occurring on the financial instrument as at the date of initial recognition.

- ii) Stage 2 is comprised of all non-impaired financial instruments which have experienced a SICR since initial recognition. The Company recognises lifetime ECL for stage 2 financial instruments. In subsequent reporting periods, if the credit risk of the financial instrument improves such that there is no longer a SICR since initial recognition, then entities shall revert to recognizing 12 months of ECL.



For impaired financial instruments:

iii) Stage 3 Financial instruments are classified as stage 3 when there is objective evidence of impairment as a result of one or more loss events that have occurred after initial recognition with a negative impact on the estimated future cash flows of a loan or a portfolio of loans. The Company recognises lifetime ECL for impaired financial instruments.

The calculation of ECLs

The mechanics of the ECL calculations are outlined below and the key elements are, as follows:

Probability of Default (PD) –

The Probability of Default is an estimate of the likelihood of default over a given time horizon. A default may only happen at a certain time over the assessed period, if the facility has not been previously derecognized and is still in the portfolio.

Exposure at Default –

The Exposure at Default is an estimate of the exposure at a future default date, considering expected changes in the exposure after the reporting date, including repayments of principal and interest, whether scheduled by contract or otherwise, expected drawdowns on committed facilities, and accrued interest from missed payments.

Loss Given Default

The Loss Given Default is an estimate of the loss arising in the case where a default occurs at a given time. It is based on the difference between the contractual cash flow dues and those that the lenders would expect to receive. Company has relied on peer benchmarking given the limited historical data points availability.

Write-offs

Loans are written off (either partially or in full) when there is no realistic prospect of recovery. This is generally the case when it is determined that the customer does not have assets or sources of income that could generate sufficient cash flows to repay the amounts subjected to write-offs. Any subsequent recoveries against such loans are credited to the statement of profit and loss.

The company has adopted an ECL model for recognition of impairment on financial instruments.

A reconciliation between the provisioning norms as stipulated by RBI and the provisioning under ECL by the company has been provided in **Note 73** in the financial statements.

h. Determination of fair value

On initial recognition, all the financial instruments are measured at fair value. For subsequent measurement, the Company measures certain categories of financial instruments (as explained in **Note 39** - Fair Value Measurement) at fair value on each balance sheet date.

Fair value is the price that would be received to sell an asset or paid to transfer a liability in an orderly transaction between market participants at the measurement date. The fair value measurement is based on the presumption that the transaction to sell the asset or transfer the liability takes place either:

- In the principal market for the asset or liability, or
- In absence of principal market, in the most advantageous assets and liabilities market.

The principal or the most advantageous market must be accessible by the Company.

The fair value of an asset or a liability is measured using the assumptions that market participants would use when pricing the asset or liability, assuming that market participants act in their economic best interest.

A fair value measurement of a non-financial asset takes into account a market participant's ability to generate economic benefits by using the asset in its highest and best use or by selling it to another market participant that would use the asset in its highest and best use.

The Company uses valuation techniques that are appropriate in the circumstances and for which sufficient data are available to measure fair value, maximising the use of relevant observable inputs and minimising the use of unobservable inputs.

In order to show how fair values have been derived, financial instruments are classified based on a hierarchy of valuation techniques, as summarised below:

Level 1 financial instruments - Those where the inputs used in the valuation are unadjusted quoted prices from active markets for identical assets or liabilities that the Company has access to at the measurement date. The Company considers markets as active only if there are sufficient trading activities with regards to the volume and liquidity of the identical assets or liabilities and when there are binding and exercisable price quotes available on the balance sheet date.

Level 2 financial instruments - Those where the inputs that are used for valuation and are significant, are derived from directly or indirectly observable market data available over the entire period of the instrument's life. Such inputs include quoted prices for similar assets or liabilities in active markets, quoted prices for identical instruments in inactive markets and observable inputs other than quoted prices such as interest rates and yield curves, implied volatilities, and credit spreads. In addition, adjustments may be required for the condition or location of the asset or the extent to which it relates to items that are comparable to the valued instrument. However, if such adjustments are based on unobservable inputs which are significant to the entire measurement, the Company will classify the instruments as Level 3.

Level 3 financial instruments - Those that include one or more unobservable input that is significant to the measurement as whole.

The Company recognises transfers between levels of the fair value hierarchy at the end of the reporting period during which the change has occurred. No such instances of transfers between levels of the fair value hierarchy were recorded during the reporting period.

i. Property, plant and equipment

Property, plant and equipment are carried at cost of acquisition less accumulated depreciation and accumulated impairment loss (if any). The total cost of the asset comprises the purchase price, taxes, duties, freight (net of rebates and discounts) and any other directly attributable costs of bringing the assets to their working condition for their intended use. Borrowing costs directly attributable to acquisition of those assets which necessarily take a substantial period of time to get ready for their intended use are capitalised. Advances paid towards the acquisition of assets outstanding at each balance sheet date are disclosed as other non-financial assets. The cost of assets not ready for their intended use at each balance sheet date is disclosed as capital work-in-progress.



Depreciation on property, plant and equipment is provided on the straight line method over the useful life of the assets as prescribed under Part 'C' of Schedule II of the Companies Act, 2013, or in case of assets where the estimated useful life was determined basis technical evaluation carried out by the Company, over the useful life so determined.

An item of property, plant and equipment, is de-recognised upon disposal or when no future economic benefits are expected to arise from the continued use of the asset. Any gain or loss arising on the disposal or retirement of an item of property, plant and equipment, is determined as the difference between the sales proceeds and the carrying amount of the asset and is recognised in profit or loss.

Write-offs

Loans are written off (either partially or in full) when there is no realistic prospect of recovery. This is generally the case when it is determined that the customer does not have assets or sources of income that could generate sufficient cash flows to repay the amounts subjected to write-offs. Any subsequent recoveries against such loans are credited to the statement of profit and loss.

The company has adopted an ECL model for recognition of impairment on financial instruments.

A reconciliation between the provisioning norms as stipulated by RBI and the provisioning under ECL by the company has been provided in Note 38 in the financial statements.

Asset Description	Useful life estimated (in years)
Furniture & Fixtures	10
Office Equipment	5
Computers & Printers	3
Servers	6
Vehicles	10
Vehicles - Commercial	8

j. Leases

The Company assesses at contract inception whether a contract is, or contains, a lease. That is, if the contract conveys the right to control the use of an identified asset for a period of time in exchange for consideration.

Company as a lessee

The Company applies a single recognition and measurement approach for all leases, except for short-term leases and leases of low-value assets. The Company recognises lease liabilities representing obligations to make lease payments and right-of-use assets representing the right to use ('ROU') the underlying assets.

For a lease modification that is not accounted for as a separate lease, the company accounts for the remeasurement of the lease liability by:

(a) decreasing the carrying amount of the right-of-use asset to reflect the partial or full termination of the lease for lease modifications that decrease the scope of the lease. The company recognised in profit or loss any gain or loss relating to the partial or full termination of the lease.

(b) making a corresponding adjustment to the right-of-use asset for all other lease modifications.

i) Right – of – use assets

The Company recognises right-of-use assets at the commencement date of the lease (i.e., the date the underlying asset is available for use). Right-of-use assets are measured at cost, less any accumulated depreciation and impairment losses, and adjusted for any remeasurement of lease liabilities. The cost of right-of-use assets includes the amount of lease liabilities recognised, initial direct costs incurred, and lease payments made at or before the commencement date less any lease incentives received. Right-of-use assets are depreciated on a straight-line basis over the lease term.

The right-of-use asset is subsequently depreciated using the straight-line method from the commencement date to the earlier of the end of the useful life of the right-of-use asset or the end of the lease term. The estimated useful lives of right-of-use assets are determined on the same basis as those of property and equipment

The right-of-use assets are also subject to impairment. (Refer to the accounting policies on Impairment of non-financial assets.)

ii) Lease liabilities

At the commencement date of the lease, the Company recognises lease liabilities measured at the present value of lease payments to be made over the lease term. The lease payments include fixed payments (including in-substance fixed payments) less any lease incentives receivable, variable lease payments that depend on an index or a rate, and amounts expected to be paid under residual value guarantees.

In calculating the present value of lease payments, the Company uses its average incremental borrowing rate at the commencement date. After the commencement date, the amount of lease liabilities is increased to reflect the accretion of interest and reduced for the lease payments made.

iii) Short-term leases and leases of low-value assets

The Company applies the short-term lease recognition exemption to its short-term leases (i.e., those leases that have a lease term of 12 months or less from the commencement date and do not contain a purchase option). It also applies the lease of low-value assets recognition exemption to leases that are considered to be of low value. Lease payments on short-term leases and leases of low-value assets are recognised as expense as and when due.

k. Employee benefits

Defined Contribution Plan

The Company has a defined contribution plan for post-employment benefits in the form of Provident Fund. Under the Provident Fund Plan, the Company contributes to a Government administered provident fund / recognized provident fund on behalf of the employees. The Company has no further obligation beyond making the monthly contributions.

Defined Benefit Plan

The Company has an obligation towards gratuity, a defined benefit retirement plan covering eligible employees. The benefit is in the form of lump sum payments to vested employees on resignation, retirement, or death while in employment or on termination of employment of an amount equivalent to 15 days basic salary payable for each completed year of service as required under 'The Payment of Gratuity Act, 1972'. Vesting occurs upon completion of five years of service.



The cost of providing benefits under the defined benefit plan is determined using the projected unit credit method.

Remeasurements, comprising of actuarial gains and losses, the effect of the asset ceiling, and the return on plan assets (excluding amounts included in net interest on the net defined benefit liability), are recognised immediately in the balance sheet with a corresponding debit or credit to retained earnings through OCI in the period in which they occur. Remeasurements are not reclassified to statement of profit and loss in subsequent periods.

Net interest is calculated by applying the discount rate to the net defined benefit liability or asset. The Company recognises the following changes in the net defined benefit obligation as an expense in the statement of profit and loss:

- Service costs comprising current service costs, past-service costs, gains and losses on curtailments and non-routine settlements; and
- Net interest expense or income

An actuarial valuation involves making various assumptions that may differ from actual developments in the future. These include the determination of the discount rate, future salary increases and mortality rates. Due to the complexities involved in the valuation and its long-term nature, these liabilities are highly sensitive to changes in these assumptions. All assumptions are reviewed at each reporting date.

Actuarial gains and losses comprise experience adjustments and the effects of changes in the actuarial assumptions are recognized immediately in the Statement of Profit and Loss in the year in which they arise.

Short term employee benefit:

All employee benefits payable wholly within twelve months of rendering the service are classified as short-term employee benefits. These benefits include short term compensated absences such as paid annual leave. The undiscounted amount of short-term employee benefits expected to be paid in exchange for the services rendered by employees is recognised as an expense during the period. Benefits such as salaries and wages, etc. and the expected cost of the bonus/ex-gratia are recognised in the period in which the employee renders the related service.

Other Employee Benefits:

The employees of the Company are entitled to compensated absence as per the policy of the Company, the liability in respect of which is provided, based on an actuarial valuation carried out by an independent actuary as at the year end. The actuarial valuation method used by the independent actuary for measuring the liability is the Projected Unit Credit Method.

Actuarial gains and losses comprise experience adjustments and the effects of changes in the actuarial assumptions are recognized immediately in the Statement of Profit and Loss in the year in which they arise.

Accumulated compensated absences, which are expected to be availed or encashed within 12 months from the end of the year are treated as short term employee benefits. Unutilised leave balance that accrues to employees as at the year end is charged to the Statement of Profit and Loss on an undiscounted basis.

i. Taxes

Income-tax expense comprises of current tax (i.e. amount of tax for the period determined in accordance with the income-tax law) and deferred tax charge or credit (reflecting the tax effects of timing differences between accounting income and taxable income for the period). Income-tax expense is recognised in the statement of profit and loss except to the extent that it relates to items recognised directly in equity or in OCI.

(a) Current Taxes

Current tax is measured at the amount expected to be paid to the tax authorities in accordance with the Income Tax Act, 1961, enacted in India. The tax rates and tax laws used to compute the amount are those that are enacted or substantively enacted, at the reporting date.

Current tax assets and liabilities are offset only if, the Company:

- has a legally enforceable right to set off the recognised amounts; and
- intends either to settle on a net basis, or to realise the asset and settle the liability simultaneously.

(b) Deferred Tax

Deferred tax is recognised in respect of temporary differences between the carrying amounts of assets and liabilities for financial reporting purposes and the amounts used for taxation purposes. Deferred tax assets are recognised to the extent that it is probable that taxable profit will be available against which the deductible temporary differences, and the carry forward of unused tax credits and unused tax losses can be utilised.

Deferred tax assets are reviewed at each reporting date and based on management's judgement, are reduced to the extent that it is no longer probable that the related tax benefit will be realised; such reductions are reversed when the probability of future taxable profits improves.

Unrecognised deferred tax assets are reassessed at each reporting date and recognised to the extent that it has become probable that future taxable profits will be available against which they can be used.

Deferred tax is measured at the tax rates that are expected to be applied to temporary differences when they reverse, using tax rates enacted or substantively enacted at the reporting date.

The measurement of deferred tax reflects the tax consequences that would follow from the manner in which the Company expects, at the reporting date, to recover or settle the carrying amount of its assets and liabilities.

Deferred tax assets and liabilities are offset only if the Company:

- has a legally enforceable right to set off current tax assets against current tax liabilities; and
- the deferred tax assets and the deferred tax liabilities relate to income taxes levied by the same taxation authority.



Tax paid on acquisition of assets or on incurring expenses

When the tax incurred on a purchase of assets or services is not recoverable from the taxation authority, in which case, the tax paid is recognised as part of the cost of acquisition of the asset or as part of the expense item, as applicable

When receivables and payables are stated with the amount of tax included, the net amount of tax recoverable from, or payable to, the taxation authority is included as part of receivables or payables in the balance sheet.

m. Provisions and contingencies

A provision is recognised when the Company has a present obligation as a result of past event, it is probable that an outflow of resources embodying economic benefits will be required to settle the obligation and a reliable estimate can be made of the amount of the obligation. Provisions are measured at the present value of management's best estimate of the expenditure required to settle the present obligation at the end of the reporting period. The discount rate used to determine the present value is a pre-tax rate that reflects current market assessments of the time value of money and the risks specific to the liability. The increase in the provision due to the passage of time is recognised as finance cost.

A contract is considered as onerous when the expected economic benefits to be derived by the Company from the contract are lower than the unavoidable cost of meeting its obligations under the contract.

A contingent liability is a possible obligation that arises from past events whose existence will be confirmed by the occurrence or non-occurrence of one or more uncertain future events beyond the control of the Company or a present obligation that is not recognised because it is not probable that an outflow of resources will be required to settle the obligation. A contingent liability also arises in extremely rare cases where there is a liability that cannot be recognised because it cannot be measured reliably. The Company does not recognise a contingent liability but discloses its existence in the financial statements.

Contingent assets are not recognised in the financial statements.

n. Earnings per Share

The Company reports basic and diluted earnings per share in accordance with Indian Accounting Standard 33 – "Earnings Per Share". Basic earnings per share is calculated by dividing the net profit or loss after tax for the year attributable to equity shareholders by the weighted average number of equity shares outstanding during the year. Diluted earnings per share reflects the potential dilution that could occur if securities or other contracts to issue equity shares were exercised or converted during the year. Diluted earnings per share is computed by dividing the net profit after tax attributable to the equity shareholders for the year by weighted average number of equity shares considered for deriving basic earnings per share and weighted average number of equity shares that could have been issued upon conversion of all potential equity shares.

o. Cash and Cash Equivalents

For the purpose of presentation in the statement of cash flows, cash and cash equivalents includes cash on hand, other short-term, highly liquid investments with original maturities of three months or less that are readily convertible to known amounts of cash and which are subject to an insignificant risk of changes in

value, and bank overdrafts.

p. Statement of Cash Flows

Cash flows are reported using the indirect method, whereby net profit before tax is adjusted for the effects of transactions of non-cash future, any deferrals or accruals of past or future operating cash receipts or payments and item of expenses associated with investing or financing cash flows. The cash flows from operating, investing and financing activities of the Company are segregated.

q. Statutory Reserve

In accordance with section 45-IC of the RBI Act, 1934, the Company creates a reserve fund and transfers therein a sum not less than twenty per cent of its net profit every year as disclosed in the Statement of profit and loss before any dividend is declared.

r. Foreign Currency Transaction

Transactions in foreign currencies are initially recorded by the Company's functional currency at exchange rates prevailing at the date the transaction first qualifies for recognition. Monetary assets and liabilities denominated in foreign currencies are translated at the functional currency spot rates of exchange at the reporting date. Exchange differences arising on settlement or translation of monetary items are recognised in profit or loss.

s. Recent accounting pronouncements

Ind AS 117 – Insurance Contracts

The Ministry of Corporate Affairs (MCA), via notification dated August 12, 2024, notified Ind AS 117, Insurance Contracts, replacing Ind AS 104. The standard is effective for annual periods beginning on or after April 1, 2024, and applies to all entities issuing insurance contracts, including non-insurance entities.

The Company does not issue insurance contracts and accordingly, Ind AS 117 is not expected to have a material impact on the financial statements.

Amendments to Other Ind AS

a) Ind AS 101 – First-time Adoption of Indian Accounting Standards

b) Ind AS 103 – Business Combinations

c) Ind AS 105 – Non-current Assets Held for Sale and Discontinued Operations

d) Ind AS 107 – Financial Instruments: Disclosures

e) Ind AS 109 – Financial Instruments

SEBI BRSR Core Framework

As the Company is a private limited NBFC with listed non-convertible debentures (NCDs) on the Bombay Stock Exchange (BSE), it qualifies as a listed entity under SEBI regulations.

SEBI has mandated the implementation of the Business Responsibility and Sustainability Reporting (BRSR) Core framework for the top 1,000 listed entities (by market capitalization), effective from FY 2024–25. The Company has assessed its applicability status based on SEBI criteria and is in the process of implementing appropriate ESG reporting controls, to the extent applicable.

Revised Guidance for Non-Corporate Entities

The ICAI has issued a revised format for non-corporate entities for FY 2024–25. Being a corporate entity, the Company is not directly impacted by this guidance. However, relevant improvements in disclosure structure have been considered for consistency and comparability.

The Company is assessing the impact of these changes and will accordingly incorporate the same in the financial statements for the year ending March 31, 2025.



3. Cash and cash equivalent

Particulars	As at March 31, 2025	As at March 31, 2024
Cash on hand	545.35	935.15
Balance with bank		
in current accounts	8,929.90	4,648.16
in fixed deposits with maturity less than 3 months	5.09	558.72
Total	9,480.33	6,142.03

4. Bank balance other than cash and cash equivalents

Particulars	As at March 31, 2025	As at March 31, 2024
Fixed deposits with maturity of more than 3 months	-	-
Fixed Deposits	3,191.36	1,639.24
In earmarked accounts		
ESCROW- Unpaid matured debenture interest	0.57	-
Total	3,191.93	1,639.24

4.1 Represent margin money deposits with banks and earmarked to avail term loans and issuance of Pass Through Certificates (Securitization of Loans and Advances).

4.2 Deposits are made from varying periods from 6 months to 2 years and earn interest from 5% to 8.50%

5. Loans

Particulars	As at March 31, 2025	As at March 31, 2024
A. Category of Loan wise details		
Loans (at amortised Cost)		
(I) Term loans	2,38,945.66	1,58,443.50
(II) Inter Corporate Loans	-	-
Total (Gross)	2,38,945.66	1,58,443.50
Less: Impairment Loss allowance	3,338.52	1,500.91
Total (Net)	2,35,607.15	1,56,942.59
B. Nature of Security wise details		
Loans (at amortised Cost)		
(I) Secured by tangible assets		
(i) Gold Loan	1,58,779.05	70,369.46
(ii) Loan Against Property / Housing Loans	18,061.31	7,992.79
Total (Gross) - (I)	1,76,840.36	78,362.25
Less: Impairment Loss allowance	1,004.60	339.65
Total (Net) - (I)	1,75,835.76	78,022.60
(II) Unsecured		
(i) Micro Enterprise Loans (MEL)	47,183.24	65,663.61
(ii) Business Loans ('M'SME Loans)	1,656.17	7,036.90
(iii) Personal Loans/Consumer Loans	13,265.89	7,380.74
(iv) Corporate Loans	-	-
Total (Gross) - (II)	62,105.30	80,081.25
Less: Impairment Loss allowance	2,333.91	1,161.25
Total (Net) - (II)	59,771.39	78,919.99
Total (Gross) - (I) + (II)	2,38,945.66	1,58,443.50
Less: Impairment Loss allowance	3,338.52	1,500.91
Total (Net) - (I) + (II)	2,35,607.15	1,56,942.59
C. (I) Loans in India		
(i) Public Sector	-	-
(ii) Others	2,38,945.66	1,58,443.50
(II) Loans outside India		
Total (Gross)	2,38,945.66	1,58,443.50
Less: Impairment Loss allowance	3,338.52	1,500.91
Total (Net)	2,35,607.15	1,56,942.59



5.1 The Company's business model is to hold contractual cash flows, being the payment of Principal and Interest till maturity and accordingly the loans are measured at amortised cost.

5.2 Underlying for the term loans secured by tangible assets are properties and Gold Jewellery.

5.3 There are no loans measured at Fair Value Other Comprehensive income or Fair value through Profit or Loss or Designated at fair value through Profit or Loss.

5.3 Loans sanctioned and undisbursed amount to INR 97.69 lakhs as on March 31, 2025 (March 31, 2024: INR 729.64 lakhs), and the same amount is disclosed under Other Financial Liabilities.

5.5 The Company has balance of securitised assets amounting to INR 38,548.56 lakhs (March 31, 2024: INR 18,386.77 lakhs). These loan assets have not been de-recognised from the loan portfolio of the Company as these do not meet the de-recognition criteria. The Company is responsible for collection and servicing of this loan portfolio on behalf of buyers/investors of Pass through Certificates (PTC). In terms of the said securitization agreements, the Company pays to buyer/investor of Pass through Certificates (PTC) on monthly basis the prorated collection amount as per the respective agreement terms.

5.6 The Company has not granted loans and advances in the nature of loans to Promoters, Directors, Key Managerial Personnel or related parties u/s(76) either repayable on demand or without specifying terms/period. Refer related party disclosure (Note 37).

5.7 The Company does not have any loans outside India.

6. Investments

Particulars	As at March 31, 2025	As at March 31, 2024
Investments carried at costs		
(a) Equity Instruments		
Subsidiary (at cost)	1,221.25	1,221.25
Investment carried at fair value through profit & loss		
(a) Mutual funds (Quoted/ Unquoted)	-	-
Total Gross (A)	1,221.25	1,221.25
(i) Investments outside India	-	-
(ii) Investments in India	1,221.25	1,221.25
Total Gross (B)	1,221.25	1,221.25
Less: Impairment loss Allowances (C)	-	
Total (A) - (C)	1,221.25	1,221.25

6.1 Equity Instruments

Particulars	As at March 31, 2025	As at March 31, 2024
Subsidiary (at amortised cost) Unquoted 1,19,56,947 equity shares of Keertana Financial Limited of Face value of Rs. 10/- each	1221.25	1221.25

6.2 There are no investments measured at Fair Value through Other Comprehensive Income.

6.3 As per para 10 of Ind AS 27, the Company has opted to account the investments in subsidiary entity at cost.

6.4 Where the company has complied with the number of layers prescribed under clause (87) of section 2 of the Act read with Companies (Restriction on number of Layers) Rules, 2017.

7. Other Financial Assets

Particulars	As at March 31, 2025	As at March 31, 2024
Security Deposit Leases	333.97	198.61
Insurance Claims receivables	-	30.83
Other receivables	845.90	584.90
Total	1,179.87	814.35

8. Current Tax Assets (Net)

Particulars	As at March 31, 2025	As at March 31, 2024
Advance Taxes & TDS (Net of Provision)	478.11	-
Total	478.11	-

9. Deferred Tax Assets (Net)

Particulars	As at March 31, 2025	As at March 31, 2024
Tax effect of items constituting deferred tax liabilities:		
Difference in written down value of property, plant and equipment as per Companies Act and Income Tax Act	0.97	9.09
Difference in written down value of Right of Use assets as per Companies Act and Income Tax Act	1,005.99	453.48
Deferred Tax liabilities (total) (A)	1,006.96	462.57
Tax effect of items constituting deferred tax assets:		
On application of Expected Credit Loss method for loan loss provisions and related adjustments as per Ind AS 109	730.14	377.75
Amortisation of net income under Effective Interest Rate Method not adjusted under Income Tax Act, 1961	296.96	368.37
Impact of expenditure charged to the Statement of Profit and Loss in the current year but claimed as expense for tax purpose on payment basis	37.64	19.50
Impact of leases under Ind AS 116	1,116.07	501.60
On Fair Value Changes of financial assets not adjusted under Income Tax Act, 1961	- 81.20	18.66
Deferred Tax liabilities (total) (A)	2,099.60	1,285.88
Total Deferred tax Asset/(liabilities) (Net)	1,092.64	823.30

9.1 Movement in Deferred Tax Liabilities

Particulars	As at March 31, 2024	Recognised in the statement of profit or loss	Recognised in OCI	As at March 31, 2025
Tax effect of items constituting deferred tax liabilities:				
Difference in written down value of property, plant and equipment as per Companies Act and Income Tax Act	9.09	-8.12	-	0.97
Difference in written down value of Right of Use assets as per Companies Act and Income Tax Act	453.48	552.51	-	1,005.99

Particulars	As at March 31, 2023	Recognised in the statement of profit or loss	Recognised in OCI	As at March 31, 2024
Tax effect of items constituting deferred tax liabilities:				
Difference in written down value of property, plant and equipment as per Companies Act and Income Tax Act	12.18	-3.08	-	9.09
Difference in written down value of Right of Use assets as per Companies Act and Income Tax Act	388.56	64.92	-	453.48



9.2 Movement in deferred tax assets

Particulars	As at 31.03.2024	Recognised in the statement of profit or loss	Recognised in OCI	As at 31.03.2025
On application of Expected Credit Loss method for loan loss provisions and related adjustments as per Ind AS 109	377.75	352.39	-	730.14
Amortisation of net income under Effective Interest Rate Method not adjusted under Income Tax Act, 1961	368.37	- 71.41	-	296.96
Impact of expenditure charged to the Statement of Profit and Loss in the current year but claimed as expense for tax purpose on payment basis	19.50	16.89	1.25	37.64
On Fair Value Changes of financial liabilities not adjusted under Income Tax Act, 1961	501.60	614.47	-	1,116.07
On Fair Value Changes of financial assets not adjusted under Income Tax Act, 1961	18.66	-99.86	-	-81.20

Particulars	As at 31.03.2023	Recognised in the statement of profit or loss	Recognised in OCI	As at 31.03.2024
On application of Expected Credit Loss method for loan loss provisions and related adjustments as per Ind AS 109	73.58	304.17	-	377.75
Amortisation of net income under Effective Interest Rate Method not adjusted under Income Tax Act, 1961	86.42	281.96	-	368.37
Impact of expenditure charged to the Statement of Profit and Loss in the current year but claimed as expense for tax purpose on payment basis	16.28	3.22	-	19.50
On Fair Value Changes of financial liabilities not adjusted under Income Tax Act, 1961	414.18	87.41	-	501.60
On Fair Value Changes of financial assets not adjusted under Income Tax Act, 1961	12.53	6.13	-	18.66

10. Property, Plant and Equipment

Particulars	Furniture & Fixtures	Computers & Printers	Servers	Office Equipment	Vehicles	Total	Right to Use Assets
Gross carrying amount							
Balance as at April 1, 2024*	1,336.17	316.66	17.31	828.31	142.35	2,640.79	2,283.49
Additions	709.86	245.75	2.73	775.97	125.55	1,859.85	2,630.78
Disposals	-	-	-	-	-	-	-
As at March 31, 2025	2,046.03	562.40	20.03	1,604.27	267.90	4,500.64	4,914.27
Accumulated depreciation and impairment							
Balance as at April 1, 2024*	162.48	110.69	0.97	229.81	22.72	526.67	481.68
Depreciation for the year	154.99	142.18	2.99	215.05	25.37	540.57	435.50
Disposals	-	-	-	-	-	-	-
As at March 31, 2025	317.46	252.87	3.96	444.86	48.09	1,067.25	917.18
Net book value							
As at April 1, 2024	1,173.69	205.97	16.33	598.50	119.63	2,114.12	1,801.81
As at March 31, 2025	1,728.57	309.53	16.07	1,159.42	219.81	3,433.39	3,997.10

Particulars	Furniture & Fixtures	Computers & printers	Servers	Office Equipment	Vehicles	Total	Right to Use Assets
Previous Year							
Gross carrying amount							
Balance as at April 1, 2023*	906.97	190.66	2.77	644.66	101.41	1,846.47	1,759.81
Additions	429.20	126.68	14.54	183.65	40.94	795.00	563.09
Disposals	-	0.69	-	-	-	0.69	39.41
As at March 31, 2024	1,336.17	316.66	17.31	828.31	142.35	2,640.79	2,283.49
Accumulated depreciation and impairment:							
As at April 1, 2023	52.55	38.33	0.43	84.64	8.73	184.67	215.93
Depreciation for the year	109.93	72.53	0.54	145.17	14.00	342.17	266.88
Disposals	-	0.17	-	-	-	0.17	1.12
As at March 31, 2024	162.48	110.69	0.97	229.81	22.72	526.67	481.68
Net book value							
As at April 1, 2023	854.43	152.34	2.33	560.02	92.68	1,661.80	1,543.88
As at Mar 31, 2024	1,173.69	205.97	16.33	598.50	119.63	2,114.12	1,801.81

* The company has not revalued property, plant and equipment during the year ended 31st March 2025.

11. Other non-financial assets

Particulars	As at March 31, 2025	As at March 31, 2024
Advance for Expenses	5.16	4.09
Capital Advances	182.07	84.37
Prepaid Expenses	141.20	71.29
Balance with Government Authorities	380.52	142.02
Other Consumables	-	13.34
Total	708.95	315.11

12. Trade Payables

Particulars	As at March 31, 2025	As at March 31, 2024
Trade Payables		
A. Dues to micro enterprises and small enterprises	-	2.62
B. Dues to creditors other than micro enterprises and small enterprises	184.14	76.04
Total	184.14	78.67

12.1 Trade Payables Ageing Schedule

Particulars	As at March 31, 2025			
	Outstanding for following periods from due date of payment			
	Not due and Less than 1 year	1-2 years	2-3 years	Total
(i) MSME	-	-	-	-
(ii) Others	184.14	-	-	184.14
(iii) Disputed Dues - MSME	-	-	-	-
(iv) Disputed Dues - Others	-	-	-	-
	184.14	-	-	184.14

Particulars	As at March 31, 2024			
	Outstanding for following periods			
	Not due and Less than 1 year	1-2 years	2-3 years	Total
(i) MSME	2.62	-	-	2.62
(ii) Others	76.04	-	-	76.04
(iii) Disputed Dues – MSME		-	-	
(iv) Disputed Dues – Others		-	-	
	78.67	-	-	78.67

13. Debt Securities

Particulars	As at March 31, 2025	As at March 31, 2024
At amortised cost – Secured		
Redeemable non-convertible debentures	67,351.10	48,699.31
	67,351.10	48,699.31
Out of Above		
Debt Securities in India	67,351.10	48,699.31
Debt Securities outside India	-	
Total	67,351.10	48,699.31

13.1 Details of debt securities

(i) INE0NES07097: 15,000 (March 31, 2024: 0), @ 11.40% Listed, Rated, Secured, Senior, Taxable, Redeemable non-convertible debentures (NCD) of face value Rs. 1,00,000 each aggregating to Rs. 150 Crores. The date of allotment was 12 April, 2024 (Rs. 50 Crores) and 18 April, 2024 (25 Crores) and 2 May, 2024 (75 Crores). The amount outstanding as on March 31, 2025 is Rs.93.75 Crores (March 31, 2024: Nil)..

(ii) NE0NES07105: 17,500 (March 31, 2024: 0), @ 11.40% Listed, Rated, Secured, Senior, Taxable, Redeemable non-convertible debentures (NCD) of face value Rs. 1,00,000 each aggregating to Rs. 175 Crores. The date of allotment was 10 May, 2024 (Rs. 175 Crores). The amount outstanding as on March 31, 2025 is Rs.109.375 Crores (March 31, 2024: Nil).

(iii) INE0NES07154: 5,000 (March 31, 2024: 0), @ 11.30% Listed, Rated, Secured, Senior, Taxable, Redeemable non-convertible debentures (NCD) of face value Rs. 1,00,000 each aggregating to Rs. 50 Crores. The date of allotment was 23 January, 2024 (Rs. 50 Crores). The amount outstanding as on March 31, 2025 is Rs.50.00 Crores (March 31, 2024: Nil).

(iv) **INEONES07121:** 10,000 (March 31, 2024: 0), @ 11.40% Listed, Rated, Secured, Senior, Taxable, Redeemable non-convertible debentures (NCD) of face value Rs. 1,00,000 each aggregating to Rs. 100 Crores. The date of allotment was 30 July, 2024 (Rs. 50 Crores) and 29 August, 2024 (Rs 50 Crores). The amount outstanding as on March 31, 2025 is Rs.100.00 Crores (March 31, 2024: Nil).

(v) **INEONES07162:** 4,000 (March 31, 2024: 0), @ 11.30% Listed, Rated, Secured, Senior, Taxable, Redeemable non-convertible debentures (NCD) of face value Rs. 1,00,000 each aggregating to Rs. 40 Crores. The date of allotment was 06 March, 2025 (Rs. 40 Crores). The amount outstanding as on March 31, 2025 is Rs.40.00 Crores (March 31, 2024: Nil).

(vi) **INEONES07139:** 7,500 (March 31, 2024: 0), @ 11.40% Listed, Rated, Secured, Senior, Taxable, Redeemable non-convertible debentures (NCD) of face value Rs. 1,00,000 each aggregating to Rs. 75 Crores. The date of allotment was 22 October, 2024 (Rs. 75 Crores). The amount outstanding as on March 31, 2025 is Rs.75.00 Crores (March 31, 2024: Nil).

(vii) **INEONES07147:** 4,000 (March 31, 2024: 0), @ 11.40% Listed, Rated, Secured, Senior, Taxable, Redeemable non-convertible debentures (NCD) of face value Rs. 1,00,000 each aggregating to Rs. 40 Crores. The date of allotment was 26 November, 2024 (Rs. 40 Crores). The amount outstanding as on March 31, 2025 is Rs.40.00 Crores (March 31, 2024: Nil).

(viii) **INEONES07113:** 3,600 (March 31, 2024: 0), @ 11.40% Listed, Rated, Secured, Senior, Taxable, Redeemable non-convertible debentures (NCD) of face value Rs. 1,00,000 each aggregating to Rs. 36 Crores. The date of allotment was 13 June, 2024 (Rs. 36 Crores). The amount outstanding as on March 31, 2025 is Rs.36.00 Crores (March 31, 2024: Nil).

(ix) **INEONES07022:** NIL (March 31, 2024: 2400), @ 11.60% Listed, Rated, Secured, Senior, Taxable, Redeemable non-convertible debentures (NCD) of face value Rs. 1,00,000 each aggregating to Rs. 24 Crores. The date of allotment was 07 June, 2023. The amount outstanding as on March 31, 2025 is NIL (March 31, 2024: Rs. 13.2 Crores).

(x) **INEONES07030:** NIL (March 31, 2024: 15,000), @ 11.65% Listed, Rated, Secured, Senior, Taxable, Redeemable non-convertible debentures (NCD) of face value Rs. 1,00,000 each aggregating to Rs. 150 Crores. The date of allotment was 23 June, 2023 (Rs.20 Crores), 27th Jul, 2023 (Rs.60 Crores), and 17th August, 2023 (Rs.70 Crores). The amount outstanding as on March 31, 2025 is Rs.NIL (March 31, 2024: Rs. 83.175 Crores).

(xi) **INEONES07055:** NIL (March 31, 2024: 3,000), @ 11.60% Unlisted, Rated, Secured, Senior, Taxable, Redeemable non-convertible debentures (NCD) of face value Rs. 1,00,000 each aggregating to Rs. 30 Crores. The date of allotment was 29 August, 2023. The amount outstanding as on March 31, 2025 is NIL (March 31, 2024: Rs. 20 Crores).

(xii) **INEONES07048:** NIL (March 31, 2024: 10,000), @ 11.60% Listed, Rated, Secured, Senior, Taxable, Redeemable non-convertible debentures (NCD) of face value Rs. 1,00,000 each aggregating to Rs. 100 Crores. The date of allotment was 11 Sep, 2023 (Rs.50 Crores), and 26 Sep, 2023 (Rs.50 Crores). The amount outstanding as on March 31, 2025 is Rs.10.90 Crores (March 31, 2024: Rs. 70.3 Crores).

(xiii) **INEONES07063:** NIL (March 31, 2024: 5,000), @ 11.60% Unlisted, Rated, Secured, Senior, Taxable, Redeemable non-convertible debentures (NCD) of face value Rs. 1,00,000 each aggregating to Rs. 50 Crores. The date of allotment was 20 October, 2023 (50 Crores). The amount outstanding as on March 31, 2025 is Rs.12.875 Crores (March 31, 2024: Rs. 42.575 Crores).

(xiv) **INEONES07014:** NIL (March 31, 2024: 2,500), @ 14.90% Unlisted, Unrated, secured non-convertible debentures (NCD) of face value Rs. 1,00,000 each aggregating to Rs. 25 Crores. The date of allotment was 17 April, 2023 (25 Crores). The amount outstanding as on March 31, 2025 is Rs.5 Crores (March 31, 2024: Rs. 15.00 Crores).

(xv) **INEONES07071:** NIL (March 31, 2024: 16,000), @ 11.60% Listed, Rated, Secured, Senior, Taxable, Redeemable non-convertible debentures (NCD) of face value Rs. 1,00,000 each aggregating to Rs. 160 Crores. The date of allotment was 28 November, 2023 (Rs. 50 Crores) and 15th December 2024 (Rs.110 Crores). The amount outstanding as on March 31, 2025 is Rs.60.00 Crores (March 31, 2024: Rs. 140.00 Crores).

(xvi) **INEONES07089:** NIL (March 31, 2024: 11,000), @ 11.50% Listed, Rated, Secured, Senior, Taxable, Redeemable non-convertible debentures (NCD) of face value Rs. 1,00,000 each aggregating to Rs. 110 Crores. The date of allotment was 20 February, 2024 (Rs. 110 Crores). The amount outstanding as on March 31, 2025 is Rs.55.00 Crores (March 31, 2024: Rs. 110.00 Crores).

13.2 Disclosure under regulation 53(e) of SEBI (Listing Obligation and Disclosure Requirements) Regulations, 2015:

Debenture Trustees:

1. Catalyst Trusteeship Limited | Address: 901, 9F, B, Peninsula Business Park, Senapati Bapat Marg, Lower Parel (W), Mumbai - 400013 | Contact: +91 9322132716
2. Axis Trustee Services Limited | Address: The Ruby, 2nd Floor, SW, 29 Senapati Bapat Marg, Dadar West, Mumbai – 400 028 | Contact: +91 9008834577

13.3 Disclosure under regulation 53(f) of SEBI (Listing Obligation and Disclosure Requirements) Regulations, 2015:

Related Party Transactions - Refer Note 37

13.4 Disclosure under regulation 54(2) of SEBI (Listing Obligation and Disclosure Requirements) Regulations, 2015:

Asset Cover:

All the above mentioned NCDs are having first and exclusive charge via deed of hypothecations signed over specific standard asset portfolio of Receivables to the extent equal to an amount aggregating to the total outstanding such that the value of security shall be equal of 1.10 times). Debentures from sl. no. (ix) to (xiv) was covered with personal guarantee of the Director.

13.5 The company has not defaulted in the repayment of debt securities and interest thereon for the year ended March 31, 2025 and March 31, 2024 respectively.

13.6 Details of term of repayment – Debentures

ISIN No	Issued at	Due Date of Maturity	Closing balance	
			As at March 31, 2025	As at March 31, 2024
INEONES07022	At Discount	31-01-2025	-	1,320.00
INEONES07030	At Discount	22-02-2025	-	8,318.00
INEONES07055	At Discount	28-02-2025	-	2,000.00
INEONES07048	At Par	11-05-2025	1,090.00	7,030.00
INEONES07063	At Par	20-06-2025	1,287.50	4,257.50
INEONES07014	At Par	30-09-2025	500.00	1,500.00
INEONES07071	At Par	28-11-2025	6,000.00	14,000.00
INEONES07089	At Par	20-02-2026	5,500.00	11,000.00
INEONES07097	At Par	12-04-2026	9,375.00	-
INEONES07105	At Par	10-05-2026	10,937.50	-
INEONES07154	At Par	23-01-2027	5,000.00	-
INEONES07121	At Par	28-01-2027	10,000.00	-
INEONES07162	At Par	06-03-2027	4,000.00	-
INEONES07139	At Par	22-04-2027	7,500.00	-
INEONES07147	At Par	26-05-2027	4,000.00	-
INEONES07113	At Par	13-06-2027	3,600.00	-
Total			68,790.00	49,425.00
EIR Adjustment			1,438.90	726.69
Grand Total			67,351.10	48,699.31

14. Borrowings (Other than Debt Securities)

Particulars	As at March 31, 2025	As at March 31, 2024
At amortised cost		
Term loans	50,370.27	28,773.32
from banks	47,714.46	32,635.56
from others	28,923.92	18,538.31
Loans against securitised assets		
	1,27,008.65	80,947.19
Out of Above		
Secured Borrowings in India	1,23,508.65	80,947.19
Secured Borrowings outside India	-	-
Unsecured Borrowings in India	3,500.00	-
Unsecured Borrowings outside India	-	-
Total	1,27,008.65	80,947.19

14.1 Secured term loans from banks and financial institutions include loans from various banks and financial institutions and carry rate of interest in the range of 11.30% to 13.20% p.a (31 March, 2024: 11.25% to 14.75%). The loans are having tenure of 12 to 36 months (31 March, 2024: 12 to 36 months) from the date of disbursement and are repayable in monthly or quarterly installments. These loans are secured by hypothecation (exclusive charge) of certain loans given by the Company.

14.2 The Company is not a declared willful defaulter by any bank or financial Institution or other lender, in accordance with the guidelines on willful defaulters issued by the Reserve Bank of India, during the year ended 31 March, 2025 and 31 March, 2024.



14.3 The Company has borrowings from banks and financial institutions on the basis of security of loans and the quarterly details filed by the Company with the banks and financial institutions are in accordance with the books of accounts of the Company for the respective quarters.

14.4 The Company has not defaulted in the repayment of debt securities, borrowings (other than debt securities) and interest thereon for the year ended 31 March, 2025 and 31 March, 2024

14.5 The Company has utilised the borrowings for the purpose for which it was obtained.

14.6 The Company has balance of securitised assets amounting to Rs.38,548.56 lakhs (31 March, 2024: Rs. 18,386.77 lakhs). These loan assets have not been de- recognised from the loan portfolio of the Company as these do not meet the de-recognition criteria. The Company is responsible for collection and servicing of this loan portfolio on behalf of buyers/investors of Pass through Certificates (PTC). In terms of the said securitisation agreements, the Company pays to buyer/investor of Pass through Certificates (PTC) on monthly basis the prorated collection amount as per the respective agreement terms.

14.7 Loans against securities assets are include investment in equity tranche of PTC amounting to Rs. 1,652.96 as at 31st March 2025 (Rs. 103.7 Lakhs as at 31st March 2024)

14.8. Terms of repayments As at March 31, 2025

Term Loans from	Tenure	Repayment	Interest Ranges	Due with in a year		Due with in 1 to 2 year		Due with in 2 to 3 year		Due with in 3 to 4 year		Due with in 4 to 5 year		Above 5 year		Total	
				No of Installments	Amount	No of Installments	Amount	No of Installments	Amount	No of Installments	Amount	No of Installments	Amount	No of Installments	Amount		
Bank	1 to 3 yr	Monthly	11% - 12%	65	10,394.25	33	6,210.30	-	-	-	-	-	-	-	-	17,132.55	
			12% - 13%	178	21,257.30	57	6,722.07	-	-	-	-	-	-	-	-	27,429.77	
			13% - 14%	29	1,886.32	12	567.08	-	-	11	45.27	-	-	-	-	2,438.67	
		Quarterly	14% - 15%	-	-	-	-	-	-	-	-	-	-	-	-	-	-
			12% - 13%	3	1,500.00	4	2,000.00	-	-	-	-	-	-	-	-	-	3,500.00
			13% - 14%	-	-	-	-	-	-	-	-	-	-	-	-	-	-
Others	1 to 3 yr	Monthly	12% - 13%	121	8,540.87	33	6,793.57	4	269.22	-	-	-	-	-	-	15,603.66	
			13% - 14%	222	3,473.03	130	4,824.96	8	292.08	-	-	-	-	-	-	14,590.08	
			14% - 15%	47	2,459.65	11	498.33	-	-	-	-	-	-	-	-	2,917.98	
		Quarterly	12% - 13%	7	2,575.00	5	1,727.08	1	333.33	-	-	-	-	-	-	-	4,635.42
			13% - 14%	16	5,256.25	5	1,375.00	-	-	-	-	-	-	-	-	-	6,631.25
			13% - 14%	130	27,346.88	16	1,802.56	10	978.61	-	-	-	-	-	-	-	30,128.25
Loan against securitised assets (PTC)	1 to 3 yr	Monthly	13% - 14%	5	921.78	-	-	-	-	-	-	-	-	-	921.78		
Others (FFI)	0-6 months	Bullet	11% - 12%	1	3,500.00	-	-	-	-	-	-	-	-	-	3,500.00		
Total																129,434.61	
EIR adjustment																-2,495.16	
Total																127,000.65	

As at March 31, 2024

Term Loans from	Tenure	Repayment	Interest Ranges	Due with in a year		Due with in 1 to 2 year		Due with in 2 to 3 year		Due with in 3 to 4 year		Due with in 4 to 5 year		Above 5 year		Total	
				No. of Installments	Amount	No. of Installments	Amount	No. of Installments	Amount	No. of Installments	Amount	No. of Installments	Amount	No. of Installments	Amount		
Bank	1 to 3 yr	Monthly	11% - 12%	57	5,916.67	17	2,055.56	-	-	-	-	-	-	-	-	7,972.22	
			12% - 13%	83	7,303.70	59	5,037.29	-	-	-	-	-	-	-	-	12,340.99	
			13% - 14%	32	2,963.49	14	1,166.83	-	-	-	-	-	-	-	-	4,130.32	
		Quarterly	14% - 15%	7	665.43	-	-	-	-	-	-	-	-	-	-	665.43	
			12% - 13%	7	2,357.14	4	1,142.86	-	-	-	-	-	-	-	-	3,500.00	
			13% - 14%	5	1,187.50	-	-	-	-	-	-	-	-	-	-	1,187.50	
NBFC	1 to 3 year	Monthly	12% - 13%	11	666.67	12	666.67	-	-	-	-	-	-	-	-	2,000.00	
			13% - 14%	101	7,015.56	42	3,091.27	-	-	-	-	-	-	-	-	10,606.83	
			14% - 15%	150	70,149.99	26	1,801.82	-	-	-	-	-	-	-	-	8,316.82	
		Quarterly	13% - 14%	12	4,425.00	11	4,006.25	-	-	-	-	-	-	-	-	-	9,181.25
			14% - 15%	3	1,125.00	-	-	-	-	-	-	-	-	-	-	-	1,125.00
			14% - 15%	12	500	12	500	-	-	-	-	-	-	-	-	-	1,458.33
Loan against securitised assets (PTC)	1 to 3 year	Monthly	12% - 13%	64	12,926.35	6	1,513.28	-	-	-	-	-	-	-	14,439.63		
			13% - 14%	22	3,250.59	4	696.55	-	-	-	-	-	-	-	-	3,947.15	
Total																80,871.47	
EIR adjustment																-75.72	
Total																80,947.19	

14.9. Reconciliation of liabilities arising from financing activities

Particulars	Debt Securities	Loan against securitized assets	Borrowings (from banks)	Borrowings (from others)	Total
March 31, 2023	-	-	15,658.13	34,987.89	50,646.02
Cash Flows:					
Repayments	15,475.00	5,951.59	28,813.93	61,506.78	111,747.30
Proceeds	64,900.00	24,338.46	43,050.00	59,025.00	1,91,313.46
Non Cash					
Amortization of upfront fees and others (net)	827.07	93.80	230.20	25.14	1,176.21
Accrued interest (net)	101.38	245.24	109.32	154.60	610.53
March 31, 2024	48,699.31	18,538.31	29,773.32	32,635.56	1,29,646.50
Cash Flows:					
Repayments	46,509.31	32,855.22	27,512.71	57,061.60	1,63,938.84
Proceeds	66,600.00	42,940.35	48,300.00	72,310.00	2,30,150.35
Non Cash					
Amortization of upfront fees and others (net)	1,576.84	146.48	197.59	200.28	2,121.19
Accrued interest (net)	137.94	446.96	7.24	30.77	622.91
March 31, 2025	67,351.10	28,923.92	50,370.27	47,714.46	1,94,359.74

15. Other financial liabilities

Particulars	As at March 31, 2025	As at March 31, 2024
Amount payable to borrowers	42.10	3.10
Lease liability	4,434.46	1,992.99
Employee Related Payables	1,239.44	82.83
Insurance premium collected and payable	52.04	0.59
Loans sanctioned but undisbursed	97.70	729.64
Unpaid matured debenture & interest accrued thereon*	0.58	-
Insurance claims received and payable to Borrowers/others	35.53	-
Total	5,901.86	2,809.15

*Unpaid matured debentures & interest accrued thereon is on account of deceased investor

16. Current tax liabilities

Particulars	As at March 31, 2025	As at March 31, 2024
Provision for income tax (net of advance taxes and TDS)	-	256.42
Total	-	256.42

17. Provisions

Particulars	As at March 31, 2025	As at March 31, 2024
Provisions for Employee benefit expenses		
Provision for gratuity	64.01	21.49
Provision for Leave Encashment	80.56	55.98
Total	144.58	77.47

18. Other non-financial liabilities

Particulars	As at March 31, 2025	As at March 31, 2024
Statutory dues payable	225.35	211.70
Total	225.35	211.70

19. Equity share capital

Particulars	As at March 31, 2025		As at March 31, 2024	
	Number	Amount	Number	Amount
Authorized Capital Equity shares of INR 10 each	20,00,00,000	20,000	20,00,00,000	20,000
Total	20,00,00,000	20,000	20,00,00,000	20,000
Issued, subscribed and fully paid –up shares Equity shares of INR 10 each fully paid up	12,73,38,311	12,733.83	10,43,44,801	10,434.48
Total	12,73,38,311	1,27,33.83	10,43,44,801	10,434.48

19.1 Reconciliation of number of shares

Particulars	As at March 31, 2025		As at March 31, 2024	
	Number	Amount	Number	Amount
At the beginning of the year	10,43,44,801	10,434.48	6,43,11,288	6,431.13
Shares issued during the Year	2,29,93,510	2,299.35	4,00,33,513	4,003.35
Shares issued during the Year				
Outstanding at the end of the year	12,73,38,311	12,733.83	10,43,44,801	10,434.48

19.2 Terms/rights attached to equity shares

The Company has only one class of equity shares of par value of INR 10 per share. Each holder of equity share is entitled to one vote per share. Any dividend proposed by the Board of Directors is subject to the approval of the shareholders in the ensuing Annual General Meeting. The Company declares and pays dividends in Indian rupees.

In the event of liquidation of the company, the holders of equity shares will be entitled to receive remaining assets of the company, after distribution of all preferential amounts. The distribution will be in proportion to the number of equity shares held by the shareholders.

19.3 Details of shareholder(s) holding more than 5% of equity shares in the Company :

Name of shareholder	As at March 31, 2025		As at March 31, 2024	
	No. of shares held	% Holding	No. of shares held	% Holding
Vijaya Sivarami Reddy Vendidandi	9,56,45,505	75.11%	7,98,63,230	76.54%
Padmaja Gangireddy	2,79,81,994	21.97%	2,13,39,500	20.45%
Hina Ansari	4,00,183	0.31%	4,00,183	0.38%



19.4 Details of shares held by promoters at the end of the year As at March 31, 2025

Promoter Name	No. of Shares at the beginning of the year	Change during the year	No. of Shares at the year end	% of total shares
Vijaya Sivarami Reddy Vendidandi	7,98,63,230	1,57,82,275	9,56,45,505	75.11%
Padmaja Gangireddy	2,13,39,500	66,42,494	2,79,81,994	21.97%
Revan Saahith Reddy Vendidandi	23,73,085	5,11,687	28,84,772	2.27%
Hina Ansari	4,00,183	-	4,00,183	0.31%
TOTAL	10,39,75,998	2,29,36,456	12,69,12,454	99.67%

As at March 31, 2024

Promoter Name	No. of Shares at the beginning of the year	Change during the year	No. of Shares at the year end	% of total shares
Vijaya Sivarami Reddy Vendidandi	4,87,69,743	3,10,93,487	7,98,63,230	62.72%
Padmaja Gangireddy	1,24,44,823	88,94,677	2,13,39,500	16.76%
Revan Saahith Reddy Vendidandi	23,73,085	-	23,73,085	1.86%
Hina Ansari	4,00,183	-	4,00,183	0.31%
TOTAL	6,39,87,834	3,99,88,164	10,39,75,998	81.65%

19.5

The Company (except disclosed above) has not allotted any shares for consideration other than cash, bonus shares and shares bought back for the five years immediately preceding the reporting date.

Particulars	Fully paid up pursuant to contract(s) without payment being received in cash	Fully paid up by way of bonus shares	Shares bought back
FY 2024 -25	Nil	Nil	Nil
FY 2023 -24	Nil	Nil	Nil
FY 2022 -23	Nil	Nil	Nil
FY 2021-22	Nil	Nil	Nil

20. Other Equity

Particulars	As at March 31,2025	As at March 31,2024
Securities premium account	32,222.70	19,460.58
Statutory Reserve	3,085.19	1,768.08
Retained Earnings	11,533.32	7,070.75
Total	46,841.22	28,299.40



A. Nature and purpose of reserve

Securities Premium Reserve:

Securities premium reserve is used to record the premium on issue of shares. The reserve can be utilised only for limited purposes in accordance with the provisions of the Companies Act, 2013.

Statutory reserve:

Statutory Reserve represents the Reserve Fund created under Section 45 IC of the Reserve Bank of India Act, 1934. Accordingly an amount representing 20% of Profit for the period is transferred to the fund for the year.

Retained earnings:

Retained earnings represents surplus / accumulated earnings of the Company and are available for distribution to shareholders.

B. Movement in Other equity

Particulars	As at March 31, 2025	As at March 31, 2024
I. Securities premium reserve		
Opening Balance	19,460.58	8,730.22
Add : Premium received on issue of securities	12,762.12	10,743.39
Less : Share issue expenses	-	13.03
	32,222.70	19,460.58
Impact of first time adoption of Ind AS	32,222.70	19,460.58
II. Special Reserve under section 45-IC of the Reserve Bank of India Act, 1934		
Opening balance	1,768.08	336.08
Add : Transfer from retained earnings	1,317.12	1,431.99
	3,085.19	1,768.08
III. Retained earning		
Opening balance	7,070.75	1,342.77
Add : Profit for the year	6,585.58	7,158.73
Add : Other comprehensive income	- 6.21	1.24
Less: Prior Period Adjustment	-799.68	-
Appropriations:		
Transfer to Special Reserve u/s 45-IC of the Reserve Bank of India Act, 1934	-1,317.12	- 1,431.99
Transfer to General Reserve	-	
	11,533.32	7,070.75
Impact of first time adoption of Ind AS		
Total	46,841.22	28,299.40

21. Interest income

Particulars	Year ended March 31, 2025	Year ended March 31, 2024
On financial assets measured at amortized cost		
Interest on term loans	44,887.16	24,288.48
Interest Income on fixed deposits	245.16	268.91
Total	45,132.32	24,557.38

22. Fees and commission income

Particulars	Year ended March 31, 2025	Year ended March 31, 2024
Fees income	1,871.90	2,083.53
Commissions income	30.46	37.15
Total	1,902.36	2,120.68



23. Net gain on fair value changes

Particulars	Year ended March 31, 2025	Year ended March 31, 2024
Net gain/ (loss) on financial instruments at fair value through profit or loss		
Realised gain/ (loss) on investments at FVTPL	909.94	214.50
Unrealised gain/ (loss) on investments at FVTPL	-	-
Total	909.94	214.50

24. Other income

Particulars	Year ended March 31, 2025	Year ended March 31, 2024
Interest on lease deposits	11.34	6.96
Profit of derecognition of ROU	-	4.01
Marketing Support Income	467.00	779.11
Recovery of written of loans	37.43	-
Sundry Balances written off	7.45	-
Total	523.21	790.08

25. Finance costs

Particulars	Year ended March 31, 2025	Year ended March 31, 2024
On financial liabilities measured at amortised cost		
Interest on borrowings - Debt Securities	8,314.86	3,079.03
Interest on borrowings – Others	15,345.52	9,176.28
Interest on lease liabilities	478.74	244.61
Interest on advance tax	-	23.98
Total	24,139.13	12,523.91

26. Impairment on financial instruments

Particulars	Year ended March 31, 2025	Year ended March 31, 2024
On financial instruments measured at amortised cost		
Impairment Loss Provision (Expected Credit Loss)	1,837.38	1,142.19
Auction Loss	0.30	23.07
Loans written off	3,871.78	-
Total	5,709.45	1,165.25

27. Employee benefits expenses

Particulars	Year ended March 31, 2025	Year ended March 31, 2024
Salaries and wages	7,470.40	3,413.12
Directors' sitting fees	26.16	26.16
Staff welfare expenses	101.22	19.20
Gratuity Expenses	35.99	15.74
Interest Expense on EBO as per Actuarial Report	1.56	0.52
Compensated Absences	76.59	55.70
Total	7,711.93	3,530.45

28. Depreciation, amortization and impairment

Particulars	Year ended March 31, 2025	Year ended March 31, 2024
Depreciation on property, plant and equipment	540.57	342.00
Depreciation of Right of use assets	435.50	265.75
Total	976.07	607.75

29. Other expenses

Particulars	Year ended March 31, 2025	Year ended March 31, 2024
Advertisement, publicity and sales promotion expenses	83.51	23.15
Auditor's fees and expenses (Refer Note 28.1)	30.46	22.07
Bank Charges	95.43	44.96
Communication cost	73.31	54.63
DP Custodian Fees	6.77	6.43
Energy Cost	65.29	45.97
Expenditure on Corporate Social Responsibility (Refer Note 31)	73.95	14.50
Expenses for Credit Information Companies (under RBI)	19.76	20.42
Insurance	83.97	27.34
Interest and Penalties	0.12	18.26
Legal and Professional Charges	95.08	70.15
Loss due to Frauds and Thefts	61.53	-
Miscellaneous expenses	17.36	16.72
Office maintenance	179.87	112.27
Printing and stationary	92.54	81.26
Rates and taxes	6.84	65.52
Rent	331.91	191.70
Rent on machinery	9.96	-
Repairs and maintenance	12.75	8.41
Security Charges	4.71	4.35
Software maintenance	379.43	71.30
Staff Recruitment Charges	21.26	20.79
Travelling and conveyance	11.95	9.81
Total	1,757.75	930.02

29.1 Payment to the auditors:

Particulars	As at March 31, 2025	As at March 31, 2024
a) Statutory Auditor		
- Audit fees (including limited review)	18.41	18.54
- Certification services	-	0.30
- Other of pocket expenses	1.95	0.73
b) Income Tax Auditor		
- Tax audit fees	2.73	2.50
C) Other Auditor (Borrowing Related Audits)	7.38	-
Total	30.46	22.07



30. Tax expense

Particulars	As at March 31,2025	As at March 31,2024
In respect of the current year	1,858.51	2,388.02
Deferred tax charge/(credit)	- 270.58	- 621.48
Total income tax expense recognised (excluding tax recognised in other comprehensive income)	1,587.93	1,766.54

30.1

The major components of tax expense and the reconciliation of the expected tax expense based on the domestic effective tax rate and the reported tax expense in statement of profit and loss, is as follows:

Particulars	As at March 31,2025	As at March 31,2024
Profit before tax	8,173.51	8,925.27
Applicable tax rate	25.17%	25.17%
Expected tax expense [A]	1,858.51	2,388.02
Deductions under Chapter VIA of the Income-tax Act, 1961	-	16.71
Others	1,421.05	1,820.08
Deductions under Section 36(1)(viii) of the Income-tax Act, 1961	437.47	551.23
Total	1,858.51	2,388.02

30.2.

Income tax expense recognised in other comprehensive income

Particulars	As at March 31,2025	As at March 31,2024
Income tax relating to re-measurement loss on defined benefit plans	-	-
Income tax relating to re-measurement gains/ (losses) on hedge instruments	-	-
Total	-	-

31. Earnings per share (EPS)

The following reflects the profit / (loss) and share data used in basic and diluted EPS computations

Particulars	As at March 31,2025	As at March 31,2024
Basic and diluted		
Weighted average number of equity shares for computation of Basic EPS (in no.)	1,171.37	805.47
Net profit for calculation of basic EPS	6,579.37	7,159.97
Basic earnings per share	5.62	8.89
Dilutive earning per share	5.62	8.89

32. Expenditure incurred on Corporate Social Responsibility (CSR)

Particulars	As at March 31,2025	As at March 31,2024
Amount required to be spent by the company during the year	73.95	14.50
Amount of expenditure incurred	73.95	14.50
Shortfall at the end of the year	-	-
Total of previous years shortfall	-	-
Reason for shortfall	NA	NA
Details of related party transactions, e.g., contribution to a trust controlled by the company in relation to CSR expenditure as per relevant Accounting Standard	NIL	NIL
Where a provision is made with respect to a liability incurred by entering into a contractual obligation, the movements in the provision during the year should be shown separately.	NA	NA



***The nature of CSR activities undertaken by the Company:

- a) To initiate is a commendable endeavor that can significantly impact animal welfare and community well-being through establishment of new animal shelter
- b) To improve the lives of the community, especially the socially and economically underprivileged communities, by making a long term, measurable and positive impact through projects in the areas of Education, Health and Skill Development.

33. Contingent liabilities and commitments

a. Contingent Liabilities not provided for in respect of:

Particulars	As at March 31, 2025	As at March 31, 2024
i) Claims against the Company not acknowledged as debt;	-	-
ii) Other money for which the Company is contingently liable:-	-	-
Total	-	-

b. Capital commitments:

Particulars	As at March 31, 2025	As at March 31, 2024
Estimated amount of contracts remaining to be executed on capital account, net of advances and not provided for	159.13	35.44
Commitments related to loans sanctioned but undrawn	-	-
Total	159.13	35.44

34. Employee benefit obligations

(i) Defined contribution plan

The Company makes contributions to Provident Fund which are defined contribution plan for qualifying employees. The Company recognized ₹60.73 Lakhs (March 31, 2024: ₹ 46.59 Lakhs) for Provident Fund contributions in the Statement of Profit and Loss.

(ii) Defined benefit plan

The Company has a defined benefit gratuity plan. The gratuity plan is governed by the Payment of Gratuity Act, 1972. Every employee who has completed five years or more of service gets a gratuity on leaving the service of the company at 15 days salary (last drawn salary) for each completed year of service.

The following tables summaries the components of net benefit expense recognised in the statement of profit or loss and amounts recognised in the balance sheet for the plan:

Particulars	Year ended March 31, 2025	Year ended March 31, 2024
Defined Benefit Cost included in P & L	37.56	16.26
Other Comprehensive (Income) / Loss	4.96	- 1.65
Total Defined Benefit Cost recognized in P&L and OCI	42.52	14.61
Defined Benefit Obligation the at end	64.01	21.49
Fair Value of Plan Assets at the end	-	-
Net Defined Benefit Liability/ (Asset)	64.01	21.49



Disclosure Information

A. Change in Defined Benefit Obligation

Particulars	Year ended March 31, 2025	Year ended March 31, 2024
Defined Benefit Obligation at the beginning	21.49	6.88
Current Service Cost	35.99	15.74
Past Service Cost	-	-
(Gain) / Loss on settlements	-	-
Interest Expense	1.56	0.52
Benefit Payments from Plan Assets	-	-
Benefit Payments from Employer	-	-
Settlement Payments from Plan Assets	-	-
Settlement Payments from Employer	-	-
Other (Employee Contribution, Taxes, Expenses)	-	-
Increase / (Decrease) due to effect of any business combination/ divestiture /transfer)	-	-
Increase / (Decrease) due to Plan combination	-	-
Remeasurements - Due to Demographic Assumptions	- 2.19	- 0.66
Remeasurements - Due to Financial Assumptions	0.82	0.40
Remeasurements - Due to Experience Adjustments	6.34	-1.39
Defined Benefit Obligation at the end	64.01	21.49

B. Change in Fair Value of Plan Assets

Particulars	Year ended March 31, 2025	Year ended March 31, 2024
Fair Value of Plan Assets at the beginning	-	-
Interest Income	-	-
Employer Contributions	-	-
Employer Direct Benefit Payments	-	-
Employer Direct Settlement Payments	-	-
Benefit Payments from Plan Assets	-	-
Benefit Payments from Employer	-	-
Settlement Payments from Plan Assets	-	-
Settlement Payments from Employer	-	-
Other (Employee Contribution, Taxes, Expenses)	-	-
Increase / (Decrease) due to effect of any business combination / divestiture /transfer)	-	-
Increase / (Decrease) due to Plan combination	-	-
Remeasurements - Return on Assets	-	-
(Excluding Interest Income)	-	-
Fair Value of Plan Assets at the end	-	-

C. Changes in Reimbursement Rights

Particulars	Year ended March 31, 2025	Year ended March 31, 2024
Reimbursement Rights at the beginning	-	-
Reimbursement Service Cost	-	-
Gain/ (loss) on Settlements	-	-
Interest Income	-	-
Employer Contributions to Reimbursement Rights	-	-
Reimbursements to Employer	-	-
Increase / (Decrease) due to effect of any business combination / divesture /transfer)	-	-
Increase / (Decrease) due to Plan combination	-	-
Benefits paid by the Company in prior valuation period and settled by Fund Manager in current 3 Quarter	-	-
Net Transfer In / (Out) (Including the effect of any business combination / divesture)	-	-
Remeasurements - Return on Reimbursement Rights (Excluding Interest Income)	-	-
Reimbursement Rights at the end	-	-

D. Change in Asset Ceiling / Onerous Liability

Particulars	Year ended March 31, 2025	Year ended March 31, 2024
Asset Ceiling/ Onerous Liability at the beginning	-	-
Interest Income	-	-
Gain / (Loss) on Settlements	-	-
Remeasurement - Due to Asset Ceiling / Onerous Liability (Excluding Interest Income)	-	-
Asset Ceiling / Onerous Liability at the end	-	-

E. Components of Defined Benefit Cost

Particulars	Year ended March 31, 2025	Year ended March 31, 2024
Current Service	35.99	15.74
Cost Past Service Cost	-	-
(Gain) / Loss on Settlements	-	--
Reimbursement Service Cost	-	-
Total Service Cost	35.99	15.74
Interest Expense on DBO	1.56	0.52
Interest (Income) on Plan Assets	-	-
Interest (Income) on Reimbursement Rights	-	-
Interest Expense on (Asset Ceiling) / Onerous Liability	-	-
Total Net Interest Cost	1.56	0.52
Reimbursement of Other Long Term Benefits	-	-
Defined Benefit Cost included in P & L	37.56	16.26
Remeasurements - Due to Demographic Assumptions	-2.19	-0.66
Remeasurements - Due to Financial Assumptions	0.82	0.40
Remeasurements - Due to Experience Adjustments	6.34	-1.39
(Return) on Plan Assets (Excluding Interest Income)	-	-
(Return) on Reimbursement Rights	-	-
Changes in Asset Ceiling / Onerous Liability	-	-
Total Remeasurements in OCI	4.96	-1.65
Total Defined Benefit Cost recognized in P&L and OCI	42.52	14.61



F. Bifurcation of Present Value of Obligations at the end of the valuation period as per Schedule III of the Companies Act 2013

Particulars	Year ended March 31, 2025	Year ended March 31, 2024
Current Liabilities	0.52	0.15
Non- current Liabilities	63.49	21.34

G. Amounts recognized in the Statement of Financial Position

Particulars	Year ended March 31, 2025	Year ended March 31, 2024
Defined Benefit Obligation	64.01	21.49
Fair Value of Plan Assets	-	-
Funded Status	64.01	21.49
Effect of Asset Ceiling/ Onerous Liability	-	-
Net Defined Benefit Liability/ (Asset)	64.01	21.49
Of which, Short term Liability	0.52	0.15

H. Net Defined Benefit Liability (Asset) reconciliation

Particulars	Year ended March 31, 2025	Year ended March 31, 2024
Net Defined Benefit Liability / (Asset) at the beginning	21.49	6.88
Defined Benefit Cost included in P & L	37.56	16.26
Total Remeasurements included in OCI	4.96	-1.65
Net Transfer In / (Out) (Including the effect of any business combination / divesture)	-	-
Amount recognized due to Plan Combinations	-	-
Employer Contributions	-	-
Employer Direct Benefit Payments	-	-
Employer Direct Settlement Payments	-	-
Credit to Reimbursements	-	-
Net Defined Benefit Liability / (Asset) at the end	64.01	21.49

I. Experience Adjustments on Present Value of DBO and Plan Assets

Particulars	Year ended March 31, 2025	Year ended March 31, 2024
(Gain) / Loss on Plan Liabilities	6.34	-1.39
% of Opening Plan Liabilities	29.50%	-20.21%
Gain / (Loss) on Plan Assets		
% of Opening Plan Assets		

The principal assumptions used in determining gratuity obligations for the Company's plans are shown below:

The financial and demographic assumptions on annual basis used for valuation as at the Valuation Date are shown below. The assumptions as at the Valuation Date are used to determine the Present Value of Defined Benefit Obligation at that date.

Summary of Financial Assumptions

Particulars	Valuation Date	
	Year ended March 31, 2025	Year ended March 31, 2024
Discount Rate	7.05%	7.26%
Salary Escalation	5.00%	5.00%

Summary of Demographic Assumptions

Particulars	Valuation Date	
	Year ended March 31, 2025	Year ended March 31, 2024
Mortality Rate (as % of IALM (2012-14) Ult. Mortality Table)	100.00%	100.00%
Disability Rate (as % of above mortality rate)	0.00%	0.00%
Withdrawal Rate	19.45%	17.62%
Normal Retirement Age	62 Years	62 Years
Average Future Service	33.56	33.02

Additional Disclosure Items

Expected Cash flow for following years

Maturity Profile of Defined Benefits Obligations	Year ended March 31, 2025	Year ended March 31, 2024
Year 1	0.52	0.15
Year 2	4.06	0.15
Year 3	8.08	1.30
Year 4	15.40	3.66
Year 5	10.89	4.30
Year 6	9.39	3.78
Year 7	8.17	3.32
Year 8	6.96	2.96
Year 9	6.00	2.55
Year 10	5.17	2.24
Pay-outs above 10 years	31.34	15.57

The weighted average duration of the defined benefit obligation is 7.00 (PY - 8.00)

Discontinuance Liability

Amount payable upon discontinuance of all employment is INR 1,00,385 (PY- INR 36,649)

Sensitivity analysis

Discount Rate, Salary Escalation Rate and Withdrawal Rate are significant actuarial assumptions. The change in the Present Value of Defined Benefit Obligation for a change of 100 Basis Points from the assumed assumption is given below:

Summary of Financial & Demographic Assumptions

Scenario	DBO	Percentage Change
Under Base Scenario	64.01	0%
Salary Escalation - Up by 1%	68.47	6.97%
Salary Escalation - Down by 1%	59.91	-6.40%
Withdrawal Rates - Up by 1%	62.82	-1.86%
Withdrawal Rates - Down by 1%	65.21	1.87%
Discount Rates - Up by 1%	60.28	-5.84%
Discount Rates - Down by 1%	68.14	6.45%
Mortality Rates - Up by 10%	64.03	0.02%
Mortality Rates - Down by 10%	64.00	-0.02%



Disclosure for Compensated absences

(i) Amount recognised in the balance sheet

Particulars	As at March 31, 2025	As at March 31, 2024
Compensated Absences	80.56	18.04
Total	80.56	18.04

Accumulated compensated absences, which are expected to be availed or encashed within 12 months from the end of the year are treated as short term employee benefits. Unutilized leave balance that accrues to employees as at the year-end is charged to the Statement of Profit and Loss on an undiscounted basis.

35. Leases

35.1 Company as a lessee

The Company has entered into long term lease arrangement for its branches. The Company determines the lease term as the non-cancellable period of a lease, together with periods covered by an option to extend the lease, where the Company is reasonably certain to exercise that option. The Company is restricted from assigning or subleasing the leased asset under the terms of lease.

Apart from above, the Company has short-term leases with contractual tenure of less than 12 months. The Company has recognized the lease payments associated with these leases as an expense on accrual basis.

Set out below are the carrying amount of right – of –use assets recognized and the movements during the year:

Particulars	As at March 31, 2025	As at March 31, 2024
Balance at the beginning	1,801.81	1,759.81
Additions	2,630.78	563.09
Deletions	-	39.41
Depreciation	435.50	481.68
Balance at the end	3,997.10	1,801.81

Set out below are the carrying amounts of lease liabilities (included under Other financial liability) and the movements during the year

Particulars	As at March 31, 2025	As at March 31, 2024
Balance at the beginning	1,992.99	1,639.05
Additions	2,523.88	478.25
Finance cost accrued during the period	478.74	244.61
Payment of lease liabilities	-561.15	-368.92
Balance at the end	4,434.46	1,992.99

The effective interest rate for lease liabilities is 13.97% for the year ended March 31, 2025.

Maturity analysis of undiscounted lease liability

The table below provides details regarding the contractual maturities of lease liabilities on an undiscounted basis:

Particulars	As at March 31, 2025	As at March 31, 2024
Less than 3 months	212.31	136.67
3 to 12 months	650.74	376.84
1 to 3 years	1,617.95	928.70
More than 3 years	1,953.46	2,071.20
Total undiscounted lease liabilities	4,434.46	3,513.41

Amounts recognized in the Statement of Profit and Loss

Particulars	As at March 31, 2025	As at March 31, 2024
Interest expense on lease liability	478.74	244.61
Expense relating to short-term lease	331.91	191.70
	810.66	436.31

A. Lease payments not included in measurement of lease liability

Particulars	As at March 31, 2025	As at March 31, 2024
Short-term leases	331.91	191.70
Leases of Low value assets	-	-
Variable lease payments	-	-
	331.91	191.70



B. Total cash outflow for leases for the year ended 31 March, 2025 was Rs. 561.14 lakhs (31 March, 2024: 368.92lakhs).

C. The Company has total commitment for short-term leases as at March 31, 2025 Nil (March 31, 2024: Nil)

36. Segment information

Operating segments are reported in a manner consistent with the internal reporting provided to the Chief Operating Decision Maker ("CODM") of the Company. The CODM, who is responsible for allocating resources and assessing performance of the operating segments, has been identified as the Promoters of the Company. The Company, is engaged primarily in the business of financing. The Company operates in a single geographical segment i.e. Domestic. Accordingly the Company does not have any reportable Segments as per Indian Accounting Standard 108 "Operating Segments".

37. Related Party transactions

Names of the Related Parties

A. Key Managerial Positions	Padmaja Gangireddy - Managing Director
	Raghu Venkata Harish- Non-Executive Director
	Vara Prasad Chaganti- Non-Executive Director
	Mahesh Payannavar-Non-Executive Director
	Vijaya Sivarami Reddy Vendidandi -Non-Executive Director (w.e.f. 02.11.2022)
	Prakash Bhawnani - Chief Financial Officer (Resigned w.e.f. 25th Sept. 2024)
	Komal Ratlani - Company Secretary (Resigned w.e.f. 10th Oct. 2024)
	Rajendra Kavikondala - Company Secretary (w.e.f. 30th Sep. 2024)
B. Subsidiary	Keertana Financial Limited (w.e.f. 04.05.2023)
C. Entities in which KMP (directors) and their relatives (close members) have significant influence	Spandana Rural & Urban Development Organization (SRUDO)
	Spandana Mutual Benefit Trust (SMBT)
	Abhiram Marketing Services Limited (AMSL)
	Fins Technologies Limited (FINS)
	Keertana Financial Limited (KFL) (till 03.05.2023)
D. Relatives (close members) of KMP	Revan Saahith Reddy Vendidandi, son of Padmaja Gangireddy

Transactions with related parties for year ended 31st March, 2025

Particulars	Key Managerial Personnel (Directors)	Key Managerial Personnel (other than directors)	Entities over which Key Management Personnel (Directors) and their relatives (close members) have significant influence	Subsidiary
Rent paid (Property)	66.86	-	53.78	-
Rent paid (Machinery)	-	-	-	10.04
Interest Expense on Loan taken	72.27	-	41.75	7.89
Financial Assets Acquisition	-	-	-	-
Purchase of Property, plant and equipment	-	-	101.49	-
Service Charges paid	-	-	374.96	-
Commission Income	-	-	30.46	-
Investment in Equity Share Capital	-	-	-	-
Remuneration	169.48	62.38	36.00	-
Sitting Fees	25.62	-	-	-
Borrowings (other than Debt Securities)	12,000.00	-	13,660.00	2,400.00
Repayment of Borrowings (other than Debt Securities)	8,500.00	-	13,660.00	2,400.00



Transactions with related parties for year ended 31st March, 2024

Particulars	Key Managerial Personnel (Directors)	Key Managerial Personnel (other than directors)	Entities over which Key Management Personnel (Directors) and their relatives (close members) have significant influence	Subsidiary
Rent paid	48.05	-	23.25	-
Interest Expense on Loan taken	61.77	-	114.38	-
Financial Assets Acquisition	-	-	2,271.21	-
Purchase of Property, plant and equipment	-	-	107.85	-
Service Charges paid	-	-	60.92	-
Commission Income	-	-	37.15	-
Investment in Equity Share Capital	-	-	-	1,221.25
Remuneration	66.58	33.49	-	-
Sitting Fees	26.16	-	-	-
Borrowings (other than Debt Securities)	6,870.00	-	32,515.17	-
Repayment of Borrowings (other than Debt Securities)	6,870.00	-	35,463.17	-

Terms and conditions of transactions with related parties

All Related Party Transactions entered during the year were in ordinary course of the business and on arm's length basis. Outstanding balances at the period-end are unsecured and settlement occurs in cash.

Outstanding balances with related parties for year ended 31st March, 2025

Particulars	Key Managerial Personnel (Directors)	Key Managerial Personnel (other than directors)	Entities over which Key Management Personnel (Directors) and their relatives (close members) have significant influence	Relatives (close members) Key Managerial Personnel (Directors)
Remuneration	7.88	2.04	2.84	-
Sitting Fees Payable	5.40	-	-	-
Service Charges Paid	-	-	29.53	-
Borrowings (other than Debt Securities)	-	-	0.04	-

Outstanding balances with related parties for year ended 31st March, 2024

Particulars	Key Managerial Personnel (Directors)	Key Managerial Personnel (other than directors)	Entities over which Key Management Personnel (Directors) and their relatives (close members) have significant influence	Relatives (close members) Key Managerial Personnel (Directors)
Commission receivable	-	-	0.13	-
Sitting Fees Payable	5.40	-	-	-

38. Maturity analysis of assets and liabilities

The table below shows an analysis of assets and liabilities analysed according to when they are expected to be recovered or settled.

As at 31st March, 2025

Particulars	As at March 31, 2025		
	Within 12 months	After 12 months	Total
ASSETS			
Financial Assets			
Cash and cash equivalents	9,480.33	-	9,480.33
Bank Balance other than cash and cash equivalents	3,191.36	0.57	3,191.93
Loans	215,839.46	19,769.69	2,35,607.15
Investments	-	1,221.25	1,221.25
Other Financial Assets	845.90	333.97	1,179.87
Sub total	2,29,357.05	21,323.48	2,60,390.71
Non-financial assets			
Current Tax assets (Net)	478.11	-	478.11
Deferred Tax assets (Net)	-	1,092.64	1,092.64
Property, plant and equipment	-	3,433.39	3,433.39
Right to Use Assets	-	3,997.10	3,997.10
Other non-financial assets	708.95	-	708.95
Sub total	1,187.06	8,523.13	9,710.18
Total assets	2,30,544.11	29,846.60	2,60,390.71
LIABILITIES AND EQUITY			
Financial liabilities			
Payables			
(I) Trade payables			
(i) total outstanding dues of creditors of micro enterprises and small enterprises	-	-	-
(ii) total outstanding dues of creditors other than micro enterprises and small enterprises	184.14	-	184.14
Debt Securities	31,321.44	36,029.66	67,351.10
Borrowings (Other than Debt Securities)	90,061.57	36,947.08	1,27,008.65
Other Financial liabilities	1,467.40	4,437.46	5,901.86
Sub total	1,23,034.44	77,411.19	2,00,445.74
Non-Financial liabilities			
Current tax liabilities (Net)	-	-	-
Provisions	80.56	64.01	144.58
Deferred tax liabilities (Net)	-	-	-
Other non-financial liabilities	225.35	-	225.35
Sub total	305.91	64.01	369.92
Total liabilities	123,340.46	77,475.20	2,00,815.66



As at 31st March, 2024

Particulars	As at March 31, 2024		
	Within 12 months	After 12 months	Total
ASSETS			
Financial Assets			
Cash and cash equivalents	6,142.03	-	6,142.03
Bank Balance other than cash and cash equivalents	1,639.24	-	1,639.24
Loans	1,21,773.63	35,168.96	1,56,942.59
Investments	-	1,221.25	1,221.25
Other Financial Assets	615.74	198.61	814.35
Sub total	1,30,170.64	36,588.82	1,66,759.46
Non-financial assets			
Current Tax assets (Net)	-	-	-
Deferred Tax assets (Net)	-	823.30	823.30
Property, plant and equipment	-	2,114.12	2,114.12
Right to Use Assets	-	1,801.81	1,801.81
Other non-financial assets	315.11	-	315.11
Sub total	315.11	4,739.23	5,054.33
Total assets	1,30,485.75	41,328.05	1,71,813.80
LIABILITIES AND EQUITY			
Financial liabilities	2.62	-	2.62
Payables	76.04	-	76.04
(I) Trade payables	32,994.31	15,705.00	48,699.31
(i) total outstanding dues of creditors of micro enterprises and small enterprises	58,651.4	22,295.8	80,947.2
(ii) total outstanding dues of creditors other than micro enterprises and small enterprises	816.16	1,992.99	2,809.15
Debt Securities	92,540.56	39,993.76	1,32,534.32
Borrowings (Other than Debt Securities)	-	-	-
Other Financial liabilities	256.42	-	256.42
Sub total	55.98	21.49	77.47
Non-Financial liabilities	211.70	-	211.70
Current tax liabilities (Net)	524.10	21.49	545.60
Provisions	93,064.66	40,015.25	1,33,079.91
Deferred tax liabilities (Net)	-	-	-
Other non-financial liabilities	74,51,423.45	-	74,51,423.45
Sub total	75,45,012.22	40,036.74	75,85,048.96
Total liabilities	75,45,068.20	40,058.24	75,85,126.43

As at 1st April, 2023

Particulars	As at March 31, 2023		
	Within 12 months	After 12 months	Total
ASSETS			
Financial Assets			
Cash and cash equivalents	4,219.76	-	4,219.76
Bank Balance other than cash and cash equivalents	108.22	-	108.22
Loans	-	61,881.60	61,881.69
Investments	-	--	--
Other Financial Assets	67.32	116.47	183.78
Sub total	4,395.29	61,988.07	66,393.36
Non-financial assets			
Current Tax assets (Net)	-	-	-
Deferred Tax assets (Net)	-	202.24	-
Property, plant and equipment	-	1,661.80	1,661.80
Right to Use Assets	-	1,543.88	1,543.88
Other non-financial assets	-	252.72	252.72
Sub total	-	3,660.65	3,458.40
Total assets	4,395.29	65,658.72	69,851.77
LIABILITIES AND EQUITY			
Financial liabilities			
Payables			
(I) Trade payables			
(i) total outstanding dues of creditors of micro enterprises and small enterprises			
(ii) total outstanding dues of creditors other than micro enterprises and small enterprises	62.29	-	62.29
Debt Securities	-	-	-
Borrowings (Other than Debt Securities)	17,192.99	33,453.03	50,646.02
Other Financial liabilities	318.88	1,639.05	1,957.92
Sub total	17,574.15	35,092.07	52,666.23
Non-Financial liabilities			
Current tax liabilities (Net)	455.45	-	455.45
Provisions	18.04	6.88	24.93
Deferred tax liabilities (Net)			
Other non-financial liabilities	74.51	-	74.51
Sub total	548.00	6.88	554.89
Total liabilities	18,122.16	35,098.96	53,221.12

39. Fair value measurement

Fair value is the price that would be received to sell an asset or paid to transfer a liability in an orderly transaction in the principal (or most advantageous) market at the measurement date under current market conditions (i.e., an exit price), regardless of whether that price is directly observable or estimated using a valuation technique. In order to show how fair values have been derived, financial instruments are classified based on a hierarchy of valuation techniques.

Fair value hierarchy

The Company determines fair values of its financial instruments according to the following hierarchy:

Level 1 - Valuation technique using quoted market price: financial instruments with quoted prices for identical instruments in active markets that Company can access at the measurement date.

Level 2 - Valuation technique using observable inputs: Those where the inputs that are used for valuation and are significant, are derived from directly or indirectly observable market data available over the entire period of the instrument's life.

Level 3 - Valuation technique with significant unobservable inputs: Those that include one or more unobservable input that is significant to the measurement as whole.

Financial instruments by category

Particulars	Measured Category	Fair value hierarchy	As at March 31, 2025	As at March 31, 2024
Financial assets				
Measured at amortised cost				
Cash and cash equivalents	Amortised Cost	Level 1	9,480.33	6,142.03
Bank Balances other than cash and cash equivalents	Amortised Cost	Level 1	3,191.93	1,639.24
Loans	Amortised Cost	Level 3	2,35,607.15	1,56,942.59
Investments in				
Equity Investment in Subsidiary	Amortised Cost	Level 3	1,221.25	1,221.25
Mutual Funds	Fair Value	Level 1	-	-
Other financial assets	Amortised Cost	Level 3	1,179.87	814.35
Total Financial assets			2,50,680.53	1,66,759.46
Financial liabilities				
Measured at amortised cost				
Trade payables	Amortised Cost	Level 3	184.14	78.67
Debt Securities	Amortised Cost	Level 3	67,351.10	48,699.31
Borrowings (other than Debt Securities)	Amortised Cost	Level 3	1,27,008.65	80,947.19
Other financial liabilities	Amortised Cost	Level 3	5,901.86	2,809.15
Total Financial liabilities			2,00,445.74	1,32,534.32

Set out below is a comparison, by class, of the carrying amounts and fair values of the Company's financial instruments that are initially measured at fair value and subsequently carried at amortised cost in the financial statements. This table does not include the fair values of investments in subsidiaries measured at cost.

Particulars	As at March 31, 2025		As at March 31, 2024	
	Carrying Value	Fair Value	Carrying Value	Fair Value
Financial Assets				
Security Deposits for Right of use	333.97	264.27	272.75	198.61
Loans	2,35,607.15	2,35,607.15	1,56,944.19	1,56,942.59
Total	2,35,941.12	2,35,871.42	157,216.94	1,57,141.20
Financial Liabilities				
Debt Securities	67,351.10	67,351.10	49,425.00	48,699.31
Borrowings (Other than Debt Securities)	1,27,008.65	1,27,008.65	81,022.91	80,947.19
Total	1,27,008.65	1,27,008.65	1,30,447.91	1,29,646.50

There have been no transfers between Level 1, Level 2 and Level 3 for the year ended March 31, 2025.

The management assessed that fair values of cash and cash equivalents, bank balances other than cash and cash equivalents, other financial assets, trade payables, other financial liabilities approximate their carrying amounts largely due to the short-term maturities of these instruments.

Valuation techniques

Security Deposit

The fair values of Security deposits for premises are based on discounted cash flows using a simple average deposit rate. They are classified as level 3 fair values in the fair value hierarchy due to the use of unobservable inputs, including own credit risk.

Loans

Fair value of Loans estimated using a discounted cash flow model on contractual cash flows using actual/estimated yields.

Lease liabilities

The fair values of lease liability are based on discounted lease payments using a Company's average incremental borrowing rate. They are classified as level 3 fair values in the fair value hierarchy due to the use of unobservable inputs, including own credit risk.

Borrowings

The fair values of financial liabilities held-to-maturity (financial liabilities other than trade payables and debt securities) are estimated using effective interest rate model based on contractual cash flows using actual yields. Since the cost of borrowing on the reporting date is not expected to be significantly different from the actual yield considered under effective interest rate model, the carrying value of financial liabilities at amortised cost is considered a reasonable approximation of their fair value. The fair value of floating rate borrowing is deemed to equal its carrying value.

Investment in Mutual fund

The fair values of the investment in mutual fund schemes are based on net asset value at the reporting date. The Company does not hold any units as on reporting date.

40. Disclosure with regard to dues to Micro Enterprises and Small Enterprises 22.10.106/2019-20 dated March 13,2020

Particulars	As at March 31, 2025	As at March 31, 2024
(i) the principal amount and the interest due thereon remaining unpaid to any supplier at the end of each accounting year;	NIL	NIL
- Principal due	NIL	2.62
- Interest due	NIL	NIL
(ii) the amount of interest paid by the buyer in terms of section 16 of the Micro, Small and Medium Enterprises Development Act, 2006, along with the amount of the payment made to the supplier beyond the appointed day during each accounting year	NIL	NIL
(iii) the amount of interest due and payable for the period of delay in making payment (which has been paid but beyond the appointed day during the year) but without adding the interest specified under the Micro, Small and Medium Enterprises Development Act, 2006;	NIL	NIL
iv) the amount of interest accrued and remaining unpaid at the end of each accounting year; and	NIL	NIL
(v) the amount of further interest remaining due and payable even in the succeeding years, until such date when the interest dues above are actually paid to the small enterprise, for the purpose of disallowance of a deductible expenditure under section 23 of the Micro, Small and Medium Enterprises Development Act, 2006	NIL	NIL

41. Breach of Covenant

During the financial year ended March 31, 2025, no bank or financial institution or debenture trustee has issued any notice of breach of covenant in respect of loans availed or debt securities issued by the Company.

42. Risk management

Risk is an integral part of the Company's business and sound risk management is critical to the success. As a financial institution, the Company is exposed to risks that are particular to its lending and the environment within which it operates and primarily includes credit, liquidity and market and operational risks. Company's goal in risk management is to ensure that it understands measures and monitors the various risks that arise and the organization adheres strictly to the policies and procedures which are established to address these risks. The Company has a risk management policy which covers risks associated with the financial assets and liabilities. The Board of Directors of the Company are responsible for the overall risk management approach and for approving the risk management strategies and principles. Further, company has Asset-Liability Management Committee (ALCO) to monitor ALM and liquidity risk.

42.1 Introduction and Risk Profile

Risk management and mitigation

The Company's risks are measured using a method that reflects both the expected loss likely to arise in normal circumstances and unexpected losses, which are an estimate of the ultimate actual loss. The models make use of probabilities derived from historical experience, adjusted to reflect the economic environment, as necessary.

The Company's policy is to measure and monitor the overall risk-bearing capacity in relation to the aggregate risk exposure across all risk types and activities.

It is the Company's policy to ensure that robust risk awareness is embedded in its organisational risk culture. Employees are expected to take ownership and be accountable for the risks the Company is exposed to that they decide to take on. The Company's continuous training and development emphasises that employees are made aware of the Company's risk appetite and they are supported in their roles and responsibilities to monitor and keep their exposure to risk within the Company's risk appetite limits.

The Company is generally exposed to credit risk, liquidity risk, market risk, and operational risk.

42.2 Credit Risk

Credit risk is the risk that a customer or counterparty will default on its contractual obligations resulting in financial loss to the Company. Company is into lending operations and is principally exposed to credit risk. Credit risk mainly arises from loans and advances to customers and investments in debt securities that are an asset position. The credit risk is governed by various product policies. The product policies outlines the type of products that can be offered, customer categories, the targeted customer profile and the credit approval process and limits. The Company measures, monitors and manages credit risk at an individual borrower level. Depending on the products, the Company has a structured and standardised credit approval process, which includes a well-established procedure of comprehensive credit appraisal.

The Company also follow a systematic methodology in the opening of new branches, which takes into account factors such as demand for credit in the area; income and market potential; and socio-economic and law and order risks in the proposed area.

1. Policies and procedure for credit risk for different products

The Company addresses credit risk by following different processes for different products:

a) Gold Loan

1. Credit risk on Gold loan is generally reduced as collateral is Gold ornaments which can be easily liquidated and there is only a distant possibility of losses due to adequate margin of 25% or more retained while disbursing the loan.
2. Maximum Loan to Value ratio for Gold loans remains at 75%, as prescribed by Reserve Bank of India. Within this Loan to Value, the Sanctioning powers for Gold Loans is delegated to various authorities at branches/controlling offices. Sanctioning powers is used only for granting loans for legally permitted purposes.
3. Extra care is taken if the gold jewellery brought for pledge by any customer at any one time or cumulatively is more than 20 gm with additional measures in place to ascertain the ownership of the gold being pledged. Apart from the branch staff, independent call by back office is made with preset questions asked to the customer for ascertaining the interest in loan, the ownership of the gold jewellery.
4. In case of default, pledged Gold can be auctioned. Auctions are conducted as per the Auction Policy of the Company and the guidelines issued by Reserve Bank of India. Auction is generally conducted before loan amount plus interest exceeds beyond the internal set threshold, which is generally close to realizable value of gold. After reasonable time is given to the customers for release after loan becomes overdue and exhausting all efforts for persuasive recovery, auction is resorted to as the last measure in unavoidable cases. Loss on account of auctions are recovered from the customer. Any excess received on auctions are refunded to the customer.

(b) Housing Loan/Loan against property

Company has a separate Credit Risk policy which outlines all the product characteristics and assessment of borrower, including the technical and legal aspects of the property. Loan against property or Housing loan involves not only the income assessment but also the property assessment. The detailed on the income assessment and property assessment is guided as per the credit policy applicable.

(c) Micro Enterprise Loans (MEL)

Micro Enterprise loans are unsecured loans wherein the credit delivery mechanism remains as per Joint Liability Group (JLG). Thus, despite being the unsecured characteristics, the loans have social collateral in place, i.e. the group guarantee. Credit risk under such arrangement is though higher than a secured loan but remains lower than the unsecured consumption loan. The loans are preliminary extended to women borrowers in the group for income generation purpose. In order to address credit risk under such product, Company has stringent credit assessment policies for client selection. Measures such as verifying client details, online documentation and the usage of credit bureau data to get information on past credit behaviour also supplement the efforts for containing credit risk. Company also follows key non negotiable underwriting norms including having a own house mandatory without which the loan would get rejected. Company also follows a systematic methodology in the opening of new branches, which takes into account factors such as the demand for credit in the area; income and market potential; and socio-economic and law and order risks in the proposed area.

(d) Business Loans ('M'SME Loans)

Micro SME loans are of unsecured nature and extended for business purpose. The well defined policy on credit appraisal is in place to ensure that the loan is sanctioned as per the eligibility norms.

(e) Personal Loans

Personal loan portfolio of the company is limited to the existing customers, i.e. having one or more other secured loans. The credit risk thus gets limited.

Impairment assessment

The references below show where the Company's impairment assessment and measurement approach is set out in this report. It should be read in conjunction with the summary of significant accounting policies.

Definition of default and cure

The Company considers a financial instrument as defaulted and therefore Stage 3 (credit-impaired) for Expected Credit Loss (ECL) calculations in all cases when the borrower becomes more than 3 months past due on its contractual payments.

The staging criteria used by the Company are as below:

Loans months past due	Stage
Upto 30 days	Stage 1
Between 31 to 90 days	Stage 2
above 91 days	Stage 3



Exposure at default (EAD)

The exposure at default (EAD) represents the gross carrying amount of the financial instruments subject to the impairment calculation, addressing both the ability to increase its exposure while approaching default and potential early repayments too.

To calculate the EAD for a Stage 1 loan, the Company assesses the possible default events within 12 months for the calculation of the 12 months ECL. For Stage 2 and Stage 3 financial assets, the exposure at default is considered for events over the lifetime of the instruments.

Probability of default (PD)

The Probability of Default is an estimate of the likelihood of default over a given time horizon. To calculate the ECL for a Stage 1 loan, the Company assesses the possible default events within 12 months for the calculation of the 12month ECL. For Stage 2 and Stage 3 financial assets, the exposure at default is considered for events over the lifetime of the instruments. The Company uses historical information wherever available to determine PD

Loss given Default (LGD)

LGD is the estimated loss that the Company might bear if the borrower defaults. The Company determines its recovery (net present value) by analysing the recovery trends, borrower rating, collateral value and expected proceeds from sale of asset.

LGD Rates have been computed internally based on the discounted recoveries in defaulted accounts that are closed/ written off/ repossessed and upgraded during the year.

When estimating ECLs on a collective basis for a group of similar assets, the Company applies the same principles for assessing whether there has been a significant increase in credit risk since initial recognition.

Expected credit loss

Expected credit loss is a calculation of the present value of the amount expected not to be recovered on a financial asset, for financial reporting purposes. Credit risk is the potential that the obligor and counterparty will fail to meet its financial obligations to the lender. This requires an effective assessment and management of the credit risk at both individual and portfolio level

The references below show where the Company's impairment assessment and measurement approach is set out in these notes. It should be read in conjunction with the Summary of significant accounting policies

(i) Definition of default

The Company considers a financial instrument as defaulted and considered it as Stage 3 (credit-impaired) for ECL calculations in all cases, when the borrower becomes more than 90 days past due on its contractual payments or classified as NPA as per RBI directions. The Probability of Default is an estimate of the likelihood of default over a given time horizon. A default may only happen at a certain time over the assessed year, if the facility has not been previously derecognized and is still in the portfolio.

(ii) Exposure at default

The exposure at default (EAD) represents the gross carrying amount of the financial instruments subject to the impairment calculation, addressing both the client's ability to increase its exposure while approaching default and potential early repayments too.

(iii) Loss given default

Loss given default represents an estimate of the loss expected to be incurred when the event of default occurs. For calculation company use prescribed rate by the RBI under FIRB.

(iv) Significant increase in credit risk

The Company continuously monitors all assets subject to ECL. In order to determine whether an instrument or a portfolio of instruments is subject to 12 month ECL or lifetime ECL, the Company assesses whether there has been a significant increase in credit risk since initial recognition taking in to account both qualitative and quantitative information. The Company mandatorily considers an exposure to have significantly increased in credit risk when contractual payments are more than 30 days past due.

When estimating ECL on a collective basis for a group of similar assets, the Company applies the same principles for assessing whether there has been a significant increase in credit risk since initial recognition.

(v) Delinquency buckets have been considered as the basis for the staging of all loans with:

- Stage 3 is those accounts which are classified as NPA
- Stage 2 is those accounts wherein there is significant increase in credit risk
- Stage 1 is those accounts wherein DPD is 0-30 days and not considered in Stage 2 and Stage 3

The Company has classified all individual loans as amortized cost and has assessed it at the collective pool level.

MEL, MSME, and LAP Loans

Due to limited historical data, the company relies on peer benchmarking. This involves looking at delinquency rates of other lenders offering similar loan products (MEL, MSME, and LAP loans) and operating in the same region. By analyzing these benchmarks, the company estimates the PD for its own loan portfolio. Since historical data on defaulted loans is insufficient, the company uses LGD rates prescribed by the RBI under FIRB (Foundation Internal Rating Based) approach. These rates serve as a substitute for actual recovery data. The company considers a 55% LGD for secured loans and 65% for unsecured loans, as specified by the FIRB guidelines.

Gold Loans

The company leverages both receivable aging data and the management overly to estimate potential credit losses for gold loans. The flow rate matrix approach analyzes how loans transition through delinquency stages, while the management overly considers factors like loan-to-value ratio, historical recovery data, and industry benchmarks to account for limited default recovery data. This comprehensive approach helps the company make informed provisions for potential losses associated with their gold loan portfolio.



Expected Credit Loss for the Financial Assets other than Loans
As at March 31, 2025

Particulars	Gross Carrying Amount at Default	Expected Credit Loss	Carrying amount Net of Impairment Provision
Cash and cash equivalents	9,480.44	-	9,480.44
Bank balance other than cash and cash equivalents	3,191.93	-	3,191.93
Other financial assets	1,179.87	-	1,179.87
	13,852.14	-	13,852.14

As at March 31, 2024

Particulars	Gross Carrying Amount at Default	Expected Credit Loss	Carrying amount Net of Impairment Provision
Cash and cash equivalents	6,142.03	-	6,142.03
Bank balance other than cash and cash equivalents	1,639.24	-	1,639.24
Other financial assets	814.35	-	814.35
	8,595.62	-	8,595.62

The company has not provided ECL on cash and cash equivalents, bank balance other than cash and cash equivalents as these instruments are short term in nature and there is no history of defaults in the past. Also there has not been any changes in the credit rating of these custodians.

Credit Quality of Loans

The table below shows the credit quality and the maximum exposure to credit risk based on the Group's internal credit rating system and year-end stage classification. The amounts presented are gross of impairment allowances.

Particulars	FY 2024-25			
	Stage 1	Stage 2	Stage 3	Total
0 DPD	2,15,514.46	-	-	2,15,514.46
(1-30) DPD	9,532.48	-	-	9,532.48
(31-60) DPD	-	10,956.72	-	10,956.72
(61-90) DPD	-	2,234.85	-	2,234.85
(91-120) DPD	-	-	1,730.03	1,730.03
(>120) DPD	-	-	121.46	121.46

Particulars	FY 2023-24			
	Stage 1	Stage 2	Stage 3	Total
0 DPD	149,532.90	-	-	1,49,532.90
(1-30) DPD	10,134.10	-	-	10,134.10
(31-60) DPD	-	117.87	-	117.87
(61-90) DPD	-	49.26	-	49.26
(91-120) DPD	-	-	48.67	48.67
(>120) DPD	-	-	24.35	24.35



An analysis of changes in the gross carrying amount and the corresponding ECL allowances is, as follows:

Particulars	FY 2024-25			
	Stage 1	Stage 2	Stage 3	Total
Gross carrying amount opening balance	1,58,203.35	167.13	73.02	158,443.50
Add: EIR impact of Service charges received	1,463.66	-	-	1,463.66
New assets originated or purchased	5,94,487.52	-	-	5,94,487.52
Assets derecognised or repaid (excluding write offs)	-5,12,676.16	-	-	-5,12,676.16
Transfers to Stage 1	-	-	-	-
Transfers to Stage 2	-17,092.24	17,092.24	-	-
Transfers to Stage 3	-1,853.76	-3,881.05	5,734.81	-
Amounts written off	-45.42	-	-3,871.78	-3,917.20
Gross carrying amount closing balance	2,22,486.94	13,378.33	1,936.05	2,37,801.32
Less: EIR impact of Service charges received	-1,144.34	-	-	-1,144.34
Gross carrying amount closing balance net of EIR impact of service charge received	2,23,631.28	13,378.33	1,936.05	2,38,945.66

Particulars	FY 2023-24			
	Stage 1	Stage 2	Stage 3	Total
Gross carrying amount opening balance	62,218.59	54.96	4.63	62,278.18
Add: EIR impact of Service charges received	343.77	-	-	343.77
New assets originated or purchased	3,22,847.08	-	-	3,22,847.08
Assets derecognised or repaid (excluding write offs)	-2,25,561.87	-	-	-2,25,561.87
Transfers to Stage 1	-	-	-	-
Transfers to Stage 2	-112.17	112.17	-	-
Transfers to Stage 3	-68.39	-	68.39	-
Amounts written off	-	-	-	-
Gross carrying amount closing balance	1,59,667.01	167.13	73.02	1,59,907.16
Less: EIR impact of Service charges received	1,463.66	-	-	1,463.66
Gross carrying amount closing balance net of EIR impact of service charge received	1,58,203.35	167.13	73.02	1,58,443.50



Reconciliation of ECL balance is given below:

Particulars	FY 2024-25			
	Stage 1	Stage 2	Stage 3	Total
ECL allowance - opening balance	1,3765.55	51.33	73.02	1,500.91
New assets originated or purchased	7,224.61	-	-	7,224.61
Assets derecognised or repaid (excluding write offs)	-1,385.46	-51.33	-73.02	-1,509.81
Transfers to Stage 1	-5,209.11	5,209.11	-	-
Transfers to Stage 2	-942.11	-3,890.34	4,827.03	-5.41
Transfers to Stage 3	-	-	-	-
Impact on year end ECL of exposures transferred between stages during the year	1,064.49	1,318.77	4,827.03	7,210.29
Amounts written off	-	-	3,871.78	3,871.78
ECL allowance - closing balance	1,064.49	1,318.77	955.265	3,338.52

Particulars	FY 2023-24			
	Stage 1	Stage 2	Stage 3	Total
ECL allowance - opening balance	384.85	1.83	2.72	389.39
New assets originated or purchased	1,500.91	-	-	1,500.91
Assets derecognised or repaid (excluding write offs)	-384.85	-1.83	-2.72	-389.39
Transfers to Stage 1	-51.33	-	-	-
Transfers to Stage 2	-73.02	51.33	-	-
Transfers to Stage 3	-	-	73.01	-
Impact on year end ECL of exposures transferred between stages during the year	1,376.55	-	-	-
Amounts written off	-	-	-	-
ECL allowance - closing balance	1,376.55	51.33	73.01	1,500.91

42.3 Liquidity Risk

Liquidity risk refers to the risk that the Group may not meet its financial obligations. Liquidity risk arises due to the unavailability of adequate funds at an appropriate cost or tenure. The objective of liquidity risk management is to maintain sufficient liquidity and ensure that funds are available for use as per requirements. The Group consistently generates sufficient cash flows from operating and financial activities to meet its financial obligations as and when they fall due. Our resource mobilisation team sources funds from multiple sources, including from banks, financial institutions and capital markets to maintain a healthy mix of sources. The resource mobilisation team is responsible for diversifying fund raising sources, managing interest rate risks and maintaining a strong relationship with banks, financial institutions, mutual funds, insurance companies, other domestic and foreign financial institutions and rating agencies to ensure the liquidity risk is well addressed. The maturity schedule for all financial liabilities and assets are regularly reviewed and monitored.



The following table shows the maturity analysis of financial liabilities of the Company based on contractually agreed undiscounted cash flows as at the Balance Sheet date:

Particulars	upto 1 month	over one month to 2 months	Over 2 months to 3 months	Over 3 months to 6 months	Over 6 months upto 1 year	Over 1 upto 3 years	Over 3 years upto 5 years	Total
As at March 31, 2025								
Trade payables	181.14	-	-	-	-			184.14
Debt Securities	2,591.99	7,426.99	519.49	7,760.98	13,021.97	36,029.66	-	67,351.10
Borrowings (other than debt securities)	3,146.03	3,213.00	3,162.45	9,877.66	16,064.37	91,545.14	-	1,27,008.65
Lease liabilities	70.55	70.83	70.94	213.92	436.82	1,617.95	1,953.46	4,343.4
Other financial liabilities	1,261.16	84.47	-	80.62	-	-	-	1,426.25
Total	7,253.87	10,795.29	3,752.88	17,933.19	29,523.16	1,29,192.75	-	2,00,404.59
As at March 31, 2024								
Trade payables	78.67	-	-	-	-			78.67
Debt Securities	1,651.66	6,545.83	1,568.33	8,940.00	15,447.69	14,725.04	-	48,878.56
Borrowings (other than debt securities)	5,049.46	5,142.65	6,278.93	16,292.51	26,639.31	20,711.83	41,.66	80,156.35
Lease liabilities	45.94	45.63	45.09	132.35	244.49	928.70	2,071.20	3,513.41
Other financial liabilities	85.27	-	-	-	1,159.07	-	-	1,244.34
Total	6,911.00	11,734.11	7,892.35	25,364.86	43,490.56	36,365.57	2,112.86	1,33,871.32

42.4 Market Risk

Market Risk is the risk that the fair value or the future cash flows of a financial instrument will fluctuate because of changes in market factor. Such changes in the values of financial instruments may result from changes in the interest rates, credit, liquidity, and other market changes. The objective of market risk management is to avoid excessive exposure of our earnings and equity to loss and reduce our exposure to the volatility inherent in financial instruments. There are broadly two types of market risks: (a) Interest rate risk, and (b) Price risk.

a Interest rate risk

Interest rate risk is the risk that the fair value of future cash flows of a financial instrument will fluctuate because of changes in market interest rates. The Company is subject to interest rate risk, primarily since it lends to customers at fixed rates and for short maturity periods.

The Company borrows at both fixed and floating interest rates for different periods. Floating rates gives rise to interest rate risk. Interest rates are highly sensitive to many factors beyond control, including the monetary policies of the Reserve Bank of India, deregulation of the financial sector in India, domestic and international economic and political conditions, inflation and other factors. In order to manage interest rate risk, the Company seek to optimize borrowing profile between short-term and long-term loans. The Company adopts funding strategies to ensure diversified resource-raising options to minimize cost and maximize stability of funds. Assets and liabilities are categorized into various time buckets based on their maturities. The Interest Rate Risk is mitigated by availing funds at very competitive rates through diversified borrowings and for different tenors.

The following table demonstrates the sensitivity to a reasonably possible change in the interest rates on the portion of borrowings affected. With all other variables held constant, the profit before taxes affected through the impact on floating rate borrowings are as follows:

Impact on Profit before taxes	As at March 31, 2025	As at March 31, 2024
On Floating Rate Borrowings:		
1% increase in interest rates	1,760.29	869.55
1% decrease in interest rates	-1,760.29	-869.55



b Price risk

The company offers Gold loan as the product and is exposed to Price Risk on account of sudden change in price of Gold. Sudden fall in the gold price or fall in the value of the pledged gold ornaments can result in some of the customers to default if the loan amount and interest exceeds the market value of gold. This risk is in part gets mitigated by a minimum 25% margin retained on the value of gold jewellery at the time of sanction of loan. Further, we appraise the gold jewellery collateral solely based on the weight of its gold content, excluding weight and value of the stone studded in the jewellery. In addition, the sentimental value of the gold jewellery to the customers may induce repayment and redemption of the collateral even if the value of gold ornaments falls below the value of the repayment amount. An occasional decrease in gold prices will not increase price risk significantly on account of our adequate collateral security margins, short tenure of the gold loans and quality valuation done at the time of sanction. However, a sustained decrease in the market price of gold can additionally cause a decrease in the size of our loan portfolio and our interest income.

42.5 Operational and business risk

Operational risk is the risk of loss arising from systems failure, human error, fraud or external events. When controls fail to operate effectively, operational risks can cause damage to reputation, have legal or regulatory implications, or lead to financial loss. The Company cannot expect to eliminate all operational risks, but it endeavours to manage these risks through a control framework and by monitoring and responding to potential risks. Controls include effective segregation of duties, access, authorisation and reconciliation procedures, staff education and assessment processes, such as the use of internal audit.

43. Capital Management

The primary objectives of the Company's capital management are to ensure that the Company complies with externally imposed capital requirements and maintains strong credit ratings and healthy capital ratios in order to support its business and to maximise shareholder value.

The Company manages its capital structure and makes adjustments to it according to changes in economic conditions and the risk characteristics of its activities. In order to maintain or adjust the capital structure, the Company may adjust the amount of dividend payment to shareholders, return capital to shareholders or issue capital securities.

44. Other regulatory disclosures

44.1

No proceedings have been initiated on or are pending against the Company for holding benami property under the Benami Transactions (Prohibition) Act, 1988 (45 of 1988) and rules made thereunder.

44.2

The Company has not been declared wilful defaulter by any bank or financial institution or other lender.

44.3

The Company has no transactions with the companies struck off under Section 248 of the Companies Act, 2013 or Section 560 of the Companies Act, 1956.

44.4

The Company has not entered into any scheme of arrangement which has an accounting impact on current or previous financial year.

44.5

No funds have been advanced or loaned or invested (either from borrowed funds or share premium or any other sources or kind of funds) by the Company to or in any other person or entity, including foreign entities ("Intermediaries") with the understanding, whether recorded in writing or otherwise, that the Intermediary shall lend or invest in party identified by or on behalf of the Company (Ultimate Beneficiaries). The Company has not received any fund from any party (Funding Party) with the understanding that the Company shall whether, directly or indirectly lend or invest in other persons or entities identified by or on behalf of the Company ("Ultimate Beneficiaries") or provide any guarantee, security or the like on behalf of the Ultimate Beneficiaries

44.6

There is no income surrendered or disclosed as income during the current or previous year in the tax assessments under the Income Tax Act, 1961, that has not been recorded previously in the books of account.

44.7

All charges or satisfaction are registered with ROC within the statutory period for the financial year ended March 31, 2025. No charges or satisfactions are yet to be registered with ROC beyond the statutory period.

44.8

The Company has not revalued its Property, Plant and Equipment (including Right-of Use Assets) based on the valuation by a registered valuer as defined under rule 2 of Companies (Registered Valuers and Valuation) Rules, 2017.

44.9

The Company has not traded or invested in crypto currency or virtual currency during the current or previous financial year.

44.10

There is no amount due and outstanding to be credited to Investor Education And Protection Fund.

44.11.

The Company has opted for new regime of taxation u/s 115BAA.



45. Schedule to the Standalone Balance Sheet of a Non-deposit taking Non-Banking Financial Company

As required in term of Paragraph 31 of Master Direction – Reserve Bank of India (Non-Banking Financial Company – Scale Based Regulation) Directions, 2023

Liabilities Side:

1.

Liabilities Side	Amount Outstanding	Amount Overdue
Loans and Advances availed by the non-banking financial company inclusive of interest accrued thereon but not paid:		
a) Debenture	-	-
Secured	67,351.10	-
Unsecured	-	-
(Other than failing within the meaning of public deposits)	-	-
b) Deferred Credits	-	-
c) Term Loans	1,27,008.65	-
d) Inter-Corporate loans and borrowings	-	-
e) Commercial Paper	-	-
f) Other Loans (Specify Nature)	-	-

2.

Break-up of (1)(f) above (Outstanding public deposits inclusive of interest accrued thereon but not paid) :	Amount Outstanding	Amount Overdue
a) In the form of unsecured Debentures	-	-
b) In the form of partly secured debentures i.e. debentures where there is a shortfall in the value of security	-	-
c) Other public deposits	-	-

3. Asset Side

Breakup of Loans and Advances including bills receivables (other than those included in (4) below) :	Amount Outstanding
a) Secured	1,75,835.76
b) Unsecured	59,771.39

4.

Breakup of Leased Assets and stock on hire and other assets counting towards AFC activities	Amount Outstanding
i) Lease assets including lease rentals under sundry debtors:	
a) Financial Lease	-
b) Operating Lease	-
ii) Stock on hire including hire charges under sundry debtors:	
a) Assets on hire	-
b) Repossessed Assets	-
iii) Other loans counting towards AFC activities	
a) loans where assets have been repossessed	-
b) Loans other than (a) above	-

Breakup of Investments:	Amount Outstanding
Current Investments	
1. Quoted:	
i) Shares	
a) Equity	-
b) Preference	-
ii) Debentures	-
iii) Units of Mutual Funds	-
iv) Government Securities	-
v) Others (Please Specify)	-
2. Unquoted:	
i) Shares	
a) Equity	-
b) Preference	-
ii) Debentures	-
iii) Units of Mutual Funds	-
iv) Government Securities	-
v) Others (Please Specify)	-
Long Term Investments:	
1. Quoted	
i) Shares	
a) Equity	-
b) Preference	-
ii) Debentures	-
iii) Units of Mutual Funds	-
iv) Government Securities	-
v) Others (Please Specify)	-
2. Unquoted	
i) Shares	
a) Equity	1,221.25
b) Preference	-
ii) Debentures	-
iii) Units of Mutual Funds	-
iv) Government Securities	-
v) Others (Venture Capital Fund)	-



6. Borrower group wise classification of assets financed as in (3) and (4) above:

Category	Amount net of provisions		
	Secured	Unsecured	Total
1. Related Parties	-	-	-
a) Subsidiaries	-	-	-
b) Companies in the same group	-	-	-
c) Other related parties	-	-	-
2. Other than related parties	1,75,835.76	59,771.39	2,35,607.15
Total	1,75,835.76	59,771.39	2,35,607.15

7. Investor group wise classification of all investments (current and long term) in shares and securities (both quoted and unquoted) :

Category	Market Value/ Break up or fair value or NAV	Book Value (Net of Provisions)
1. Related Parties		
a) Subsidiaries	1,221.25	1,221.25
b) Companies in the same group	-	-
c) Other Related Parties	-	-
2. Other than related parties	-	-
a) Listed Equity Shares	-	-
b) Mutual funds	-	-
c) Debentures/ Bonds	-	-
d) Special Purpose Vehicle	-	-
Total	1,221.25	1,221.25

8. Other Information

Particulars	Amount
i) Gross Non Performing Assets	-
a) Related Parties	-
b) Other relating parties	1,851.50
ii) Net Non-Performing Assets	-
a) Related Provisions	-
b) Other than related parties	-
iii) Assets acquired in satisfaction of debt	-

46. Regulatory capital

Regulatory Capital	For the year ended March 31, 2025	For the year ended March 31, 2024
CRAR	25.12%	23.63%
CRAR – Tier I capital (%)	23.87%	22.60%
CRAR – Tier II capital (%)	1.25%	1.03%
Amount of subordinated debt raised as Tier-II capital	-	-
Amount raised by issue of perpetual debt instruments	-	-
Leverage Ratio	3.37	4.03

47. Exposures

1. Exposure to Real Estate Sector

Category	For the year ended March 31, 2025	For the year ended March 31, 2024
(i) Direct exposure		
(a) Residential Mortgages-		
Lending secured by mortgage on residential property that is or will be occupied by the borrower or that is rented: (Individual housing loans up to Rs. 15 lakh may be shown separately)	18,061.31	7,992.79
(b) Commercial Real Estate -	-	-
Lending secured by mortgages on commercial real estates (office buildings, retail space, multipurpose commercial premises, multi-family residential buildings, multi-tenanted commercial premises, industrial or warehouse space, hotels, land acquisition, development and construction, etc.). Exposure would also include non-fund based (NFB) limits;	-	-
(c) Investments in Mortgage Backed Securities (MBS) and other securitized exposures -	-	-
a. Residential	-	-
b. Commercial Real Estate	-	-
ii) Indirect exposure	-	-
Fund based and non-fund based exposures on National Housing Bank (NHB) and Housing Finance Companies (HFCs)	-	-
Total Exposure to Real Estate Sector	18,061.31	7,992.79

2. Exposure to capital market

Particulars	For the year ended March 31, 2025	For the year ended March 31, 2024
i) Direct investment in equity shares, convertible bonds, convertible debentures and units of equity oriented mutual funds the corpus of which is not exclusively invested in corporate debt	1,221.25	1,221.25
Total exposure to capital market	1,221.25	1,221.25

3. Sectoral Exposure

Particulars	Current Year			Previous Year		
	Total Exposure	Gross NPAs	Percentage of Gross NPAs to total exposure in that sector	Total Exposure	Gross NPAs	Percentage of Gross NPAs to total exposure in that sector
1. Agriculture and Allied Activities	53,697.87	933.44	1.74%	59,256.65	15.00	0.02%
2. Industry - Others	9,867.02	342.15	3.47%	15,089.88	7.00	0.03%
3. Services	4,158.78	208.17	5.01%	8,164.47	2.00	0.01%
4. Personal Loans	-	-	0.00%	-	-	0.00%
5. Others, if any	1,67,170.10	370.01	0.22%	73,634.39	49.00	0.02%

4. There are no intra-group exposures during the year ended 31st March 2025 and year ended 31st March 2024.

48. Concentration of Advances, Exposures and NPAs

1. Concentration of Advances

Particulars	Amount
Total Advances to twenty largest borrowers	1,985.92
Percentage of Advances to twenty largest borrowers to Total Advances of the NBFC	0.84%



2. Concentration of Exposures

Particulars	Amount
Total Exposure to twenty largest borrowers/customers	1,985.92
Percentage of Exposures to twenty largest borrowers/customers to Total Exposure of the NBFC on borrowers/customers	0.84%

3. Concentration of NPAs

Particulars	Amount
Total Exposure to top four NPA accounts	32

4. Sector-wise NPAs

Particulars	Percentage of NPAs to Total Advances in that sector
1. Agriculture and Allied Activities	1.74%
2. Industry - Others	3.47%
3. Services	5.01%
4. Personal Loans	-
5. Others, if any	0.00

49. Movement of NPAs

Particulars	For the year ended March 31, 2025	For the year ended March 31, 2024
(i) Net NPAs to Net Advances (%)	0.38%	0.00%
(ii) Movement of NPAs (Gross)		
(a) Opening balance	73.02	4.63
(b) Additions during the year	1,851.50	68.39
(c) Reductions during the year	73.02	-
(d) Closing balance	1,851.50	73.02
(ii) Movement of NPAs (Net)		
(a) Opening balance	-	1.91
(b) Additions during the year	905.11	-
(c) Reductions during the year	-	1.91
(d) Closing balance	905.11	-
(iv) Movement of provisions for NPAs (excluding provisions on standard assets)		
(a) Opening balance	73.02	2.72
(b) Additions during the year	946.39	70.30
(c) Reductions during the year	73.02	-
(d) Closing balance	946.39	73.02

50. Details of Gold Loan related Auctions Conducted

Particulars	FY 2024-25	FY 2023-24
No. of Auctions Conducted	4	11
No. of Loan accounts involved	318	5260
Outstanding Value of Loans	303	5,041
Value Fetched in Auction	305	5,018
Participation of any sister concern in the auctions	NO	NO

51. Disclosure of complaints

Summary information on complaints received by the NBFCs from customers and from the Offices of Ombudsman

S.no.	Particulars	For the year ended March 31, 2025	For the year ended March 31, 2024
	Complaints received by the NBFC from its customers		
1.	Number of complaints pending at beginning of the year	0	125
2.	Number of complaints received during the year	565	125
3.	Number of complaints disposed during the year	564	125
3.1	Of which, number of complaints rejected by the NBFC	1	-
4.	Number of complaints pending at the end of the year	-	-
	Maintainable complaints received by the NBFC from Office of Ombudsman	-	-
5.	Number of maintainable complaints received by the NBFC from Office of Ombudsman	-	-
5.1	Of 5, number of complaints resolved in favour of the NBFC by Office of Ombudsman	-	-
5.2	Of 5, number of complaints resolved through conciliation/mediation/ advisories issued by Office of Ombudsman	-	-
5.3	Of 5, number of complaints resolved after passing of Awards by Office of Ombudsman against the NBF	-	-
6.	Number of Awards unimplemented within the stipulated time (other than those appealed)	-	-

Top five grounds of complaints received by the NBFCs from customers

Grounds of complaints, (i.e. complaints relating to)	Number of complaints pending at the beginning of the year	Number of complaints received during the year	% increase/ decrease in the number of complaints received over the previous year	Number of complaints pending at the end of the year	Of 5, number of complaints pending beyond 30 days
1	2	3	4	5	6
Current Year					
Related to Loans and Advances	-	560	428	1	1
Related to Staff Behaviour	-	5	-74%	-	-
Total		565			
Previous Year					
Related to Loans and Advances	-	106	100%	-	-
Related to Staff Behaviour	-	19	100%	-	-
Total	-	125	-	-	-

52. Licenses obtained from other financial sector regulators

i. The Company is registered with the following regulators:

- Ministry of Corporate Affairs (MCA)
- Securities Exchange Board of India (SEBI)
- Ministry of Finance (FIU-Ind)
- Central Registry of Securitization Asset Reconstruction and Security Interest of India (CERSAI)

ii. The company has also applied for registration as Corporate Agent to the Insurance Regulatory and Development Authority of India (IRDAI).

53. There has been no drawdown from reserve during the year ended 31st March 2025 and 31st March 2024.

54. Disclosure of Penalties and strictures imposed by regulators- NIL(PY- INR 17.39 Lakhs for contravention of the provisions of Regulation 60 (2), 52(1), 52(4), 52(7)/(7A) & 54(2) of the SEBI Act, 1992

55. Ratings assigned by Credit Rating Agencies and migration during the year

Nature of instruments	Rating Agency	March 31, 2025	March 31, 2024
Non-convertible debentures	ICRA	ICRA[BBB] (Stable)	ICRA[BBB] (Stable)
Non-convertible debentures	CRISIL	CRISIL BBB/Stable	CRISIL BBB/Stable
Non-convertible debentures	India Ratings	IND BBB+/Stable	-
Term Loans	ICRA	[ICRA]BBB(Stable)/ [ICRA]A3+	[ICRA]BBB(Stable)/ [ICRA]A3+
Term Loans	CRISIL	CRISIL BBB/Stable	CRISIL BBB/Stable
Term Loans	India Ratings	IND BBB+/Stable	-

56. Related Party Transactions - Refer note 37 for related party transactions and related disclosures

57. Information on instances of fraud - The frauds detected and reported for the year amounted to INR 61.52 Lakhs (PY - NIL)

58. **Derivatives - Forward Rate Agreement / Interest Rate Swap** - Not Applicable

59. Exposures

a) Details of financing of parent company products - Not Applicable

b) Details of Single Borrower Limited (SGL) / Group Borrower Limit (GBL) exceeded by the NBFC – NIL

60. Unsecured Advances

Particulars	For the year ended March 31, 2025	For the year ended March 31, 2024
(i) The exposure to unsecured advances	59,771.39	78,919.99

61. Details of transaction with non-executive directors:

Independent Non-Executive Directors have no pecuniary relationship with the company, except for receiving sitting fees for the meetings attended. For transactions with other Non- Executive and Executive Directors please refer note 36 for related party transactions and related disclosures.

62. Divergence in Asset Classification and Provisioning

There is no divergence in Asset Classification and Provisioning requirements such as the disclosure requirement of the same is not applicable for the company.

63. Breach of covenant

There are no instances of breaches of covenant of loans availed for debt securities issued during the current year as well as previous year.

64. Advances Against Intangible Securities

The Company has not given any loans against intangible securities.

65. Overseas Assets

There are no overseas assets owned by the Company.

66. Off- Balance Sheet SPVs Sponsored

The Company has not sponsored any SPVs. Accordingly this disclosure is not applicable.



67. Net profit / loss for the year, prior period, changes in accounting policies

During the current financial year, no changes in accounting policies affected the net profit. However, certain prior period errors were identified and corrected in accordance with Ind AS 8. These corrections have been accounted for prospectively, with adjustments made to the retained earnings' opening balances as of April 1, 2024. The errors did not impact the net profit for the current year.

Nature of Prior Period Errors:

1. An overstatement of accrued interest due to an MIS computation oversight resulted in the overstatement of income amounting to Rs. 750 lakhs in the financials for the financial year 2023-24.
2. An amount of Rs. 49.63 lakhs was payable to borrowers on account of auction surplus payable during the financial years 2022-23 and 2023-24, which was previously unrecognized. The total adjustment of Rs. 799.63 lakhs has been recognized by factoring the same in the opening balances of retained earnings as at April 1, 2024. There was no impact on the net profit for the current year. Enhanced internal controls and checks have since been implemented to prevent such oversights in the future. These changes have been reviewed and acknowledged by the statutory auditors. In accordance with Ind AS 8, the same has been recorded prospectively. For further details, refer to Note No. 20.

68. Revenue Recognition

Revenue recognition has not been postponed due to the pending resolution of significant uncertainties in respect of any revenue stream of the Company.

69. Consolidated Financial Statements (CFS)

The Company has 1 wholly owned subsidiary as on March 31, 2025 and has consolidated financial statement of its all the underlying subsidiaries in accordance with the requirement of Ind AS 110 - Consolidated Financial Statements.

70. Loans to Directors, Senior Officers and relatives of Directors

Particulars	For the year ended March 31, 2025	For the year ended March 31, 2024
1) Directors and their relatives	-	-
2) Entities associated with directors and their relatives	-	-
3) Senior Officers and their relatives	-	-

71. Remuneration of Directors

Refer note 37 for related party transactions and related disclosures.

72. Management

The annual report has a detailed chapter on Management Discussion and Analysis.

73. Off-Balance sheet exposure

Particulars	For the year ended March 31, 2025	For the year ended March 31, 2024
Estimated amount of contracts remaining to be executed on capital account, net of advances and not provided for	159.13	35.44
Commitments related to loans sanctioned but undrawn	-	-
Total	159.13	35.44



**74. Asset Classification as per RBI Norms
For the year ended 31 March 2025**

Particulars	Asset classification as per Ind AS 109	Gross Carrying Amount as per Ind AS	Loss Allowances (Provisions) as required under Ind AS 109	Net Carrying Amount	Provisions required as per IRACP norms (including income deferred)	Difference between Ind AS 109 provisions and IRACP norms
(1)	(2)	(3)	(4)	(5) = (3) – (4)	(6)	(7) = (4) – (6)
Performing Assets						
Standard	Stage 1	2,25,046.87	1,073.39	2,23,973.54	900.19	173.21
	Stage 2	13,191.72	1,318.77	11,872.83	52.77	1,265.97
Sub Total		2,38,238.50	2,392.13	2,35,846.37	952.95	1,439.18
Non- Performing Assets (NPA)						
Substandard	Stage 3	1,851.50	946.39	905.11	185.15	761.24
Doubtful - up to 1 year	Stage 3	-	-	-	-	-
1 to 3 years	Stage 3	-	-	-	-	-
More than 3 years	Stage 3	-	-	-	-	-
Subtotal for doubtful		1,851.50	946.39	905.11	185.15	761.24
Loss Assets	Stage 3	-	-	-	-	-
Subtotal for NPA		1,851.50	946.39	905.11	185.15	761.24
Other items such as guarantees, loan commitments, etc. which are in the scope of Ind AS 109 but not covered under current Income Recognition, Asset Classification and Provisioning (IRACP) norms	Stage 1	-	-	-	-	-
	Stage 2	-	-	-	-	-
	Stage 3	-	-	-	-	-
Sub total		1,851.50	946.39	905.11	185.15	761.24
Total (On book assets)	Stage 1	2,25,046.94	1,073.39	2,23,973.54	900.19	173.21
	Stage 2	13,191.57	1,318.74	11,872.83	52.77	1,265.97
	Stage 3	1,851.50	946.39	905.11	185.15	761.24
	Total	2,40,090.00	3,338.52	2,36,751.48	1,138.10	2,200.41

For the year ended 31 March 2024

Particulars	Asset classification as per Ind AS 109	Gross Carrying Amount as per Ind AS	Loss Allowances (Provisions) as required under Ind AS 109	Net Carrying Amount	Provisions required as per IRACP norms (including income deferred)	Difference between Ind AS 109 provisions and IRACP norms
(1)	(2)	(3)	(4)	(5) = (3) – (4)	(6)	(7) = (4) – (6)
Performing Assets						
Standard	Stage 1	1,59,667.01	1,406.58	1,58,260.42	638.67	767.91
	Stage 2	167.13	21.30	145.83	0.67	20.63
Sub Total		1,59,834.14	1,427.88	1,58,406.25	639.34	788.55
Non- Performing Assets (NPA)						
Substandard	Stage 3	69.31	69.31	-	6.93	62.38
Doubtful - up to 1 year	Stage 3	3.71	3.71	-	3.71	-
1 to 3 years	Stage 3	-	-	-	-	-
More than 3 years	Stage 3	-	-	-	-	-
Subtotal for doubtful		73.02	73.02	-	10.64	62.38
Loss Assets	Stage 3	-	-	-	-	-
Subtotal for NPA		73.02	73.02	-	10.64	62.38
Other items such as guarantees, loan commitments, etc. which are in the scope of Ind AS 109 but not covered under current Income Recognition, Asset Classification and Provisioning (IRACP) norms	Stage 1	-	-	-	-	-
	Stage 2	-	-	-	-	-
	Stage 3	-	-	-	-	-
Sub total		73.02	73.02	-	10.64	62.38
Total (On book assets)	Stage 1	1,59,667.01	1,406.58	1,58,260.42	638.67	767.91
	Stage 2	167.13	21.30	145.83	0.67	20.63
	Stage 3	73.02	73.02		6.93	62.38
	Total	1,59,907.16	1,500.91	1,58,406.25	646.27	850.93

75. Provisions and Contingencies

Break up of 'Provisions and Contingencies' shown under the head Expenditure in Profit and Loss Account	For the year ended March 31, 2025	For the year ended March 31, 2024
Provisions for depreciation on Investment	-	-
Provision towards NPA	946.39	73.02
Provision made towards Income tax	1,858.51	2,388.02
Other Provision and Contingencies (Gratuity & Compensated Absences)	144.58	77.47
Provision for Standard Assets	1,427.90	1,150.33



76. DISCLOSURE ON LIQUIDITY RISK AS ON March 31, 2025

RBI has issued guidelines on Liquidity Risk Management Framework for Non-Banking Financial Companies and Core Investment Companies vide circular RBI/2019-20/88 DOR.NBFC (PD) CC. No.102/03.10.001/2019-20 dated 04th November 2019. According to the said guidelines, NBFCs' with asset size of INR 100 Crores and above, are required to publicly disclose the below information related to liquidity risk on a quarterly basis. Accordingly, the disclosures on liquidity risk as at March 31, 2025 are as under

1. Funding Concentration based on significant counterparty (both deposits and borrowings)

Number of Significant Counterparties	Amount (INR in crores)	% of Total Liabilities
42	1,942.64	96.74%

*Including Securitization

*Significant Counterparties is defined as a single counterparty or group of connected or affiliated counterparties accounting in aggregate for more than 1% of the NBFC-NDSI's, NBFC-D's total liabilities and 10% for other non-deposit taking NBFC

2. Top 20 large deposits (amount in ₹ crore and percent of total deposits) – Not Applicable

3. Top 10 borrowings (amount Rs. in crore and percent of total borrowings)

Term Loan/NCD/Securitisation	% of total borrowings
571.18	29.40%

4. Funding Concentration based on significant instrument/product

Name of the instrument/product	Amount (INR in crores)	% of Total Liabilities
Term Loan	983.12	48.96%
NCD (Non-Convertible Debentures)	674.84	33.60%
Securitisation (PTC)	284.68	14.18%

**Significant instrument/product" is defined as a single instrument/product of group of similar instruments/products which in aggregate amount to more than 1% of the NBFC-NDSI's, NBFC-Ds total liabilities and 10% for other non-deposit taking NBFCs.

5. Stock Ratios

Particulars	March 31, 2025
Commercial Papers to Total Public Funds	NA
Commercial Papers to Total Liabilities	NA
Commercial Papers to Total Assets	NA
NCDs (Original Maturity <1 yrs.) to Total Public Funds	NA
NCDs (Original Maturity <1 yrs.) to Total Liabilities	NA
NCDs (Original Maturity <1 yrs.) to Total Assets	NA
Other Short Term Liabilities to Total Public Funds	63.46%
Other Short Term Liabilities to Total Liabilities	61.42%
Other Short Term Liabilities to Total Assets	47.37%



6. Institutional set-up for liquidity risk management

The Board of Directors of the Company has an overall responsibility and oversight for the management of all the risks, including liquidity risk. The Board approves the governance structure, policies, strategy, and the risk tolerance limit for the management of liquidity risk.

The Company has an Asset Liability Management Committee (ALCO), a management level committee to handle liquidity risk management. The ALCO meetings are held at periodic intervals. At the top level, the Risk Management Committee (RMC), a sub-committee of the Board of Directors of the Company, oversees the liquidity risk management. The RMC subsequently updates the Board of Directors on the same.

77. Disclosures to be made in Notes to Accounts by originator

"Disclosure pursuant to the Reserve Bank of India (Securitisation of standard Assets) Direction, 2021" ("RBI Securitisation Direction")

Disclosure as per the RBI securitisation Directions for securitisation transaction as an originator

Sl. No.	Particulars	As at March 31, 2025	As at March 31, 2024
1	No of SPEs holding assets for securitisation transactions originated by the originator (only the SPVs relating to outstanding securitization exposures to be reported here)	14	8
2	Total amount of securitised assets as per books of the SPEs	38,548.56	20,244.53
3	Total amount of exposures retained by the originator to comply with MRR as on the date of balance sheet		
	a) Off-balance sheet exposures	NA	NA
	• First loss		
	• Others		
	b) On-balance sheet exposures	4,298.65	1,590.37
	• First loss (Cash Collateral and Equity tranche)		
	• Others		
4	Amount of exposures to securitisation transactions other than MRR		
	a) Off-balance sheet exposures	NA	NA
	i) Exposure to own securitisations		
	• First loss		
	• Others		
	ii) Exposure to third party securitisations		
	• First loss		
	• Others		
	b) On-balance sheet exposures	9,925.12	1,857.75
	i) Exposure to own securitisations		
	• First loss		
	• Others		
	ii) Exposure to third party securitisations		
	• First loss		
	• Others		
5	Sale consideration received for the securitised assets and gain/loss on sale on account of securitisation	56,828.45	24,442.03
		There is no gain or loss	There is no gain or loss
6	Form and quantum (outstanding value) of services provided by way of, liquidity support, post-securitisation asset servicing, etc.	-	-
7	Performance of facility provided. Please provide separately for each facility viz. Credit enhancement, liquidity support, servicing agent etc. Mention percent in bracket as of total value of facility provided.		
	Credit Enhancement - Cash Collateral		
	(a) Amount paid	2,645.68	1,486.80
	(b) Repayment received		
	(c) Outstanding amount		
		2,645.68	1,486.80



I. No.	Particulars	As at March 31, 2025	As at March 31, 2024
8	Average default rate of portfolios observed in the past. Please provide breakup separately for each asset class i.e. RMBS, Vehicle Loans etc	**	**
9	Amount and number of additional/top up loan given on same underlying asset. Please provide breakup separately for each asset class i.e. RMBS, Vehicle Loans etc	Nil	Nil
10	Investor complaints (a) Directly/Indirectly received and; (b) Complaints outstanding	Nil	Nil

** There is no relevant information due to limited vintage due to which average default rates can be disclosed.

B) Details of financial assets sold to Securitisation / Reconstruction Company for Asset Reconstruction

During the year, the Company has not sold any financial assets to Securitisation / Reconstruction Company for Asset Reconstruction (March 31, 2024: Nil)

78. The company has not sponsored any off Balance Sheet SPVs which are required to be consolidated as per accounting norms for the year ended March 31, 2025.

79. Corporate Governance

The Company recognizes that strong governance is fundamental to its ability to ensure transparency, accountability, and effective decision-making to create long-term value for all the stakeholders. The Company's commitment to sound governance practices is embedded in every aspect of the operations, from the boardroom to the frontline. The board of directors comprises a diverse group of individuals with a wide range of financial skills and experience. The Board has maintained a balanced mix of 3 Independent Directors, 1 Woman Executive Director and 1 Non-Executive Director to ensure robust oversight and strategic guidance. The Board of Directors plays a crucial role in guiding the company's direction and evaluating the performance according to corporate governance norms.

80.

The Indian Parliament has approved the Code on Social Security, 2020 which would impact the contributions by the company towards Provident Fund and Gratuity. The Ministry of Labour and Employment has released draft rules for the Code on Social Security, 2020 on November 13, 2020, and has invited suggestions from stakeholders which are under active consideration by the Ministry. The Company will assess the impact and its evaluation once the subject rules are notified and will give appropriate impact in its financial statements in the period in which, the Code becomes effective and the related rules to determine the financial impact are published.

81.

Previous year figures have been recasted & regrouped wherever necessary to make them comparable with current year figures.

Notes to accounts form an integral part of standalone financial statements

As per our report of even date

For Keertana Finserv Limited

For, M/s. GVCA & Associates.,
(Formerly known as GC Reddy & Associates)
Chartered Accountants
Firm's registration .0100745

CA Vijendra G
Partner
Membership No. 220735
Place : Secunderabad
Date: 02.05.2025
UDIN:25220735BMKQOX9249

Padmaja Gangireddy
Managing Director
DIN: 00004842
Place: Hyderabad
Date: 02.05.2025

Revan Saahith Reddy V.
Chief Financial Officer
Place : Hyderabad
Date: 02.05.2025

Vara Prasad Chaganti
Director
DIN: 09425725
Place : Hyderabad
Date: 02.05.2025

Rajendra Kavikondala
Company Secretary
Place : Hyderabad
Date: 02.05.2025



***CONSOLIDATED FINANCIAL
STATEMENT FOR
THE FINANCIAL YEAR
2024-25***

INDEPENDENT AUDITORS' REPORT

To the Members of Keertana Finserv Limited
(Formerly known as Keertana Finserv Private Limited)

Report on the Audit of the Consolidated Financial Statements

Opinion

We have audited the accompanying consolidated financial statements of Keertana Finserv Limited (Formerly known as Keertana Finserv Private Limited) (hereinafter referred to as "the Holding Company") and its wholly owned subsidiary Keertana Finance Limited (the Holding Company and its wholly owned subsidiary together referred to as "the Group"), which comprise the Consolidated Balance Sheet as at 31st March, 2025, and the Consolidated Statement of Profit and Loss (including Other Comprehensive Income), the Consolidated Statement of Changes in Equity and the Consolidated Statement of Cash Flows for the year then ended, and notes to the consolidated financial statements, including a summary of the material accounting policies and other explanatory information (hereinafter referred to as "the consolidated financial statements").

In our opinion and to the best of our information and according to the explanations given to us, the aforesaid consolidated financial statements give the information required by the Companies Act, 2013 ("the Act"), in the manner so required and give a true and fair view in conformity with Indian Accounting Standards prescribed under section 133 of the Act read with the Companies (Indian Accounting Standards) Rules, 2015, as amended, ("Ind AS") and other accounting principles generally accepted in India, of the consolidated state of affairs of the Group as at March 31, 2025, of its consolidated profit, consolidated comprehensive income, consolidated changes in equity and its consolidated cash flows for the year ended on that date.

Basis for Opinion

We conducted our audit of the consolidated financial statements in accordance with the Standards on Auditing (SAs) specified under section 143(10) of the Companies Act, 2013. Our responsibilities under those Standards are further described in the Auditor's Responsibilities for the Audit of the Consolidated Financial Statements section of our report. We are independent of the Group, in accordance with the ethical requirements that are relevant to our audit of the consolidated financial statements in India in terms of the Code of Ethics issued by the Institute of Chartered Accountants of India ("ICAI") and the relevant provisions of the Companies Act, 2013, and we have fulfilled our other ethical responsibilities in accordance with these requirements. We believe that the audit evidence we have obtained is sufficient and appropriate to provide a basis for our opinion.

Key Audit Matters

Key audit matters are those matters that, in our professional judgement, were of most significance in our audit of the consolidated financial statements of the current period. These matters were addressed in the context of our audit of the consolidated financial statements as a whole, and in forming our opinion thereon, and we do not provide a separate opinion on these matters. We have determined the matters described below to be the key audit matters to be communicated in our report.

Sr.No.	Key Audit Matter	Auditor's Response
1.	<p>Compliance and disclosure requirement Compliance and disclosure requirements under the applicable Indian Accounting Standards (Ind AS), Reserve Bank of India RBI guidelines and other applicable statutory, regulatory and financial reporting framework</p>	<ul style="list-style-type: none"> Assessed the systems and processes laid down by the Company to appropriately ensure compliance and disclosures as per the applicable Ind AS, RBI guidelines and other applicable statutory, regulatory and financial reporting framework. Designed and performed audit procedures to assess the completeness and correctness of the details disclosed having regard to the assumptions made by the management in relation to the applicability and extent of disclosure requirements. Relied on internal records of the Company and external confirmations
2.	<p>IT Systems and Controls The Company uses Information Technology (IT) application for financial accounts and reporting process. Any gap in the financial accounting and reporting process may result in a misstatement, hence we have identified IT systems and controls over financial reporting as a Key Audit Matter</p>	<ul style="list-style-type: none"> Understood the IT systems and controls over key financial accounting and reporting systems. Tested the general IT controls for design and operating effectiveness. Understood the changes made in the IT environment during the year and ascertained its effect on the financial statements controls and accounts. We also assessed, through sample tests, the information generated from these systems which were relied upon for our audit.



S.no.	Key Audit Matter	Auditor's Response
3	<p>Allowance for Expected Credit Loss (ECL) on loan assets As at 31 March, 2025, loan assets aggregated INR 2,35,607.15 lakhs (net of ECL INR 3,338.51 lakhs), which are measured at amortised cost, constituting 90.46% of the Company's total assets. The Group recognized impairment provisions for the loan assets based on expected credit loss (ECL) approach laid down under 'IND AS 109-Financial Instruments'.</p> <p>The estimation of ECL on financial instruments involves significant management judgment and estimates and the use of different modelling techniques and assumptions which could have material impact on reported profits. Significant management judgment and assumptions involved in measuring ECL is required with respect to:</p> <ul style="list-style-type: none"> Ensuring completeness and accuracy of the data considered for assumptions used in the model. Determining the criteria for a significant increase in credit risk Factoring the future economic variables. Techniques used to determine probability of default (PD), loss given default (LGD) and exposure at default (ED). <p>Disclosure: The disclosures regarding the Group's application of Ind AS 109 are key to explaining the key judgments and material input to the ECL results. Further, disclosures to be provided as per RBI circulars with regards to Non – Performing Assets and Provisions are also on area of focus.</p> <p>Considering the significance of the above matter to the overall financial statements, and extent of management's estimates and judgments involved, it requires Auditor's significant attention. Accordingly, we have identified this as a Key Audit Matter.</p>	<p>Principal audit procedures performed:</p> <ul style="list-style-type: none"> We have read and assessed the accounting policies and the policy on ECL approved by the Board of Directors of the Company. We have verified the methodology adopted for computation of ECL ("ECL Model") on loan assets that complies with policies approved by the Board of Directors, procedures, and controls for assessing and measuring credit risk on the loan assets measured at amortized cost. Our audit procedures related to the allowance for ECL on loan assets included the following, among others: Testing the design and effectiveness over the : Completeness and accuracy of the Exposure at Default ("EAD") and the classification thereof into stages consistent with the definitions applied in accordance with the policy approved by the Board of Directors including the appropriateness of the qualitative factors to be applied. Appropriateness of information used in the estimation of the PD and LGD for the different stages depending on the nature of the portfolio; and Computation of the ECL including methodology used to determine macro-economic overlays and adjustments to the output of the ECL model. Also, for the samples tested included the following, among others: - the appropriateness of the qualitative factors applied by the Management for staging of loans as SICR or default categories in view of Company's policy on restricting. Tested the design and operating effectiveness of key controls over completeness and accuracy of the key inputs and assumptions considered for calculation, recording, monitoring of the impairment loss recognized and staging of assets. Also evaluated the controls over the modeling process, validation of data and related approvals; Assessed the critical assumptions and input data used in the estimation of expected credit loss models for the specific key credit risk parameters, such as the movement logic between stages, exposure at default (EAD) , probability of default (PD) or loss given default (LGD) ;

Other Information

The Holding Company's Board of Directors is responsible for the other information. The other information comprises the information included in annual report but does not include the consolidated financial statements, standalone financial statements and our auditor's report thereon.

Our opinion on the consolidated financial statements does not cover the other information and we do not express any form of assurance conclusion thereon.

In connection with our audit of the consolidated financial statements, our responsibility is to read the other information identified above when it becomes available and, in doing so, consider whether the other information is materially inconsistent with the consolidated financial statements or our knowledge obtained in the audit or otherwise appears to be materially misstated.

We draw attention to the fact that subsequent to the balance sheet date, the Company has been converted from a Private Limited Company to a Public Limited company in accordance with the provisions of the Companies Act, 2013. The change in status was approved by the Registrar of Companies and is effective from April 10, 2025. Our audit report pertains to the financial statements of the Company for the year ended 31st March, 2025, when it was Private Limited Company. Our opinion is not modified in respect of this matter.

Responsibilities of Management and Those Charged with Governance for the Consolidated Financial Statements

The Holding Company's Board of Directors is responsible for the preparation and presentation of these consolidated financial statements in term of the requirements of the Act that give a true and fair view of the consolidated financial position, consolidated financial performance and consolidated cash flows of the Group in accordance with the accounting principles generally accepted in India, including the Accounting Standards specified under section 133 of the Act.



The respective Board of Directors of the companies included in the Group are responsible for maintenance of adequate accounting records in accordance with the provisions of the Act for safeguarding of the assets of the Group and for preventing and detecting frauds and other irregularities; selection and application of appropriate accounting policies; making judgments and estimates that are reasonable and prudent; and design, implementation and maintenance of adequate internal financial controls, that were operating effectively for ensuring the accuracy and completeness of the accounting records, relevant to the preparation and presentation of the consolidated financial statements that give a true and fair view and are free from material misstatement, whether due to fraud or error, which have been used for the purpose of preparation of the consolidated financial statements by the Directors of the Holding Company, as aforesaid.

In preparing the consolidated financial statements, the respective management and Boards of Directors of the companies included in the Group are responsible for assessing the ability of the respective entities to continue as a going concern, disclosing, as applicable, matters related to going concern and using the going concern basis of accounting unless the respective Boards of Directors either intend to liquidate their respective entities or to cease operations, or has no realistic alternative but to do so.

The respective Boards of Directors of the companies included in the Group are also responsible for overseeing the financial reporting process of the Group.

Auditor's Responsibilities for the Audit of the Consolidated Financial Statements

Our objectives are to obtain reasonable assurance about whether the consolidated financial statements as a whole are free from material misstatement, whether due to fraud or error, and to issue an auditor's report that includes our opinion. Reasonable assurance is a high level of assurance, but is not a guarantee that an audit conducted in accordance with SAs will always detect a material misstatement when it exists. Misstatements can arise from fraud or error and are considered material if, individually or in the aggregate, they could reasonably be expected to influence the economic decisions of users taken on the basis of these consolidated financial statements.

As part of an audit in accordance with SAs, we exercise professional judgement and maintain professional skepticism throughout the audit. We also:

- Identify and assess the risks of material misstatement of the consolidated financial statements, whether due to fraud or error, design and perform audit procedures responsive to those risks, and obtain audit evidence that is sufficient and appropriate to provide a basis for our opinion. The risk of not detecting a material misstatement resulting from fraud is higher than for one resulting from error, as fraud may involve collusion, forgery, intentional omissions, misrepresentations, or the override of internal control.
- Obtain an understanding of internal control relevant to the audit in order to design audit procedures that are appropriate in the circumstances. Under section 143(3)(i) of the Act, we are also responsible for expressing our opinion on whether the Holding Company has adequate internal financial controls system with reference to consolidated financial statements in place and the operating effectiveness of such controls.
- Evaluate the appropriateness of accounting policies used and the reasonableness of accounting estimates and related disclosures made by management.
- Conclude on the appropriateness of management's use of the going concern basis of accounting and, based on the audit evidence obtained, whether a material uncertainty exists related to events or conditions that may cast significant doubt on the Group's ability to continue as a going concern. If we conclude that a material uncertainty exists, we are required to draw attention in our auditor's report to the related disclosures in the consolidated financial statements or, if such disclosures are inadequate, to modify our opinion. Our conclusions are based on the audit evidence obtained up to the date of our auditor's report. However, future events or conditions may cause the Group to cease to continue as a going concern.
- Evaluate the overall presentation, structure and content of the consolidated financial statements, including the disclosures, and whether the consolidated financial statements represent the underlying transactions and events in a manner that achieves fair presentation.
- Obtain sufficient appropriate audit evidence regarding the financial information of the entities or business activities within the Group to express an opinion on the consolidated financial statements. We are responsible for the direction, supervision and performance of the audit of the financial statements of such entities included in the consolidated financial statements of which we are the independent auditors. For the other entities included in the consolidated financial statements, which have been audited by other auditors, such other auditors remain responsible for the direction, supervision and performance of the audits carried out by them. We remain solely responsible for our audit opinion.

Materiality is the magnitude of misstatements in the consolidated financial statements that, individually or in aggregate, makes it probable that the economic decisions of a reasonably knowledgeable user of the financial statements may be influenced. We consider quantitative materiality and qualitative factors in 53 planning the scope of our audit work and in evaluating the results of our work; and (ii) to evaluate the effect of any identified misstatements in the financial statements.

We communicate with those charged with governance regarding, among other matters, the planned scope and timing of the audit and significant audit findings, including any significant deficiencies in internal control that we identify during our audit.

We also provide those charged with governance with a statement that we have complied with relevant ethical requirements regarding independence, and to communicate with them all relationships and other matters that may reasonably be thought to bear on our independence, and where applicable, related safeguards.

From the matters communicated with those charged with governance, we determine those matters that were of most significance in the audit of the consolidated financial statements of the current period and are therefore the key audit matters. We describe these matters in our auditor's report unless law or regulation precludes public disclosure about the matter or when, in extremely rare circumstances, we determine that a matter should not be communicated in our report because the adverse consequences of doing so would reasonably be expected to outweigh the public interest benefits of such communication.

Report on Other Legal and Regulatory Requirements

1. As required by Section 143(3) of the Act, we report that:

(a) We have sought and obtained all the information and explanations which to the best of our knowledge and belief were necessary for the purposes of our audit.

(b) In our opinion, proper books of account as required by law relating to the preparation of the aforesaid consolidated financial statements have been kept so far as it appears from our examination of those books and the reports of the auditor.



(c) The Consolidated Balance Sheet, the Consolidated Statement of Profit and Loss (including Other Comprehensive Income), Consolidated Statement of Changes in Equity and the Consolidated Statement of Cash Flows dealt with by this Report are in agreement with the relevant books of account maintained for the purpose of the preparation of the consolidated financial statements.

(d) In our opinion, the aforesaid consolidated financial statements comply with the Indian Accounting Standards prescribed under Section 133 of the Act.

(e) On the basis of the written representations received from the directors of the Holding Company as on 31st March, 2024 taken on record by the Board of Directors of the Holding Company, none of the directors of the Holding Company is disqualified as on 31st March, 2025 from being appointed as a director in terms of Section 164 (2) of the Act.

(f) With respect to the adequacy of the internal financial controls with reference to consolidated financial statements and the operating effectiveness of such controls, refer to our separate Report in "Annexure A" wherein we have expressed an unmodified opinion.

(g) In our opinion and to the best of our information and according to the explanations given to us and based on auditors report of subsidiary company, the remuneration paid by the holding company and such subsidiary company to their directors during the year is in accordance with the provisions of section 197 (16) read with Schedule V of the Companies Act, 2013.

(h) With respect to the other matters to be included in the Auditor's Report in accordance with Rule 11 of the Companies (Audit and Auditors) Rules, 2014, in our opinion and to the best of our information and according to the explanations given to us:

- i. The consolidated financial statements disclosed the impact of pending litigations on the consolidated financial position of the group;
- ii. The Group has made provision as at 31 March 2025, as required under the applicable law or accounting standards, for material foreseeable losses, if any, on long-term contracts including derivative contracts;
- iii. There were no amounts which are required to be transferred to the Investor and Education Protection Fund by the Holding and its Subsidiary companies.

iv. (a) The respective Management of the Holding Company and its subsidiary have represented to us that, to the best of their knowledge and belief, no funds (which are material either individually or in the aggregate) have been advanced or loaned or invested (either from borrowed funds or share premium or any other sources or kind of funds) by the Company or any of such subsidiaries to or in any other person or entity, including foreign entity ("Intermediaries"), with the understanding, whether recorded in writing or otherwise, that the Intermediary shall, directly or indirectly lend or invest in other persons or entities identified in any manner whatsoever by or on behalf of the Company or any of such subsidiaries ("Ultimate Beneficiaries") or provide any guarantee, security or the like on behalf of the Ultimate Beneficiaries.

(b) The respective Management of the Holding Company and its subsidiary have represented to us that, to the best of their knowledge and belief, no funds (which are material either individually or in the aggregate) have been received by the Company or any of such subsidiaries from any person or entity, including foreign entity ("Funding Parties"), with the understanding, whether recorded in writing or otherwise, that the Company or any of such subsidiaries shall, directly or indirectly, lend or invest in other persons or entities identified in any manner whatsoever by or on behalf of the Funding Party ("Ultimate Beneficiaries") or provide any guarantee, security or the like on behalf of the Ultimate Beneficiaries.

(c) Based on the audit procedures that have been considered reasonable and appropriate in the circumstances performed by us and that performed by the auditor of the subsidiary whose financial statements have been audited under the act, nothing has come to our or other auditors notice that has caused us or other auditor to believe that the representations under sub-clause (i) and (ii) of Rule 11(e), as provided under (a) and (b) above, contain any material misstatement.

v. The Holding Company and Subsidiary Company whose financial statements have been audited under the act have not declared or paid any dividend during the year.

vi. Based on our examination which included test checks, the holding company has an accounting software for maintaining its books of accounts having the feature of recording audit trail (edit log) facility and the same has operated throughout the year of all the transactions recorded in the software. Further, during the course of our audit we did not come across any instance of audit trail feature being tampered with and the audit trail has been preserved by the company as per the statutory requirement for record Retention.

2. With respect to the matters specified in clause (xxi) of paragraph 3 and paragraph 4 of the Companies (Auditor's Report) Order, 2020 ("CARO"/ "the Order") issued by the Central Government in terms of Section 143(11) of the Act, according to the information and explanations given to us, and based on the CARO reports issued by us and the auditor of subsidiary company included in the consolidated financial statements to which reporting under CARO is applicable, as provided to us by the Management of the Parent, we report that there are no qualifications or adverse remarks by the respective auditors in the CARO reports of the said respective companies included in the consolidated financial statements.

**For M/s. GVCA & Associates
(Formerly known as GC Reddy & Associates)**

Chartered Accountants

F.R No: 010074S

CA Vijendra G

Partner

M. No: 220735

Place: Hyderabad

Date: 02/05/2025

UDIN: 25220735BMKQOY4483



Annexure “A” to the Independent Auditor’s Report

(Referred to in paragraph 1(f) under ‘Report on Other Legal Regulatory Requirements’ section of our report to the Members of the Company of even date)

Report on the Internal Financial Controls under Clause (i) of Sub-section 3 of Section 143 of the Companies Act, 2013 (“the Act”)

In conjunction with our audit of the Consolidated IND AS financial statements of the Company as at and for the year ended 31st March, 2025, we have audited the internal financial controls with reference to consolidated financial statements of Keertana Finserv Limited (Formerly known as Keertana Finserv Private Limited) (“hereinafter referred as “Holding Company”) and its subsidiary company which are companies incorporated in India as of that date.

Management’s Responsibility for Internal Financial Controls

The respective Board of Directors of the Holding company and its subsidiary company which are the companies incorporated in India are responsible for establishing and maintaining internal financial controls with reference to consolidated financial statement criteria established by the respective companies considering the essential components of internal control stated in the Guidance Note on Audit of Internal Financial Controls over Financial Reporting issued by the Institute of Chartered Accountants of India (‘ICAI’). These responsibilities include the design, implementation and maintenance of adequate internal financial controls that were operating effectively for ensuring the orderly and efficient conduct of its business, including adherence to company’s policies, the safeguarding of its assets, the prevention and detection of frauds and errors, the accuracy and completeness of the accounting records, and the timely preparation of reliable financial information, as required under the Companies Act, 2013.

Inherent Limitations of Internal Financial Controls with reference to the consolidated financial statements

Because of the inherent limitations of internal financial controls with reference to the consolidated financial statements, including the possibility of collusion or improper management override of controls, material misstatements due to error or fraud may occur and not be detected. Also, projections of any evaluation of the internal financial controls with reference to the consolidated financial statements to future periods are subject to the risk that the internal financial control with reference to the consolidated financial statements may become inadequate because of changes in conditions, or that the degree of compliance with the policies or procedures may deteriorate.

Auditor’s Responsibility

Our responsibility is to express an opinion on the internal financial controls with reference to the consolidated financial statements of the Holding company and its subsidiary company which are companies incorporated in India based on our audit. We conducted our audit in accordance with the Guidance Note on Audit of Internal Financial Controls over Financial Reporting (the “Guidance Note”) and the Standards on Auditing, issued by ICAI and deemed to be prescribed under section 143(10) of the Companies Act, 2013, to the extent applicable to an audit of internal financial controls, both applicable to an audit of Internal Financial Controls and, both issued by the Institute of Chartered Accountants of India. Those Standards and the Guidance Note require that we comply with ethical requirements and plan and perform the audit to obtain reasonable assurance about whether adequate internal financial controls with reference to the consolidated financial statements was established and maintained and if such controls operated effectively in all material respects.

Our audit involves performing procedures to obtain audit evidence about the adequacy of the internal financial controls system with reference to the consolidated financial statements and their operating effectiveness. Our audit of internal financial controls with reference to the consolidated financial statements included obtaining an understanding of internal financial controls with reference to the consolidated financial statements, assessing the risk that a material weakness exists, and testing and evaluating the design and operating effectiveness of internal control based on the assessed risk. The procedures selected depend on the auditor’s judgment, including the assessment of the risks of material misstatement of the consolidated financial statements, whether due to fraud or error.

We believe that the audit evidence we have obtained and audit evidence obtained by the other auditor of the subsidiary company which is company incorporated in India in terms of their report is sufficient and appropriate to provide a basis for our audit opinion on the internal financial controls with reference to the consolidated financial statements of Holding Company and its subsidiary company which are companies incorporated in India.

Meaning of Internal Financial Controls with reference to the consolidated financial statements

A company's internal financial control with reference to the consolidated financial statements is a process designed to provide reasonable assurance regarding the reliability of financial reporting and the preparation of consolidated financial statements for external purposes in accordance with generally accepted accounting principles. A company's internal financial control with reference to the consolidated financial statements includes those policies and procedures that (1) pertain to the maintenance of records that, in reasonable detail, accurately and fairly reflect the transactions and dispositions of the assets of the company; (2) provide reasonable assurance that transactions are recorded as necessary to permit preparation of consolidated financial statements in accordance with generally accepted accounting principles, and that receipts and expenditures of the company are being made only in accordance with authorisations of management and directors of the company; and (3) provide reasonable assurance regarding prevention or timely detection of unauthorised acquisition, use, or disposition of the company's assets that could have a material effect on the financial statements



Opinion:

In our opinion to the best of our information and according to the explanations given to us and based on the consideration of the reports of the other auditors referred to in the Other Matters paragraph below, the Parent, its subsidiary companies, which are companies incorporated in India, have, in all material respects, an adequate internal financial controls with reference to Consolidated Financial Statements and such internal financial controls with reference to Consolidated Financial Statements were operating effectively as at 31st March, 2025, based on the criteria for internal financial control with reference to Consolidated Financial Statements established by the respective companies considering the essential components of internal control stated in the Guidance Note on Audit of Internal Financial Controls Over Financial Reporting issued by the Institute of Chartered Accountants of India.

Other Matters

Our aforesaid report under section 143(3)(i) of the Act on the adequacy and operating effectiveness of the internal financial controls with reference to consolidated financial statements in so far as it relates to the subsidiary company, which is a company incorporated in India, is based solely on the corresponding report of the auditor of such company incorporated in India.

Our opinion is not modified in respect of the above matter.

For M/s. GVCA & Associates
(Formerly known as GC Reddy & Associates)
Chartered Accountants
F.R No: 010074S

CA Vijendra G
Partner
M. No: 220735
Place: Hyderabad
Date: 02/05/2025
UDIN: 25220735BMKQOY4483



CONSOLIDATED BALANCE SHEET

AS AT MARCH 31, 2025

(Currency : INR in Lakhs)

Particulars	Note No.	For the year ended March 31, 2025	For the year ended March 31, 2024
ASSETS			
1). Financial Assets			
a. Cash and cash equivalents	3	10,089.61	6,148.22
b. Bank balance other than cash and cash equivalents	4	3,191.93	1,639.24
c. Loans	5	2,35,607.15	1,56,942.59
d. Investments	6	98.56	1,211.99
e. Other financial assets	7	1,183.81	814.55
		2,50,171.06	1,66,756.59
2). Non-financial assets			
Current Tax Assets (Net)	8	471.00	-
Deferred Tax Assets (Net)	9	1,091.06	831.93
Property, Plant and Equipment	10	3,901.52	2,114.12
Right of use asset	10	3,997.10	1,801.81
Other non-financial assets	11	822.62	351.93
		10,283.30	5,099.78
Total assets		2,60,454.36	1,71,856.37
LIABILITIES AND EQUITY			
LIABILITIES			
1). Financial liabilities			
a. Payables			
(I) Trade payables	12		
(i) total outstanding dues of micro enterprises and small enterprises		-	2.62
(ii) total outstanding dues of creditors other than micro enterprises and small enterprises		185.40	76.24
b. Debt Securities	13	67,351.10	48,699.31
c. Borrowings (Other than Debt Securities)	14	1,27,008.65	80,947.19
d. Other financial liabilities	15	5,907.26	2,814.55
		2,00,452.40	1,32,539.92
2). Non – financial liabilities			
a. Current tax liabilities (Net)	16	-	263.27
b. Provisions	17	144.58	77.47
c. Deferred tax liabilities (Net)	9	-	-
d. Other non-financial liabilities	18	228.28	212.30
		372.86	553.05
EQUITY			
a. Equity share capital	19	12,733.83	10,434.48
b. Other equity	20	46,895.27	28,328.92
		59,629.10	38,763.40
Total liabilities and equity		2,60,454.36	1,71,856.37

Material accounting policies

2

Notes to accounts form an integral part of standalone financial statements

For Keertana Finserv Limited

As per our report of even date

For **M/s. GVCA & Associates.,** (Formerly known as GC Reddy & Associates)
Chartered Accountants
Firm's registration No. 010074S

CA Vijendra G

Partner
Membership No. 220735
Place : Secunderabad
Date: 02.05.2025

UDIN:25220735BMKQOY4483

Padmaja Gangireddy

Managing Director
DIN: 00004842
Place : Hyderabad
Date: 02.05.2025

Revan Saahith

Reddy V.
Chief Financial Officer
Place : Hyderabad
Date: 02.05.2025

Vara Prasad Chaganti

Director
DIN: 09425725
Place : Hyderabad
Date: 02.05.2025

Rajendra Kavikondala
Company Secretary
Place: Hyderabad
Date: 02.05.2025

CONSOLIDATED OF STATEMENT PROFIT AND LOSS

AS AT MARCH 31, 2025

(Currency : INR in Lakhs)

Particulars	Note No	Year ended March 31, 2025	Year ended March 31, 2024
Revenue from Operations			
Interest Income	21	45,132.32	24,600.48
Processing Fees	22	1,902.36	2,120.68
Net gain on fair value changes	23	977.63	227.17
I. Total revenue from operations		48,012.31	26,948.32
II. Other income	24	537.28	790.08
III. Total income (I +II)		48,549.59	27,738.41
Expenses			
Finance Costs	25	24,139.13	12,523.91
Impairment on financial instruments	26	5,709.45	1,165.25
Employee Benefit Expenses	27	7,735.94	3,548.48
Depreciation, amortization and impairment	28	984.14	607.75
Other expenses	29	1,768.15	933.73
IV. Total Expenses		40,336.81	18,779.12
V. Profit before tax (III – IV)		8,212.78	8,959.29
VI. Tax expense/ (benefit):			
Current Tax	30	1,862.35	2,394.80
Deferred Tax	30	- 259.68	- 621.48
VII. Profit for the period (V- VI)		6,610.11	7,185.97
VIII. Other comprehensive income			
(A) Items that will not be reclassified to profit or loss Remeasurement of defined benefit plans (net of tax)		- 6.21	1.24
Subtotal (A)		- 6.21	1.24
(B) Items that will be reclassified to profit or loss		-	-
Subtotal (B)		-	-
Other comprehensive income (A+B)		- 6.21	1.24
IX. Total comprehensive income for the period (VII + VIII)		6,603.90	7,187.20
X. Earnings per share (equity share, par value of Rs. 10 each)			
Basic (Rs.)	31	5.64	8.92
Diluted (Rs.)		5.64	8.92

Material accounting policies

2

Notes to accounts form an integral part of standalone financial statements

For Keertana Finserv Limited

As per our report of even date
For M/s. GVCA & Associates
(Formerly known as GC Reddy
& Associates)
Chartered Accountants
Firm's registration No. 010074S

CA Vijendra G
Partner
Membership No. 220735
Place : Secunderabad
Date: 02.05.2025
UDIN: 25220735BMKQOY4483

Padmaja Gangireddy
Managing Director
DIN: 00004842
Place : Hyderabad
Date: 02.05.2025

Revana Saahith Reddy V.
Chief Financial Officer
Place : Hyderabad
Date: 02.05.2025

Vara Prasad Chaganti
Director
DIN: 09425725
Place : Hyderabad
Date: 02.05.2025

Rajendra Kavikondala
Company Secretary
Place : Hyderabad
Date: 02.05.2025



CONSOLIDATED STATEMENT OF CHANGES IN EQUITY

FOR THE YEAR ENDED ON MARCH 31, 2025

A. Equity Share Capital

(Currency: INR in Lakhs)

Particulars	For the Year ended March 31, 2025		
	Outstanding as on March 31,2024	Issued during the Year 24-25	Outstanding as on March 31,2025
Issued, Subscribed and paid up- fully paid (Equity shares of Rs. 10 each, Fully paid-up)	10,434.88	2,299.35	12,733.83

B. Other Equity

(Currency : INR in Lakhs)

Particulars	Reserves and Surplus				Total
	Statutory Reserve	Securities Premium	Retained Earnings	Capital Reserve	
Balance at March 31, 2023	335.83	8,730.22	1,343.03	-	10,409.07
Profit for the year	-	-	7,185.97	-	7,185.97
Prior Period Adjustment	-	-	-	2.28	2.28
Other comprehensive income for the year	0.25	-	0.98	-	1.24
Total comprehensive income for the year (net of tax)	-	-	-	-	-
Transfer to Statutory Reserves	1,437.44	-	-1,437.44	-	-
Transfer to General Reserves	-	-	-	-	-
Issue of equity shares	-	10,730.36	-	-	10,730.36
Amounts utilized towards share issue expenses	-	-	-	-	-
Balance at March 31, 2024	1,773.53	19,460.58	7,092.54	2.28	28,328.92
Profit for the year	-	-	6,610.11	-	6,610.11
Other comprehensive income for the year	-	-	-6.21	-	-6.21
Prior Period Adjustment	-	-	-799.68	-	-799.68
Total comprehensive income for the year (net of tax)	-	-	-	-	-
Transfer to Statutory Reserves	1,317.12	-	-1,317.12	-	-
Transfer to General Reserves	-	-	-	-	-
Issue of equity shares	-	12,762.12	-	-	12,762.12
Amounts utilized towards share issue expenses	-	-	-	-	-
Balance at March 31, 2025	3,090.64	32,222.70	11,579.64	2.28	46,895.27

Notes to accounts form an integral part of standalone financial statements

For Keertana Finserv Limited

As per our report of even date
For M/s. GVCA & Associates.,
(Formerly Known as GC Reddy &
Associates)
Chartered Accountants
Firm's registration No. 010074S

CA Vijendra G
Partner
Membership No. 220735
Place : Secunderabad
Date: 02.05.2025
UDIN:25220735BMKQOY4483

Padmaja Gangireddy
Managing Director
DIN: 00004842
Place : Hyderabad
Date: 02.05.2025

Revana Saahith
Reddy V.
Chief Financial Officer
Place : Hyderabad
Date: 02.05.2025

Vara Prasad Chaganti
Director
DIN: 09425725
Place : Hyderabad
Date: 02.05.2025

Rajendra Kavikondala
Company Secretary
Place : Hyderabad
Date: 02.05.2025

CONSOLIDATED STATEMENT OF CASH FLOWS

AS AT MARCH 31, 2025

(Currency : INR in Lakhs)

Particulars	For the year ended March 31, 2025	For the year ended March 31, 2024
CASH FLOW FROM OPERATING ACTIVITIES		
Profit before tax	8,212.78	8,959.36
Adjustments for:		
Interest Income	- 44,889.71	-24,331.57
Interest Income of Fixed Deposits	- 245.16	-268.91
Fees and commission income	- 1,902.36	-2,120.68
Interest on lease deposits	- 11.34	-6.96
Depreciation, amortization and impairment	984.14	607.75
Finance cost on borrowings	23,660.39	12,255.39
Interest on lease liabilities	478.74	244.61
Impairment on financial instrument	5,709.45	1,165.25
(Profit)/Loss on sale of mutual funds	- 977.63	-227.17
Provision for gratuity & leave encasement	114.15	71.96
Rental Income	-9.52	-
Cash generated from / (used in) operations before working capital changes and adjustments for interest received and interest paid	- 8,878.06	-3,650.96
Adjustments for changes in Working Capital:		
(Increase) in loans	- 84,947.56	-2,53,489.44
(Increase) in Other financial assets	- 520.36	- 626.85
(Increase)/Decrease in Other non-financial assets	84.27	- 62.38
Increase in Trade payables	105.48	16.38
Increase in other financial liabilities	651.24	497.88
Increase in Provisions	181.25	- 14.91
Increase in other non-financial liabilities	17.63	137.16
	- 84,428.07	- 2,53,542.16
Interest income realised on financial assets	43,409.98	22,278.30
Cash inflow from fees and commission income	1,583.04	1,61,444.33
Finance costs paid	- 24,712.43	- 12,821.07
Income tax paid (net of refunds)	- 2,201.92	- 2,587.04
NET CASH GENERATED FROM/ (USED IN) OPERATING ACTIVITIES	- 75,227.45	- 88,878.60
CASH FLOW FROM INVESTING ACTIVITIES		
Purchase of property, plant, equipment	- 2,336.04	- 794.32
Purchase of Investment measured at FVTPL	- 1,28,917.00	- 62,798.72
Proceeds from sale of Investment measured at FVTPL	1,31,008.06	62,017.15
Investment in Subsidiary	-	- 254.75
Interest Income realized on fixed deposits	147.89	216.14
Investment in deposits with original maturity of more than 3 months	- 3,946.15	- 1,478.26
Redemption of deposits with original maturity of more than 3 months	2,490.73	-
Rental Income	9.52	-
NET CASH GENERATED FROM/(USED IN) INVESTING ACTIVITIES	- 1,543.00	- 3,092.75



CONSOLIDATED STATEMENT OF CASH FLOWS

AS AT MARCH 31, 2025

(Currency : INR in Lakhs)

Particulars	For the year ended March 31, 2025	For the year ended March 31, 2024
CASH FLOW FROM FINANCING ACTIVITIES		
Proceeds from issue of equity shares (including securities premium)	15,061.47	14,746.74
Share issue expenses	-	- 13.03
Proceeds from borrowings (other than debt securities)	1,63,550.35	1,26,413.46
Repayment of borrowings (other than debt securities)	-1,17,429.53	- 96,272.30
Proceeds from debt securities	66,600.00	64,900.00
Repayment of debt securities	-46,509.31	- 15,475.00
Payment of lease liabilities	-561.15	- 414.34
NET CASH GENERATED/ (USED IN) FROM FINANCING ACTIVITIES	80,711.84	93,885.54
Net Increase/ (Decrease) in Cash and Cash Equivalent	3,941.39	1,914.19
Cash and Cash Equivalents at the beginning of year	6,148.22	4,219.76
Add: cash balance on account of acquisition of subsidiary	-	14.28
Cash and Cash Equivalents at the end of year	10,089.61	6,148.22
Components of Cash and Cash Equivalents:		
Cash on hand	545.35	935.15
Balance with banks (of nature of cash and cash equivalents)		
a) Balances with banks (of nature of cash and cash equivalents)	9,539.18	4,654.35
b) Deposits with maturity less than 3 months	5.09	558.72
Total Cash and Cash Equivalents	10,089.61	6,148.22

The above statement of cash flows has been prepared under the "Indirect Method" as set out in Indian Accounting Standard (Ind AS) - 7 'Statement of Cash flows' as specified under Section 133 of the Companies Act, 2013, ('Act') read with the Companies (Indian Accounting Standards) Rules, 2015, as amended.

Material accounting policies

Notes to accounts form an integral part of standalone financial statements

As per our report of even date
For M/s. GVCA & Associates
 (Formerly known as GC Reddy
 & Associates)
 Chartered Accountants
 Firm's registration No. 010074S

CA Vijendra G
 Partner
 Membership No. 220735
 Place: Secunderabad
 Date: 02.05.2025
 UDIN: 25220735BMKQOY4483

For Keertana Finserv Limited

Padmaja Gangireddy
 Managing Director
 DIN: 00004842
 Place: Hyderabad
 Date: 02.05.2025

Revana Saahith Reddy V.
 Chief Financial Officer
 Place: Hyderabad
 Date: 02.05.2025

Vara Prasad Chaganti
 Director
 DIN: 09425725
 Place: Hyderabad
 Date: 02.05.2025

Rajendra Kavikondala
 Company Secretary
 Place: Hyderabad
 Date: 02.05.2025



NOTE 1. CORPORATE INFORMATION

Keertana Finserv Limited (formerly Known as Keertana Finserv Private Limited) ("the Company") was incorporated as a private limited Company on 14th February, 1996 and was subsequently converted to a public limited company on 10th April 2025. The Debentures of the company are Listed on Bombay Stock Exchange Limited ("BSE"). The Company is primarily engaged in the business of financing Gold Loans, Loan Against Property and Housing Loans, Business Loans, Micro Enterprise Loans, and Consumer Loans to low-income customers in semi-urban and rural areas. The Company obtained permission from the Reserve Bank of India for carrying on the business of Non-Banking Financial Institution without accepting public deposits on 09-01-2001 vide Regn No. B.05.03970. Under the scale based regulations, the Company is categorised in the Middle Layer. The Registered Office of the Company is at - Office No 919, 9th Floor, 4A, Regus Granduer, Abanindra Nath Thakur Sarani, PS Arcadia Central (Camac Street), Park Street, Kolkata 700016, West Bengal and its Corporate Office is at Plot No. 31 & 32, Ramky Selenium Towers, Tower A, Financial Dist. Nanakramguda, Hyderabad - 500 032, Telangana.

NOTE 2 : MATERIAL ACCOUNTING POLICIES

2.1 Basis of Consolidation

These Consolidated financial statements relate to Keertana Finserv limited ("holding company") and its subsidiary Keertana Financial Limited ("Subsidiary company") which constitute the "Group" hereinafter.

2.2 Basis of preparation

These Consolidated financial statements ("the financial statements ") of the Group have been prepared in conformity with the accounting principles generally accepted in India including Indian Accounting Standards ('Ind AS') specified under section 133 of the Companies Act, 2013 ('Act') and other relevant provisions of the Act and guidelines issued by Reserve Bank of India (RBI) to the extent applicable. The financial statements for the year ended 31 March 2025 were authorised and approved for issue by the Board of Directors on April 25, 2025.

The financial statements for the year ended March 31, 2025 have been prepared by the Group in accordance with Indian Accounting Standards ("Ind AS") notified by the Ministry of Corporate Affairs, Government of India under the Companies (Indian Accounting Standards) Rules, 2015 prescribed u/s.133 of the Act, as amended from time to time, in this regard, any application guidance/ clarifications/ directions issued by RBI or other regulators are implemented as and when they are issued/ applicable, including notification for Implementation of Indian Accounting Standards vide circular RBI/2019-20/170 DOR(NBFC).CC.PD.No.109/22.10.106/2019-20 dated 13 March 2020 ('RBI notification for implementation of Ind AS') issued by RBI.

2.3 Presentation of Financial Statements

The financial statements of the Group are presented as per Division III of the Schedule III to the Companies Act 2013 as amended from time to time, for Non-Banking Financial Companies ('NBFCs') that are required to comply with Ind-AS. The Statement of Cash Flows has been presented as per the requirements of Ind-AS 7 Statement of Cash Flows.

An analysis regarding recovery or settlement within 12 months after the reporting date (current) and more than 12 months after the reporting date (non-current) is presented in Note 37 Maturity analysis of assets and liabilities.

Financial assets and financial liabilities are generally reported gross in the balance sheet. They are only offset and reported net when, in addition to having an unconditional legally enforceable right to offset the recognised amounts without being contingent on a future event, the parties also intend to settle on a net basis in all of the following circumstances:

- The normal course of business
- The event of default
- The event of insolvency or bankruptcy of the Group and/or its counterparties

2.4 Statement of Compliance

These financial statements of the Group have been prepared in accordance with Indian Accounting Standards as per the Companies (Indian Accounting Standards) Rules, 2015 as amended and notified under Section 133 of the Companies Act, 2013 and the other relevant provisions of the Act.

2.5. Functional and presentational currency

The financial statements are presented in Indian Rupees which is also functional currency of the Group and the currency of the primary economic environment in which the Group operates.

2.6. Basis of Measurement

The financial statements have been prepared under the historical cost convention on the accrual basis except for certain financial instruments and plan assets of defined benefit plans , which are measured at fair values at the end of each reporting period as explained in the accounting policies below. Fair value for measurement and/or disclosure purposes in these financial statements is determined on such a basis, except for leasing transactions that are within the scope of Ind AS 116 'Leases' and measurements that have some similarities to fair value but are not fair value, such as value in use in Ind AS 36 'Impairment of Assets'

In addition, for financial reporting purposes, fair value measurements are categorised into level 1, 2 or 3 based on the degree to which the inputs to the fair value measurements are observable and the significance of the inputs to the fair value measurement in its entirety, which are described as follows:

- Level 1 inputs are quoted prices (unadjusted) in active markets for identical assets or liabilities that the Group can access at the measurement date;
- Level 2 inputs are inputs, other than quoted prices included within Level 1, that are observable for the asset or liability, either directly or indirectly; and
- Level 3 inputs are unobservable inputs for the asset or liability.

All amounts disclosed in the financial statements and notes have been rounded off to the nearest rupees in lakhs upto two decimal places, except per share data and unless stated otherwise in compliance with Schedule III of the Act.



2.7 Principles of Consolidation

a. Business Combination:

The Group applies Ind AS 103, Business Combinations, to business combinations. In accordance with Ind AS 103, the Group accounts for these business combinations using the acquisition method when control is transferred to the Group. The consideration transferred for the business combination is generally measured at fair value as at the date the control is acquired (acquisition date), as are the net identifiable assets acquired. Any goodwill that arises is tested annually for impairment. Any gain on bargain purchase is recognised in Other Comprehensive Income (OCI) and accumulated in equity as capital reserve if there exist clear evidence of the underlying reason for classifying the business combination as resulting in bargain purchase; otherwise the gain is recognised directly in equity as capital reserve. Transaction cost are expensed as incurred, except to the extent related to debt or equity securities. The consideration transferred does not include amounts related to the settlement of pre-existing relationships with the acquiree. Such amounts are generally recognised in the statement of profit and loss. Any contingent consideration is measured at fair value at the date of acquisition. If an obligation to pay contingent consideration that meets the definition of a financial instrument is classified as equity, then it is not remeasured subsequently and settlement is accounted for within equity. Other contingent consideration is remeasured at fair value at each reporting date and changes in the fair value of the contingent consideration are recognised in the statement of profit and loss. If business combination is achieved in stages, any previously held equity interest of the acquirer in the acquiree is remeasured to its acquisition date fair value and any resulting gain or loss is recognised in the Statement of Profit and Loss or OCI, as appropriate.

b. Subsidiary:

Subsidiary is entity controlled by the Group. The Group controls an entity when it is exposed to, or has right to, variable returns from its involvement with the entity and has the ability to affect those returns through its power over the entity. The financial statements of subsidiary are included in the consolidated financial statements from the date on which control commences until the date on which control ceases.

c. Non-controlling Interests (NCI):

NCI are measured at their proportionate share of the acquiree's net identifiable assets at the date of acquisition. Changes in the group's equity interest in a subsidiary that do not result in a loss of control are accounted for as equity transactions.

d. Loss of Control:

When the Group loses control over a subsidiary, it derecognises the assets and liabilities of the subsidiary, and any related NCI and other component of equity. Any interest retained in the former subsidiary is measured at fair value at the date the control is lost. Any resulting gain or loss is recognised in the Statement of Profit and Loss.

e. Transactions eliminated on consolidation:

Intra group balances and transactions, and any unrealised income and expenses arising from intra group transactions are eliminated.

f. Consolidated financial statements are prepared using uniform accounting policies. The adjustments arising out of the same are not considered material.

g. The financial statement of the subsidiary companies used in the consolidation are drawn up to the same reporting date as that of the Company i.e., year ended March 31, 2025.

2.8 Summary of Significant accounting judgments, estimates and assumptions

The preparation of financial statements in conformity with Ind AS requires management to make judgments, estimates and assumptions that affect the reported amounts of assets and liabilities (including contingent liabilities) at the date of the financial statements and the reported amounts of revenues and expenses for the reporting period. The estimates and assumptions used in the accompanying financial statements are based upon management's evaluation of the relevant facts and circumstances as of the date of financial statements. Actual results could differ from these estimates. Any revisions to accounting estimates are recognized prospectively in the current and future periods.

Estimates and underlying assumptions are reviewed on an ongoing basis. Key sources of estimation of uncertainty at the date of financial statements, which may cause a material adjustment to the carrying amount of assets and liabilities within the next financial year are included in the following notes:

a. Business Model Assessment:

Classification and measurement of financial assets depends on the results of the solely payments of principal and interest (SPPI) and the business model test. The Group determines the business model at a level that reflects how groups of financial assets are managed together to achieve a particular business objective. This assessment includes judgement reflecting all relevant evidence including how the performance of the assets is evaluated and their performance measured, the risks that affect the performance of the assets and how these are managed and how the managers of the assets are compensated. Monitoring is part of the Group's continuous assessment of whether the business model for which the remaining financial assets are held continues to be appropriate and if it is not appropriate whether there has been a change in business model and so a prospective change to the classification of those assets.

b. Effective Interest Rate (EIR) method

The Group recognizes interest income / expense using a rate of return that represents the best estimate of a constant rate of return over the expected life of the loans given / taken. This estimation, by nature, requires an element of judgement regarding the expected behaviour and lifecycle of the instruments, as well as expected changes to other fee income/expense that are integral parts of the instrument.

c. Impairment on financial assets

The measurement of impairment losses on loan assets requires judgement, in estimating the amount and timing of future cash flows and recoverability of collateral values while determining the impairment losses and assessing a significant increase in credit risk.

d. Defined employee benefit assets and liabilities

The cost of the defined benefit gratuity plan, other post employment benefits and the present value of the gratuity obligation are determined using actuarial valuations. An actuarial valuation involves making various assumptions that may differ from actual developments in the future. These include the determination of the discount rate, future salary increases and mortality rates. Due to the complexities involved in the valuation and its long-term nature, a defined benefit obligation is highly sensitive to changes in these assumptions. All assumptions are reviewed at each reporting date.

e. Fair value measurement

When the fair values of financial assets and financial liabilities recorded in the balance sheet cannot be measured based on quoted prices in active markets, their fair value is measured using various valuation techniques. The inputs to these models are taken from observable markets where possible, but where this is not feasible, a degree of judgment is required in establishing fair values. Judgments include considerations of inputs such as liquidity risk, credit risk and volatility. Changes in assumptions about these factors could affect the reported fair value of financial instruments.

f. Other accounting judgments, estimates and assumptions

Key sources of estimation of uncertainty in respect of revenue recognition, employee benefits, useful lives of property, plant and equipment, Right of Use Assets, valuation of deferred tax assets, fair value measurement of financial instruments, discount rate of lease liabilities, share based payments, provisions and contingent liabilities have been discussed in the respective policies.

2.9. Revenue recognition

a. Interest Income on loans

Revenue is recognised to the extent that it is probable that the economic benefits will flow to the Group and the economic benefits can be measured reliably. The Group earns interest income primarily by giving loans.

Interest income is recorded using effective interest rate (EIR) method for all financial assets measured at amortised cost.

Interest income on loans is recognised taking into account the amount outstanding and rate applicable.

EIR is the rate that exactly discounts the estimated future cash flows through the expected life of the financial instrument or a shorter period, where appropriate, to the gross carrying amount of the financial asset except for credit impaired asset.

The calculation of the effective interest rate includes transaction costs and fees (loan processing fees and other premiums or discounts) that are an integral part of the contract. Transaction costs include incremental costs that are directly attributable to the acquisition of financial asset.

When a financial asset becomes credit-impaired, the group calculates interest income by applying the effective interest rate to the net amortised cost of the financial asset. If the financial asset cures and is no longer credit-impaired, the group reverts to calculating interest income on gross basis.

b. Fees & Commission Income

Commission income from portfolio of loans is recognised on rendering of services. Fees and commissions are recognised when the Group satisfies the performance obligation, at fair value of the consideration received or receivable.

c. Interest Income on fixed deposits

Interest on fixed deposits is recognised on a time proportion basis taking into account the amount outstanding and the applicable rate.

d. Other income

Interest on overdue of loans and other ancillary charges are recognised upon realisation. All other income is recognised on an accrual basis upon satisfaction of performance obligation, when there is no uncertainty in the ultimate realisation/collection and income can be measured reliably

e. Net gain/loss on fair value changes

Any differences between the fair values of financial assets classified as fair value through the profit or loss held by the Group on the balance sheet date is recognised as an unrealised gain/loss. In cases there is a net gain in the aggregate, the same is recognised in "Net gains on fair value changes" under Revenue from operations and if there is a net loss the same is disclosed under "Expenses" in the statement of profit and loss as "Net loss on fair value changes".

Similarly, any realised gain or loss on sale of financial instruments measured at FVTPL is recognised in net gain/loss on fair value changes.

3. Financial instruments

Financial assets and financial liabilities are recognised in the Group's balance sheet when the Group becomes a party to the contractual provisions of the instrument.

a. Initial recognition and measurement

Recognised financial assets and financial liabilities are initially measured at transaction price, which equates fair value. Transaction costs that are directly attributable to the acquisition or issue of financial assets and financial liabilities (other than financial assets and financial liabilities at FVTPL) are added to or deducted from the fair value of the financial assets or financial liabilities, as appropriate, on initial recognition. Transaction costs directly attributable to the acquisition of financial assets or financial liabilities at FVTPL are recognised immediately in profit or loss.

A financial asset and a financial liability are offset and presented on net basis in the balance sheet when there is a current legally enforceable right to set-off the recognised amounts and it is intended to either settle on net basis or to realise the asset and settle the liability simultaneously.

b. Classification and measurement of Financial assets

Based on the business model, the contractual characteristics of the financial assets and specific elections where appropriate, the Group classifies and measures financial assets in the following categories:

- Amortised cost
- Fair value through other comprehensive income ('FVOCI')
- Fair value through profit and loss ('FVTPL')

Financial assets at amortised cost

Financial instruments that meet the following conditions are subsequently measured at amortised cost less impairment loss:

- The asset is held within a business model whose objective is to hold assets for collecting contractual cash flows, and
- Contractual terms of the asset give rise on specified dates to cash flows that are solely payments of principal and interest (SPPI) on the principal amount outstanding.

After initial measurement and based on the assessment of the business model as asset held to collect contractual cash flows and SPPI, such financial assets are subsequently measured at amortised cost using effective interest rate ('EIR') method. Interest income and impairment expenses are recognised in statement of profit and loss. Any gain or loss on derecognition is also recognised in statement of profit and loss.



The EIR method is a method of calculating the amortised cost of a financial instrument and of allocating interest over the relevant period. The EIR is the rate that exactly discounts estimated future cash flows (including all fees paid or received that form an integral part of the EIR, transaction costs and other premiums or discounts) through the expected life of the instrument, or, where appropriate, a shorter period, to the net carrying amount on initial recognition.

The Group records loans at amortised cost.

Financial assets at fair value through other comprehensive income (FVTOCI)

Financial assets are measured at fair value through other comprehensive income if these financial assets are held within a business model whose objective is achieved by both collecting contractual cash flows that give rise on specified dates to sole payments of principal and interest on the principal amount outstanding and by selling financial assets.

Movements in the carrying amount of such financial assets are recognised in Other Comprehensive Income ('OCI'), except dividend income and interest income which is recognised in statement of profit and loss. Equity instruments at FVOCI are not subject to an impairment assessment.

Financial assets at fair value through profit or loss (FVTPL)

Financial assets are measured at fair value through profit or loss unless it is measured at amortised cost or at fair value through other comprehensive income on initial recognition. The transaction costs directly attributable to the acquisition of financial assets and liabilities at fair value through profit or loss are immediately recognised in profit or loss.

b. Financial Liabilities

Initial recognition and measurement

All financial liabilities are recognised initially at fair value and, in the case of loans and borrowings, and payables, net of directly attributable transaction costs.

Subsequent measurement

The measurement of financial liabilities depends on their classification, as described below:

Financial liabilities measured at amortised cost:

Financial liabilities (other than financial liabilities at fair value through profit and loss) are measured at amortised cost. The carrying amounts are determined based on the EIR method. Interest expense is recognised in statement of profit and loss.

Financial liabilities at fair value through Profit or Loss:

Financial liabilities at fair value through profit or loss include financial liabilities held for trading and financial liabilities designated upon initial recognition as at fair value through profit or loss.

Financial liabilities designated upon initial recognition at fair value through profit or loss are designated as such at the initial date of recognition, and only if the criteria in Ind AS 109 are satisfied. For liabilities designated as FVTPL, fair value gains/ losses attributable to changes in own credit risk are recognised in OCI. These gains/ losses are not subsequently transferred to P&L. However, the Group may transfer the cumulative gain or loss within equity. All other changes in fair value of such liability are recognised in the statement of profit or loss..

c. Equity instruments

An equity instrument is any contract that evidences a residual interest in the assets of an entity after deducting all of its liabilities. Equity instruments issued by the Group is recognised at the proceeds received, net of directly attributable transaction costs.

d. Reclassification

Financial assets are not reclassified subsequent to their initial recognition, apart from the exceptional circumstances in which the Group acquires, disposes of, or terminates a business line or in the period the Group changes its business model for managing financial assets. Financial liabilities are not reclassified.

e. De-recognition of financial assets and financial liabilities

i. Financial Assets

A financial asset (or, where applicable, a part of a financial asset or part of a group of similar financial assets) is derecognised when the rights to receive cash flows from the financial asset have expired. The Group also derecognises the financial asset if it has both transferred the financial asset and the transfer qualifies for derecognition.

The Group has transferred the financial asset if, and only if, either:

- The Group has transferred its contractual rights to receive cash flows from the financial asset, or
- It retains the rights to the cash flows but has assumed an obligation to pay the received cash flows in full without material delay to a third party under a 'pass-through' arrangement.

A transfer only qualifies for derecognition if either:

- The Group has transferred substantially all the risks and rewards of the asset, or
- The Group has neither transferred nor retained substantially all the risks and rewards of the asset but has transferred control of the asset.

The Group considers control to be transferred if and only if, the transferee has the practical ability to sell the asset in its entirety to an unrelated third party and is able to exercise that ability unilaterally and without imposing additional restrictions on the transfer.

When the Group has neither transferred nor retained substantially all the risks and rewards and has retained control of the asset, the asset continues to be recognised only to the extent of the Group's continuing involvement, in which case, the Group also recognises an associated liability. The transferred asset and the associated liability are measured on a basis that reflects the rights and obligations that the Group has retained.

ii. Financial Liabilities

A financial liability is derecognised when the obligation under the liability is discharged, cancelled or expires. Where an existing financial liability is replaced by another from the same lender on substantially different terms, or the terms of an existing liability are substantially modified, such an exchange or modification is treated as a derecognition of the original liability and the recognition of a new liability. In this case, a new financial liability based on the modified terms is recognised at fair value. The difference between the carrying value of the original financial liability and the new financial liability with modified terms is recognised in statement of profit and loss.



iii. Financial Costs

Group accounts finance costs on the borrowing using EIR methodology considering ancillary cost incurred and premium payable on maturity

f. Impairment of Financial Assets

The Group recognises impairment allowances for Expected Credit Loss (ECL) on all the financial assets held at amortised cost.

The Group recognises loss allowances (provisions) for expected credit losses on its financial assets (including undisbursed sanctioned amounts) that are measured at amortised costs. Or at fair value through other comprehensive income account

The Group applies a three-stage approach to measuring expected credit losses (ECLs) for the following categories of financial assets that are not measured at fair value through profit or loss:

- i) Debt instruments measured at amortised cost and fair value through other comprehensive income
- ii) Loan commitments

The ECL provision is based on the credit losses expected to arise over the life of the asset (the lifetime expected credit loss), unless there has been no significant increase in credit risk since origination, in which case, the allowance is based on the 12 months' expected credit loss.

The 12-month ECL is the portion of Lifetime ECL that represent the ECLs that result from default events on financial assets that are possible within the 12 months after the reporting date.

The Group performs an assessment, at the end of each reporting period, of whether a financial instrument's credit risk has increased significantly since initial recognition by considering the change in the risk of default occurring over the remaining life of the financial instrument.

Based on the above process, the Group categorises its loans into three stages as described below:

For non-impaired financial instruments

(i) Stage 1 is comprised of all non-impaired financial instruments which have not experienced a significant increase in credit risk (SICR) since initial recognition. A 12-month ECL provision is made for stage 1 financial instruments. In assessing whether credit risk has increased significantly, the Group compares the risk of a default occurring on the financial instrument as at the reporting date, with the risk of a default occurring on the financial instrument as at the date of initial recognition.

(ii) Stage 2 is comprised of all non-impaired financial instruments which have experienced a SICR since initial recognition. The Group recognises lifetime ECL for stage 2 financial instruments. In subsequent reporting periods, if the credit risk of the financial instrument improves such that there is no longer a SICR since initial recognition, then entities shall revert to recognizing 12 months of ECL.

For impaired financial instruments:

(iii) Stage 3 Financial instruments are classified as stage 3 when there is objective evidence of impairment as a result of one or more loss events that have occurred after initial recognition with a negative impact on the estimated future cash flows of a loan or a portfolio of loans. The Group recognises lifetime ECL for impaired financial instruments.

The calculation of ECLs

The mechanics of the ECL calculations are outlined below and the key elements are, as follows:

Probability of Default (PD) -

The Probability of Default is an estimate of the likelihood of default over a given time horizon. A default may only happen at a certain time over the assessed period, if the facility has not been previously derecognized and is still in the portfolio.

Exposure at Default -

The Exposure at Default is an estimate of the exposure at a future default date, considering expected changes in the exposure after the reporting date, including repayments of principal and interest, whether scheduled by contract or otherwise, expected drawdowns on committed facilities, and accrued interest from missed payments.

Loss Given Default

The Loss Given Default is an estimate of the loss arising in the case where a default occurs at a given time. It is based on the difference between the contractual cash flows due and those that the lender would expect to receive. Group has relied on peer benchmarking given the limited historical data points availability.

Write-offs

Loans are written off (either partially or in full) when there is no realistic prospect of recovery. This is generally the case when it is determined that the customer does not have assets or sources of income that could generate sufficient cash flows to repay the amounts subjected to write-offs. Any subsequent recoveries against such loans are credited to the statement of profit and loss.

The Group has adopted an ECL model for recognition of impairment on financial instruments.

A reconciliation between the provisioning norms as stipulated by RBI and the provisioning under ECL by the Group has been provided in Note 40 in the financial statements.

g. Determination of fair value

On initial recognition, all the financial instruments are measured at fair value. For subsequent measurement, the Group measures certain categories of financial instruments (as explained in Note 38 - Fair Value Measurement) at fair value on each balance sheet date.

Fair value is the price that would be received to sell an asset or paid to transfer a liability in an orderly transaction between market participants at the measurement date. The fair value measurement is based on the presumption that the transaction to sell the asset or transfer the liability takes place either:

- In the principal market for the asset or liability, or
- In the absence of a principal market, in the most advantageous market for the asset or liability.

The principal or the most advantageous market must be accessible by the Group.

The fair value of an asset or a liability is measured using the assumptions that market participants would use when pricing the asset or liability, assuming that market participants act in their economic best interest.

A fair value measurement of a non-financial asset takes into account a market participant's ability to generate economic benefits by using the asset in its highest and best use or by selling it to another market participant that would use the asset in its highest and best use



The Group uses valuation techniques that are appropriate in the circumstances and for which sufficient data are available to measure fair value, maximising the use of relevant observable inputs and minimising the use of unobservable inputs.

In order to show how fair values have been derived, financial instruments are classified based on a hierarchy of valuation techniques, as summarised below:

Level 1 financial instruments - Those where the inputs used in the valuation are unadjusted quoted prices from active markets for identical assets or liabilities that the Group has access to at the measurement date. The Group considers markets as active only if there are sufficient trading activities with regards to the volume and liquidity of the identical assets or liabilities and when there are binding and exercisable price quotes available on the balance sheet date.

Level 2 financial instruments - Those where the inputs that are used for valuation and are significant, are derived from directly or indirectly observable market data available over the entire period of the instrument's life. Such inputs include quoted prices for similar assets or liabilities in active markets, quoted prices for identical instruments in inactive markets and observable inputs other than quoted prices such as interest rates and yield curves, implied volatilities, and credit spreads. In addition, adjustments may be required for the condition or location of the asset or the extent to which it relates to items that are comparable to the valued instrument. However, if such adjustments are based on unobservable inputs which are significant to the entire measurement, the Group will classify the instruments as Level 3.

Level 3 financial instruments - Those that include one or more unobservable input that is significant to the measurement as whole.

The Group recognises transfers between levels of the fair value hierarchy at the end of the reporting period during which the change has occurred. No such instances of transfers between levels of the fair value hierarchy were recorded during the reporting period.

h. Property, plant and equipment

Property, plant and equipment are carried at cost of acquisition less accumulated depreciation and accumulated impairment loss (if any). The total cost of the asset comprises the purchase price, taxes, duties, freight (net of rebates and discounts) and any other directly attributable costs of bringing the assets to their working condition for their intended use.

Borrowing costs directly attributable to acquisition of those assets which necessarily take a substantial period of time to get ready for their intended use are capitalised. Advances paid towards the acquisition of assets outstanding at each balance sheet date are disclosed as other non-financial assets. The cost of assets not ready for their intended use at each balance sheet date is disclosed as capital work-in-progress.

Depreciation on property, plant and equipment is provided on the straight line method over the useful life of the assets as prescribed under Part 'C' of Schedule II of the Companies Act, 2013, or in case of assets where the estimated useful life was determined basis technical evaluation carried out by the Group, over the useful life so determined.

Asset Description	Useful life estimated (years)
Furnitures & Fixtures	10
Office Equipment	5
Computers & Printers	3
Servers	6
Vehicles	10
Vehicles - Commercial	8

An item of property, plant and equipment, is de-recognised upon disposal or when no future economic benefits are expected to arise from the continued use of the asset. Any gain or loss arising on the disposal or retirement of an item of property, plant and equipment, is determined as the difference between the sales proceeds and the carrying amount of the asset and is recognised in profit or loss.

i. Leases

The Group assesses at contract inception whether a contract is, or contains, a lease. That is, if the contract conveys the right to control the use of an identified asset for a period of time in exchange for consideration.

Group as a lessee

The Group applies a single recognition and measurement approach for all leases, except for short-term leases and leases of low-value assets. The Group recognises lease liabilities representing obligations to make lease payments and right-of-use assets representing the right to use ('ROU') the underlying assets.

For a lease modification that is not accounted for as a separate lease, the Group accounts for the remeasurement of the lease liability by:

- Decreasing the carrying amount of the right-of-use asset to reflect the partial or full termination of the lease for lease modifications that decrease the scope of the lease. The Group recognised in profit or loss any gain or loss relating to the partial or full termination of the lease.
- Making a corresponding adjustment to the right-of-use asset for all other lease modifications.

i) Right-of-use assets

The Group recognises right-of-use assets at the commencement date of the lease (i.e., the date the underlying asset is available for use). Right-of-use assets are measured at cost, less any accumulated depreciation and impairment losses, and adjusted for any remeasurement of lease liabilities. The cost of right-of-use assets includes the amount of lease liabilities recognised, initial direct costs incurred, and lease payments made at or before the commencement date less any lease incentives received. Right-of-use assets are depreciated on a straight-line basis over the lease term.

The right-of-use asset is subsequently depreciated using the straight-line method from the commencement date to the earlier of the end of the useful life of the right-of-use asset or the end of the lease term. The estimated useful lives of right-of-use assets are determined on the same basis as those of property and equipment. The right-of-use assets are also subject to impairment.



ii) Lease liabilities

At the commencement date of the lease, the Group recognises lease liabilities measured at the present value of lease payments to be made over the lease term. The lease payments include fixed payments (including in-substance fixed payments) less any lease incentives receivable, variable lease payments that depend on an index or a rate, and amounts expected to be paid under residual value guarantees.

In calculating the present value of lease payments, the Group uses its average incremental borrowing rate at the commencement date.. After the commencement date, the amount of lease liabilities is increased to reflect the accretion of interest and reduced for the lease payments made.

iii) Short-term leases and leases of low-value assets

The Group applies the short-term lease recognition exemption to its short-term leases (i.e., those leases that have a lease term of 12 months or less from the commencement date and do not contain a purchase option). It also applies the lease of low-value assets recognition exemption to leases that are considered to be of low value. Lease payments on short-term leases and leases of low-value assets are recognised as expense as and when due.

j. Employee benefits

Defined Contribution Plan:

The Group has a defined contribution plan for post-employment benefits in the form of Provident Fund. Under the Provident Fund Plan, the Group contributes to a Government administered provident fund / recognized provident fund on behalf of the employees. The Group has no further obligation beyond making the monthly contributions. The Group's contributions to the above Plan are charged to the Statement of Profit and Loss as and when they become due.

Defined Benefit Plan:

The Group has an obligation towards gratuity, a defined benefit retirement plan covering eligible employees. The benefit is in the form of lump sum payments to vested employees on resignation, retirement, or death while in employment or on termination of employment of an amount equivalent to 15 days basic salary payable for each completed year of service as required under 'The Payment of Gratuity Act, 1972'. Vesting occurs upon completion of five years of service.

The cost of providing benefits under the defined benefit plan is determined using the projected unit credit method.

Remeasurements, comprising of actuarial gains and losses, the effect of the asset ceiling, and the return on plan assets (excluding amounts included in net interest on the net defined benefit liability), are recognised immediately in the balance sheet with a corresponding debit or credit to retained earnings through OCI in the period in which they occur. Remeasurements are not reclassified to statement of profit and loss in subsequent periods.

Net interest is calculated by applying the discount rate to the net defined benefit liability or asset. The Group recognises the following changes in the net defined benefit obligation as an expense in the statement of profit and loss:

- Service costs comprising current service costs, past-service costs, gains and losses on curtailments and non-routine settlements; and
- Net interest expense or income

An actuarial valuation involves making various assumptions that may differ from actual developments in the future. These include the determination of the discount rate, future salary increases and mortality rates. Due to the complexities involved in the valuation and its long-term nature, these liabilities are highly sensitive to changes in these assumptions. All assumptions are reviewed at each reporting date.

Actuarial gains and losses comprise experience adjustments and the effects of changes in the actuarial assumptions are recognized immediately in the Statement of Profit and Loss in the year in which they arise.

Accumulated compensated absences, which are expected to be availed or encashed within 12 months from the end of the year are treated as short term employee benefits. Unutilised leave balance that accrues to employees as at the year end is charged to the Statement of Profit and Loss on an undiscounted basis.

Short term employee benefit

All employee benefits payable wholly within twelve months of rendering the service are classified as short-term employee benefits. These benefits include short term compensated absences such as paid annual leave. The undiscounted amount of short-term employee benefits expected to be paid in exchange for the services rendered by employees is recognised as an expense during the period. Benefits such as salaries and wages, etc. and the expected cost of the bonus/ex-gratia are recognised in the period in which the employee renders the related service.

Other Employee Benefits:

The employees of the Group are entitled to compensated absence as per the policy of the Group, the liability in respect of which is provided, based on an actuarial valuation carried out by an independent actuary as at the year end. The actuarial valuation method used by the independent actuary for measuring the liability is the Projected Unit Credit Method.

Actuarial gains and losses comprise experience adjustments and the effects of changes in the actuarial assumptions are recognized immediately in the Statement of Profit and Loss in the year in which they arise.

Accumulated compensated absences, which are expected to be availed or encashed within 12 months from the end of the year are treated as short term employee benefits. Unutilised leave balance that accrues to employees as at the year end is charged to the Statement of Profit and Loss on an undiscounted basis.

k. Taxes

Income-tax expense comprises of current tax (i.e. amount of tax for the period determined in accordance with the income-tax law) and deferred tax charge or credit (reflecting the tax effects of timing differences between accounting income and taxable income for the period). Income-tax expense is recognised in the statement of profit and loss except to the extent that it relates to items recognised directly in equity or in OCI.

(a) Current tax

Current tax is measured at the amount expected to be paid to the tax authorities in accordance with the Income Tax Act, 1961, enacted in India. The tax rates and tax laws used to compute the amount are those that are enacted or substantively enacted, at the reporting date.



Current tax assets and liabilities are offset only if, the Group:

- has a legally enforceable right to set off the recognised amounts; and
- intends either to settle on a net basis, or to realise the asset and settle the liability simultaneously.

(b) Deferred tax

Deferred tax is recognised in respect of temporary differences between the carrying amounts of assets and liabilities for financial reporting purposes and the amounts used for taxation purposes. Deferred tax assets are recognised to the extent that it is probable that taxable profit will be available against which the deductible temporary differences, and the carry forward of unused tax credits and unused tax losses can be utilised.

Deferred tax assets are reviewed at each reporting date and based on management's judgement, are reduced to the extent that it is no longer probable that the related tax benefit will be realised; such reductions are reversed when the probability of future taxable profits improves.

Unrecognised deferred tax assets are reassessed at each reporting date and recognised to the extent that it has become probable that future taxable profits will be available against which they can be used.

Deferred tax is measured at the tax rates that are expected to be applied to temporary differences when they reverse, using tax rates enacted or substantively enacted at the reporting date.

The measurement of deferred tax reflects the tax consequences that would follow from the manner in which the Group expects, at the reporting date, to recover or settle the carrying amount of its assets and liabilities.

Deferred tax assets and liabilities are offset only if the Group:

- has a legally enforceable right to set off current tax assets against current tax liabilities; and
- the deferred tax assets and the deferred tax liabilities relate to income taxes levied by the same taxation authority.

Tax paid on acquisition of assets or on incurring expenses

Expenses and assets are recognised net of the goods and services tax paid, except:

- When the tax incurred on a purchase of assets or services is not recoverable from the taxation authority, in which case, the tax paid is recognised as part of the cost of acquisition of the asset or as part of the expense item, as applicable
- When receivables and payables are stated with the amount of tax included, the net amount of tax recoverable from, or payable to, the taxation authority is included as part of receivables or payables in the balance sheet.

I. Provision and contingencies

A provision is recognised when the Group has a present obligation as a result of past event, it is probable that an outflow of resources embodying economic benefits will be required to settle the obligation and a reliable estimate can be made of the amount of the obligation. Provisions are measured at the present value of management's best estimate of the expenditure required to settle the present obligation at the end of the reporting period. The discount rate used to determine the present value is a pre-tax rate that reflects current market assessments of the time value of money and the risks specific to the liability. The increase in the provision due to the passage of time is recognised as finance cost.

A contract is considered as onerous when the expected economic benefits to be derived by the Group from the contract are lower than the unavoidable cost of meeting its obligations under the contract.

A contingent liability is a possible obligation that arises from past events whose existence will be confirmed by the occurrence or non-occurrence of one or more uncertain future events beyond the control of the Group or a present obligation that is not recognised because it is not probable that an outflow of resources will be required to settle the obligation. A contingent liability also arises in extremely rare cases where there is a liability that cannot be recognised because it cannot be measured reliably. The Group does not recognise a contingent liability but discloses its existence in the financial statements. Contingent assets are not recognised in the financial statements.

m. Earnings per share

The Group reports basic and diluted earnings per share in accordance with Indian Accounting Standard 33 – "Earnings Per Share". Basic earnings per share is calculated by dividing the net profit or loss after tax for the year attributable to equity shareholders by the weighted average number of equity shares outstanding during the year. Diluted earnings per share reflects the potential dilution that could occur if securities or other contracts to issue equity shares were exercised or converted during the year. Diluted earnings per share is computed by dividing the net profit after tax attributable to the equity shareholders for the year by weighted average number of equity shares considered for deriving basic earnings per share and weighted average number of equity shares that could have been issued upon conversion of all potential equity shares.

n. Cash and cash equivalent

For the purpose of presentation in the statement of cash flows, cash and cash equivalents includes cash on hand, other short-term, highly liquid investments with original maturities of three months or less that are readily convertible to known amounts of cash and which are subject to an insignificant risk of changes in value, and bank overdrafts.

o. Statement of cash flows

Cash flows are reported using the indirect method, whereby net profit before tax is adjusted for the effects of transactions of non-cash future, any deferrals or accruals of past or future operating cash receipts or payments and item of expenses associated with investing or financing cash flows. The cash flows from operating, investing and financing activities of the Group are segregated.

p. Statutory reserve

In accordance with section 45-IC of the RBI Act, 1934, the Group creates a reserve fund and transfers therein a sum not less than twenty per cent of its net profit every year as disclosed in the Statement of profit and loss before any dividend is declared.

q. There are no standards that are issued but not yet effective from 1st April, 2025.



3. Cash and cash equivalent

Particulars	As at March 31, 2025	As at March 31, 2024
Cash on hand	545.35	935
Balance with bank		
in current accounts	9,539.18	4,654
in fixed deposits with maturity less than 3 months	5.09	559
Total	10,089.61	6,148.22

Of the above, the balances that meet the definition of Cash & Cash Equivalent as per Ind As 7 – “Statement of Cash Flows” is: 10,089.61 6,148.22

4. Bank balance other than cash and cash equivalents

Particulars	As at March 31, 2025	As at March 31, 2024
Fixed deposits with maturity of more than 3 months		
Fixed Deposits	3,191.36	1,639.24
In earmarked accounts		
ESCROW- Unpaid matured debenture interest	0.57	-
Total	3,191.93	1,639.24

4.1 Represent margin money deposits with banks and earmarked to avail term loans and issuance of Pass Through Certificates (Securization of Loan and Advances).

4.2 Deposits are made from varying period from 6 months to 2 years and earn interest from 5% to 8.50%

5. Loans

Particulars	As at March 31, 2025	As at March 31, 2024
A. Category of Loan wise details		
Loans (at amortised Cost)		
(I) Term loans	2,38,945.66	1,58,443.50
(II) Inter Corporate Loans	-	-
Total (Gross)	2,38,945.66	1,58,443.50
Less: Impairment Loss allowance	3,338.52	1,500.91
Total (Net)	2,35,607.15	1,56,942.59
B. Nature of Security wise details		
Loans (at amortised Cost)		
(I) Secured by tangible assets		
(i) Gold Loan	1,58,779.05	70,369.46
(ii) Loan Against Property / Housing Loans	18,061.31	7,992.79
Total (Gross) - (I)	1,76,840.36	78,362.25
Less: Impairment Loss allowance	1,004.60	339.65
Total (Net) - (I)	1,75,835.76	78,022.60

Particulars	As at March 31, 2025	As at March 31, 2024
(II) Unsecured		
(i) Micro Enterprise Loans (MEL)	47,183.24	65,663.61
(ii) Business Loans ('M'SME Loans)	1,656.17	7,036.90
(iii) Personal Loans/Consumer Loans	13,265.89	7,380.74
(iv) Corporate Loans	-	-
Total (Gross) - (II)	62,105.30	80,081.25
Less: Impairment Loss allowance	2,333.91	1,161.25
Total (Net) - (II)	59,771.39	78,919.99
Total (Gross) - (I) + (II)	2,38,945.66	1,58,443.50
Less: Impairment Loss allowance	3,338.52	1,500.91
Total (Net) - (I) + (II)	2,35,607.15	1,56,942.59
C. (I) Loans in India		
(i) Public Sector	-	-
(ii) Others	2,38,945.66	1,58,443.50
(II) Loans outside India	-	-
Total (Gross)	2,38,945.66	1,58,443.50
Less: Impairment Loss allowance	3,338.52	1,500.91
Total (Net)	2,35,607.15	1,56,942.59

5.1 The Holding Company's business model is to hold contractual cash flow, being the payment of Principal and Interest till maturity and accordingly the loans are measured at amortised cost.

5.2 Underlying for the term loans secured by tangible assets are properties and Gold Jewellery.

5.3 There are no loans measured at Fair Value Other Comprehensive income or Fair value through Profit or Loss or Designated at fair value through Profit or Loss.

5.4 Loans sanctioned and undisbursed amount to INR 97.69 lakhs as on March 31, 2025 (March 31, 2024: INR 729.64 lakhs), and the same amount is disclosed under Other Financial Liabilities.

5.5 The Holding Company has balance of securitised assets amounting to INR 38,548.56 lakhs (March 31, 2024: INR 18,386.77 lakhs). These loan assets have not been de-recognised from the loan portfolio of the Holding Company as these do not meet the de-recognition criteria. The Holding Company is responsible for collection and servicing of this loan portfolio on behalf of buyers/investors of Pass through Certificates (PTC). In terms of the said securitisation agreements, the Holding Company pays to buyer/investor of Pass through Certificates (PTC) on monthly basis the prorated collection amount as per the respective agreement terms.

5.6 The group has not granted loans and advances in the nature of loans to Promoters, Directors, Key Managerial Personnel or related parties u/s(76) either repayable on demand or without specifying terms/period. Refer related party disclosure (Note 43).

5.7 The group does not have any loans outside India.

6. Investments

Particulars	As at March 31, 2025	As at March 31, 2024
Investments carried at costs		
(a) Equity Instruments		
Subsidiary (at cost)		
Investment carried at fair value through profit & loss		
(a) Mutual funds (Quoted/ Unquoted)	98.56	1,211.99
Total Gross (A)	98.56	1,211.99
(i) Investments outside India	-	-
(ii) Investments in India	98.56	1,211.99
Total Gross (B)	98.56	1,211.99
Less: Impairment loss Allowances (C)	-	-
Total (A) - (C)	98.56	1,211.99



6.1 There are no investments measured at Fair Value through Other Comprehensive Income.

6.2 As per para 10 of Ind AS 27, the Holding Company has opted to account the investments in subsidiary entity at cost.

6.3 Where the Holding Company has complied with the number of layers prescribed under clause (87) of section 2 of the Act read with Companies (Restriction on number of Layers) Rules, 2017.

7. Other Financial Assets

Particulars	As at March 31, 2025	As at March 31, 2024
Security Deposit Leases	334.17	198.81
Insurance Claims receivables	-	30.83
Other receivables	849.64	584.90
Total	1,183.81	814.55

8. Current Tax Assets (Net)

Particulars	As at March 31, 2025	As at March 31, 2024
Advances Taxes& TDS (Net of provision)	471.00	-
Total	471.00	-

9. Deferred tax assets (Net)

Particulars	As at March 31, 2025	As at March 31, 2024
Tax effect of items constituting deferred tax liabilities:		
Difference in written down value of property, plant and equipment as per Companies Act and Income Tax Act	9.39	9.09
Difference in written down value of Right of Use assets as per Companies Act and Income Tax Act	1,005.99	453.48
Deferred Tax liabilities (total) (A)	1,015.38	462.57
Tax effect of items constituting deferred tax assets:		
On application of Expected Credit Loss method for loan loss provisions and related adjustments as per Ind AS 109	730.14	377.75
Amortisation of net income under Effective Interest Rate Method not adjusted under Income Tax Act, 1961	296.96	368.37
Impact of expenditure charged to the Statement of Profit and Loss in the current year but claimed as expense for tax purpose on payment basis	37.64	19.50
Impact of leases under Ind AS 116	1,116.07	501.60
Preliminary Expenses	6.84	8.62
On Fair Value Changes of financial assets not adjusted under Income Tax Act, 1961	-81.20	18.66
Deferred Tax liabilities (total) (A)	2,106.44	1,294.50
Total Deferred tax Asset/(liabilities) (Net)	1,091.06	831.93

9.1 Movement in Deferred Tax Liabilities

Particulars	As at March 31, 2024	Recognised in the statement of profit or loss	Recognised in OCI	As at March 31, 2025
Tax effect of items constituting deferred tax liabilities:				
Difference in written down value of property, plant and equipment as per Companies Act and Income Tax Act	9.09	0.29	-	9.39
Difference in written down value of Right of Use assets as per Companies Act and Income Tax Act	453.48	552.51	-	1,005.99

Particulars	As at March 31, 2023	Recognised in the statement of profit or loss	Recognised in OCI	As at March 31, 2024
Tax effect of items constituting deferred tax liabilities:				
Difference in written down value of property, plant and equipment as per Companies Act and Income Tax Act	12.18	-3.08	-	9.09
Difference in written down value of Right of Use assets as per Companies Act and Income Tax Act	388.56	64.92	-	453.48

9.2 Movement in Deferred Tax Assets

Particulars	As at March 31, 2024	Recognised in the statement of profit or loss	Recognised in OCI	As at March 31, 2025
On application of Expected Credit Loss method for loan loss provisions and related adjustments as per Ind AS 109	377.75	352.39	-	730.14
Amortisation of net income under Effective Interest Rate Method not adjusted under Income Tax Act, 1961	368.37	- 71.41	-	296.96
Impact of expenditure charged to the Statement of Profit and Loss in the current year but claimed as expense for tax purpose on payment basis	19.50	16.89	1.25	37.64
On Fair Value Changes of financial liabilities not adjusted under Income Tax Act, 1961	501.60	614.47	-	1,116.07
Preliminary Expenses	8.62	-1.79		6.84
On Fair Value Changes of financial assets not adjusted under Income Tax Act, 1961	18.66	-99.86	-	-81.20

Particulars	As at March 31, 2023	Recognised in the statement of profit or loss	Recognised in OCI	As at March 31, 2024
On application of Expected Credit Loss method for loan loss provisions and related adjustments as per Ind AS 109	73.58	304.17	-	377.75
Amortisation of net income under Effective Interest Rate Method not adjusted under Income Tax Act, 1961	86.42	281.96	-	368.37
Impact of expenditure charged to the Statement of Profit and Loss in the current year but claimed as expense for tax purpose on payment basis	16.28	3.22	-	19.50



Particulars	As at March31,2023	Recognised in the statement of profit or loss	Recognised in OCI	As at March31, 2024
Preliminary Expenses	-	8.62	-	8.62
On Fair Value Changes of financial liabilities not adjusted under Income Tax Act, 1961	414.18	87.41	-	501.60
On Fair Value Changes of financial assets not adjusted under Income Tax Act, 1961	12.53	6.13	-	18.66

10. Property, Plant and Equipment

Particulars	Furniture & Fixtures	Computers & printers	Servers	Office Equipment	Vehicles	Plant & Machinery	Total	Right to Use
Gross carrying amount								
Balance as at April 1, 2024*	1,336.17	316.66	17.31	828.31	142.35	-	2,640.79	2,283.49
Additions	709.86	245.75	2.73	775.97	125.55	476.20	2,336.05	2,630.78
Disposals	-	-	-	-	-	-	-	-
As at March 31, 2025	2,046.03	562.40	20.03	1,604.27	267.90	476.20	4,976.84	4,914.27
Accumulated depreciation and impairment								
Balance as at April 1, 2024*	162.48	110.69	0.97	229.81	22.72	-	526.67	481.68
Depreciation for the year	154.99	142.18	2.99	215.05	25.37	8.07	548.65	435.50
Disposals	-	-	-	-	-	-	-	-
As at March 31, 2025	317.46	252.87	3.96	444.86	48.09	8.07	1,075.32	917.18
Net book value								
As at April 1, 2024	1,173.69	205.97	16.33	598.50	119.63	-	2,114.12	1,801.81
As at March 31, 2025	1,728.57	309.53	16.07	1,159.42	219.81	468.13	3,901.52	3,997.10
Previous Year								
Gross carrying amount								
Balance as at April 1, 2023*	906.97	190.66	2.77	644.66	101.41	-	1,846.47	1,759.81
Additions	429.20	126.68	14.54	183.65	40.94	-	795.00	563.09
Disposals	-	0.69	-	-	-	-	0.69	39.41
As at March 31, 2024	1,336.17	316.66	17.31	828.31	142.35	-	2,640.79	2,283.49
Accumulated depreciation and impairment:								
As at April 1, 2023	52.55	38.33	0.43	84.64	8.73	-	184.67	215.93
Depreciation for the year	109.93	72.53	0.54	145.17	14.00	-	342.17	266.88
Disposals	-	0.17	-	-	-	-	0.17	1.12
As at March 31, 2024	162.48	110.69	0.97	229.81	22.72	-	526.67	481.68
Net book value								
As at April 1, 2023	854.43	152.34	2.33	560.02	92.68	-	1,661.80	1,543.88
As at Mar 31, 2024	1,173.69	205.97	16.33	598.50	119.63	-	2,114.12	1,801.81

* The company has not revalued property, plant and equipment during the year ended 31st March 2025



11. Other non – financial assets

Particulars	As at March 31, 2025	As at March 31, 2024
Advance for Expenses	5.16	4.10
Capital Advances	182.07	84.37
Prepaid Expenses	165.57	103.79
Balance with Government Authorities	469.82	146.33
Frauds Recoverable	-	-
Other Consumables	-	13.34
Total	822.62	351.92

12. Trade Payables

Particulars	As at March 31, 2025	As at March 31, 2024
Trade Payables		
A. Dues to micro enterprises and small enterprises	-	2.62
B. Dues to creditors other than micro enterprises and small enterprises	185.40	76.24
Total	185.40	78.87

12.1 Trade Payables Ageing Schedule

Particulars	As at March 31, 2025			
	Outstanding for following periods from due date of payment			
	Not due and Less than 1 year	1-2 years	2-3 years	Total
(i) MSME		-	-	
(ii) Others	185.40	-	-	185.40
(iii) Disputed Dues - MSME		-	-	
(iv) Disputed Dues - Others		-	-	
	185.40	-	-	185.40

Particulars	As at March 31, 2024			
	Outstanding for following periods			
	Not due and Less than 1 year	1-2 years	2-3 years	Total
(i) MSME	2.62	-	-	2.62
(ii) Others	76.24	-	-	76.24
(iii) Disputed Dues – MSME	-	-	-	-
(iv) Disputed Dues – Others	-	-	-	-
	78.87	-	-	78.87

13. Debt Securities

Particulars	As at March 31, 2025	As at March 31, 2024
At amortised cost – Secured		
Redeemable non-convertible debentures	67,351.10	48,699.31
	67,351.10	48,699.31
Out of Above		
Debt Securities in India	67,351.10	48,699.31
Debt Securities outside India	-	
Total	67,351.10	48,699.31



3.1 Details of debt securities

- **INEONES07097:** 15,000 (March 31, 2024: 0), @ 11.40% Listed, Rated, Secured, Senior, Taxable, Redeemable non-convertible debentures (NCD) of face value Rs. 1,00,000 each aggregating to Rs. 150 Crores. The date of allotment was 12 April, 2024 (Rs. 50 Crores) and 18 April, 2024 (25 Crores) and 2 May, 2024 (75 Crores). The amount outstanding as on March 31, 2025 is Rs.93.75 Crores (March 31, 2024: Nil).
- **INEONES07105:** 17,500 (March 31, 2024: 0), @ 11.40% Listed, Rated, Secured, Senior, Taxable, Redeemable non-convertible debentures (NCD) of face value Rs. 1,00,000 each aggregating to Rs. 175 Crores. The date of allotment was 10 May, 2024 (Rs. 175 Crores). The amount outstanding as on March 31, 2025 is Rs.109.375 Crores (March 31, 2024: Nil).
- **INEONES07154:** 5,000 (March 31, 2024: 0), @ 11.30% Listed, Rated, Secured, Senior, Taxable, Redeemable non-convertible debentures (NCD) of face value Rs. 1,00,000 each aggregating to Rs. 50 Crores. The date of allotment was 23 January, 2024 (Rs. 50 Crores). The amount outstanding as on March 31, 2025 is Rs.50.00 Crores (March 31, 2024: Nil).
- **INEONES07121:** 10,000 (March 31, 2024: 0), @ 11.40% Listed, Rated, Secured, Senior, Taxable, Redeemable non-convertible debentures (NCD) of face value Rs. 1,00,000 each aggregating to Rs. 100 Crores. The date of allotment was 30 July, 2024 (Rs. 50 Crores) and 29 August, 2024 (Rs 50 Crores) . The amount outstanding as on March 31, 2025 is Rs.100.00 Crores (March 31, 2024: Nil).
- **INEONES07162:** 4,000 (March 31, 2024: 0), @ 11.30% Listed, Rated, Secured, Senior, Taxable, Redeemable non-convertible debentures (NCD) of face value Rs. 1,00,000 each aggregating to Rs. 40 Crores. The date of allotment was 06 March, 2025 (Rs. 40 Crores). The amount outstanding as on March 31, 2025 is Rs.40.00 Crores (March 31, 2024: Nil).
- **INEONES07139:** 7,500 (March 31, 2024: 0), @ 11.40% Listed, Rated, Secured, Senior, Taxable, Redeemable non-convertible debentures (NCD) of face value Rs. 1,00,000 each aggregating to Rs. 75 Crores. The date of allotment was 22 October, 2024 (Rs. 75 Crores). The amount outstanding as on March 31, 2025 is Rs.75.00 Crores (March 31, 2024: Nil).
- **INEONES07147:** 4,000 (March 31, 2024: 0), @ 11.40% Listed, Rated, Secured, Senior, Taxable, Redeemable non-convertible debentures (NCD) of face value Rs. 1,00,000 each aggregating to Rs. 40 Crores. The date of allotment was 26 November, 2024 (Rs. 40 Crores). The amount outstanding as on March 31, 2025 is Rs.40.00 Crores (March 31, 2024: Nil).
- **INEONES07113:** 3,600 (March 31, 2024: 0), @ 11.40% Listed, Rated, Secured, Senior, Taxable, Redeemable non-convertible debentures (NCD) of face value Rs. 1,00,000 each aggregating to Rs. 36 Crores. The date of allotment was 13 June, 2024 (Rs. 36 Crores). The amount outstanding as on March 31, 2025 is Rs.36.00 Crores (March 31, 2024: Nil).
- **INEONES07022:** NIL (March 31, 2024: 2400), @ 11.60% Listed, Rated, Secured, Senior, Taxable, Redeemable non-convertible debentures (NCD) of face value Rs. 1,00,000 each aggregating to Rs. 24 Crore. The date of allotment was 07 June, 2023. The amount outstanding as on March 31, 2025 is NIL (March 31, 2024: Rs. 13.2 Crores).
- **INEONES07030:** NIL (March 31, 2024: 15,000), @ 11.65% Listed, Rated, Secured, Senior, Taxable, Redeemable non-convertible debentures (NCD) of face value Rs. 1,00,000 each aggregating to Rs. 150 Crores . The date of allotment was 23 June, 2023 (Rs.20 Crores) , 27th Jul, 2023 (Rs.60 Crores), and 17th August, 2023 (Rs.70 Crores) . The amount outstanding as on March 31, 2025 is Rs.NIL (March 31, 2024: Rs. 83.175 Crores).
- **INEONES07055:** NIL (March 31, 2024: 3,000), @ 11.60% Unlisted, Rated, Secured, Senior, Taxable, Redeemable non-convertible debentures (NCD) of face value Rs. 1,00,000 each aggregating to Rs. 30 Crores . The date of allotment was 29 August, 2023. The amount outstanding as on March 31, 2025 is NIL (March 31, 2024: Rs. 20 Crores).
- **INEONES07048:** NIL (March 31, 2024: 10,000), @ 11.60% Listed, Rated, Secured, Senior, Taxable, Redeemable non-convertible debentures (NCD) of face value Rs. 1,00,000 each aggregating to Rs. 100 Crores . The date of allotment was 11 Sep, 2023 (Rs.50 Crores), and 26 Sep, 2023 (Rs.50 Crores). The amount outstanding as on March 31, 2025 is Rs.10.90 Crores (March 31, 2024: Rs. 70.3 Crores).
- **INEONES07063:** NIL (March 31, 2024: 5,000), @ 11.60% Unlisted, Rated, Secured, Senior, Taxable, Redeemable non-convertible debentures (NCD) of face value Rs. 1,00,000 each aggregating to Rs. 50 Crores. The date of allotment was 20 October, 2023 (50 Crores). The amount outstanding as on March 31, 2025 is Rs.12.875 Crores (March 31, 2024: Rs. 42.575 Crores).
- **INEONES07014:** NIL (March 31, 2024: 2,500), @ 14.90% Unlisted, Unrated, secured non-convertible debentures (NCD) of face value Rs. 1,00,000 each aggregating to Rs. 25 Crores. The date of allotment was 17 April, 2023 (25 Crores). The amount outstanding as on March 31, 2025 is Rs.5 Crores (March 31, 2024: Rs. 15.00 Crores).



- **INEONES07071:** NIL(March 31, 2024: 16,000), @ 11.60% Listed, Rated, Secured, Senior,Taxable, Redeemable non-convertible debentures (NCD) of face value Rs. 1,00,000 each aggregating to Rs. 160 Crores. The date of allotment was 28 November, 2023(Rs. 50 Crores) and 15th December 2024 (Rs.110 Crores). The amount outstanding as on March 31, 2025 is Rs.60.00 Crores (March 31, 2024: Rs. 140.00 Crores).
- **INEONES07089:** NIL (March 31, 2024: 11,000), @ 11.50% Listed, Rated, Secured, Senior,Taxable, Redeemable non-convertible debentures (NCD) of face value Rs. 1,00,000 each aggregating to Rs. 110 Crores. The date of allotment was 20 February, 2024(Rs. 110 Crores). The amount outstanding as on March 31, 2025 is Rs.55.00 Crores (March 31, 2024: Rs. 110.00 Crores).

13.2 Disclosure under regulation 53(e) of SEBI (Listing Obligation and Disclosure Requirements) Regulations, 2015:

Debenture Trustees:

1. Catalyst Trusteeship Limited | Address: 901, 9F, B, Peninsula Business Park, Senapati Bapat Marg, Lower Parel (W), Mumbai - 400013 | Contact: +91 9322132716
2. Axis Trustee Services Limited | Address: The Ruby, 2nd Floor, SW, 29 Senapati Bapat Marg, Dadar West, Mumbai – 400 028 | Contact: +91 9008834577

13.3 Disclosure under regulation 53(f) of SEBI (Listing Obligation and Disclosure Requirements) Regulations, 2015:

Related Party Transactions - Refer Note 36

13.4 Disclosure under regulation 54(2) of SEBI (Listing Obligation and Disclosure Requirements) Regulations, 2015:

Asset Cover:

All the above mentioned NCDs are having first and exclusive charge via deed of hypothecations signed over specific standard asset portfolio of receivables to the extent equal to an amount aggregating to the total outstanding such that the value of security shall be equal of 1.10 times). Debentures from sl. no. (ix) to (xiv) was covered with personal guarantee of the Director.

13.5 The Holding Company has not defaulted in the repayment of debt securities and interest thereon for the year ended March 31, 2025 and March 31, 2024, respectively.

13.6 Details of term of repayment – Debentures

ISIN No	Issued at	Due Date of Maturity	Closing balance	
			As at March 31, 2025	As at March 31, 2024
INEONES07022	At Discount	31-01-2025	-	1,320.00
INEONES07030	At Discount	22-02-2025	-	8,318.00
INEONES07055	At Discount	28-02-2025	-	2,000.00
INEONES07048	At Par	11-05-2025	1,090.00	7,030.00
INEONES07063	At Par	20-06-2025	1,288	4,258
INEONES07014	At Par	30-09-2025	500.00	1,500.00
INEONES07071	At Par	28-11-2025	6,000.00	14,000.00
INEONES07089	At Par	20-02-2026	5,500.00	11,000.00
INEONES07097	At Par	12-04-2026	9,375.00	-
INEONES07105	At Par	10-05-2026	10,938	-
INEONES07154	At Par	23-01-2027	5,000.00	-
INEONES07121	At Par	28-01-2027	10,000.00	-
INEONES07162	At Par	06-03-2027	4,000.00	-
INEONES07139	At Par	22-04-2027	7,500.00	-
INEONES07147	At Par	26-05-2027	4,000.00	-
INEONES07113	At Par	13-06-2027	3,600.00	-
Total			68,790.00	49,425.00
EIR Adjustment			1,438.90	726.69
Grand Total			67,351.10	48,699.31



Borrowings (Other than debt securities)

Particulars	As at March 31, 2025	As at March 31, 2024
At amortised cost		
Term loans	50,370.27	29,773.32
from banks	47,714.46	32,635.56
from others	28,923.92	18,538.31
Loans against securitised assets		
	1,27,008.65	80,947.19
Out of Above		
Secured Borrowings in India	1,23,508.65	80,947.19
Secured Borrowings outside India	-	-
Unsecured Borrowings in India	3,500.00	-
Unsecured Borrowings outside India	-	-
Total	1,27,008.65	80,947.19

14.1 Secured term loans from banks and financial institutions include loans from various banks and financial institutions and carry rate of interest in the range of 11.30% to 13.20% p.a (31 March, 2024: 11.25% to 14.75%). The loans are having tenure of 12 to 36 months (31 March, 2024: 12 to 36 months) from the date of disbursement and are repayable in monthly or quarterly installments. These loans are secured by hypothecation (exclusive charge) of certain loans given by the Holding Company.

14.2 The Group is not a declared willful defaulter by any bank or financial Institution or other lender, in accordance with the guidelines on willful defaulters issued by the Reserve Bank of India, during the year ended 31 March, 2025 and 31 March, 2024.

14.3 The Holding Company has borrowings from banks and financial institutions on the basis of security of loans and the quarterly details filed by the Holding Company with the banks and financial institutions are in accordance with the books of accounts of the Holding Company for the respective quarters.

14.4 The Group has not defaulted in the repayment of debt securities, borrowings (other than debt securities) and interest thereon for the year ended 31 March, 2025 and 31 March, 2024

14.5 The Group has utilised the borrowings for the purpose for which it was obtained.

14.6 The Holding Company has balance of securitised assets amounting to Rs.38,548.56 lakhs (31 March, 2024: Rs. 18,386.77 lakhs). These loan assets have not been de- recognised from the loan portfolio of the Holding Company as these do not meet the de- recognition criteria. The Holding Company is responsible for collection and servicing of this loan portfolio on behalf of buyers/investors of Pass through Certificates (PTC). In terms of the said securitisation agreements, the Holding Company pays to buyer/investor of Pass through Certificates (PTC) on monthly basis the prorated collection amount as per the respective agreement terms.

14.7 Loans against securities assets are include investment in equity tranche of PTC amounting to Rs. 1,652.96 as at 31st March 2025 (Rs. 103.7 Lakhs as at 31st March 2024)

14.8 Terms of repayment

Term Loans from	Tenure	Repayment	Interest Ranges	Due with in a year		Due with in 1 to 2 year		Due with in 2 to 3 year		Due with in 3 to 4 year		Due with in 4 to 5 year		Above 5 year		Total	
				No of Installments	Amount	No of Installments	Amount	No of Installments	Amount	No of Installments	Amount	No of Installments	Amount	No of Installments	Amount		
Bank	1 to 3 yr	Monthly	10%-12%	65	10,394.25	33	6,210.30	-	-	-	-	-	-	-	-	17,132.55	
			12%-13%	178	21,257.10	57	6,172.07	-	-	-	-	-	-	-	-	27,429.17	
			13%-14%	29	1,886.32	12	567.08	11	45.27	-	-	-	-	-	-	2,498.67	
			14%-15%	-	-	-	-	-	-	-	-	-	-	-	-	-	-
		Quarterly	12%-13%	3	1,500.00	4	2,000.00	-	-	-	-	-	-	-	-	-	3,500.00
			13%-14%	-	-	-	-	-	-	-	-	-	-	-	-	-	-
Others	1 to 3 yr	Monthly	12%-13%	121	8,540.87	33	6,739.57	4	269.22	-	-	-	-	-	-	15,609.66	
			13%-14%	222	3,473.03	130	4,824.96	8	292.08	-	-	-	-	-	-	14,590.08	
			14%-15%	47	2,459.65	11	458.33	-	-	-	-	-	-	-	-	2,917.98	
			15%-16%	-	-	-	-	-	-	-	-	-	-	-	-	-	-
		Quarterly	12%-13%	7	2,575.00	5	1,727.00	1	333.33	-	-	-	-	-	-	-	4,635.42
			13%-14%	15	5,256.25	5	1,375.00	-	-	-	-	-	-	-	-	-	6,631.25
Loans against securitised assets (PTC)	1 to 3 yr	Monthly	12%-13%	130	27,346.88	15	1,802.56	10	978.61	-	-	-	-	-	-	30,128.05	
			13%-14%	5	321.78	-	-	-	-	-	-	-	-	-	-	-	321.78
Others (FFI)	0-6 months	Bulet	10%-12%	1	3,500.00	-	-	-	-	-	-	-	-	-	-	3,500.00	
Total																129,434.81	
EBT adjustment																-2,426.16	
Total																127,008.65	



As at March 31, 2024

Term Loans from	Tenure	Repayment	Interest Range	Due with in a Year		Due with in 1 to 2 Year		Due with in 2 to 3 Year		Due with in 3 to 4 Year		Due with in 4 to 5 Year		Above 5 years		Amount
				No of installments	Amount	No of installments	Amount	No of installments	Amount	No of installments	Amount	No of installments	Amount	No of installments	Amount	
Bank	1 to 3 year	Monthly	11%-12%	57	5,916.67	17	2,055.56									7,972.22
			12%-13%	83	77,303.70	59	5,032.29									12,340.99
			13%-14%	32	2,963.49	14	1,168.83									44,120.32
		Quarterly	14%-15%	7	665.43											665.43
			12% - 13%	7	2,357.14	4	1,142.86									3,500.00
			13% - 14%	5	1,187.50											1,187.50
NBFC	1 to 3 year	Monthly	12% - 13%	11	666.67	12	666.67	12	666.67							2,000.00
			13% - 14%	101	7,013.58	43	3,091.27	9	500							10,606.83
			14% - 15%	150	7,014.99	26	1,301.82									8,316.82
		Quarterly	13% - 14%	12	4,425.00	11	40,006.23	3	750							9,181.25
			14% - 15%	3	1,125.00											1,125.00
			3 to 4 year	Monthly	14% - 15%	12	500	12	500	11	458.33					1,458.33
Loan against securities	1 to 3 year	Monthly	12% - 13%	64	12,926.35	6	1,513.28								14,439.63	
			13% - 14%	22	3,250.59	4	696.55								3,947.15	
Total																80,871.47
EBR Adjustment																-75.72
Total																80,947.19

14.9 Reconciliation of liabilities arising from financial activities

Particulars	Debt Securities	Loan against securitized assets	Borrowings (from banks)	Borrowings (from others)	Total
March 31, 2023	-	-	15,658.13	34,987.89	50,646.02
Cash Flows:					
Repayments	15,475.00	5,951.59	28,813.93	61,506.78	111,747.30
Proceeds	64,900.00	24,338.46	43,050.00	59,025.00	1,91,313.46
Non Cash					
Amortization of upfront fees and others (net)	827.07	93.80	230.20	25.14	1,176.21
Accrued interest (net)	101.38	245.24	109.32	154.60	610.53
March 31,2024	48,699.31	18,538.31	29,773.32	32,635.56	1,29,646.50
Cash Flows:					
Repayments	46,509.31	32,855.22	27,512.71	57,061.60	1,63,938.84
Proceeds	66,600.00	42,940.35	48,300.00	72,310.00	2,30,150.35
Non Cash					
Amortization of upfront fees and others (net)	1,576.84	146.48	197.59	200.28	2,121.19
Accrued interest (net)	137.94	446.96	7.24	30.77	622.91
March 31,2025	67,351.10	28,923.92	50,370.27	47,714.46	1,94,359.74

15. Other financial liabilities

Particulars	As at March 31,2025	As at March 31,2024
Amount payable to borrowers	42.10	3.10
Lease liability	4,434.46	1,992.99
Employee Related Payables	1,244.84	82.83
Insurance premium collected and payable	52.04	0.59
Loans sanctioned but undisbursed	97.70	729.64
Unpaid matured debenture & interest accrued thereon*	0.58	-
Insurance claims received and payable to Borrowers/others	35.53	-
Total	5,907.26	2,814.55

*Unpaid matured debentures & interest accrued thereon is on account of deceased investor



16. Current Tax Liabilities

Particulars	As at March 31,2025	As at March 31,2024
Provision for income tax (net of advance taxes and TDS)	-	263.27
Total	-	263.27

17. Provisions

Particulars	As at March 31,2025	As at March 31,2024
Provisions for Employee benefit expenses		
Provision for gratuity	64.01	21.49
Provision for Leave Encashment	80.56	55.98
Total	144.58	77.47

18. Other non-financial liabilities

Particulars	As at March 31, 2025	As at March 31,2024
Statutory dues payable	228.28	212.30
Total	228.28	212.30

19. Equity share capital

Particulars	As at March 31, 2025		As at March 31, 2024	
	Number	Amount	Number	Amount
Authorized Capital Equity shares of INR 10 each	20,00,00,000	20,000.00	20,00,00,000	20,000.00
Total	20,00,00,000	20,000.00	20,00,00,000	2,00,00,00,000.00
Issued, subscribed and fully paid –up shares Equity shares of INR 10 each fully paid up	12,73,38,311	12,733.83	10,43,44,801	10,434.48
Total	12,73,38,311	1,27,33.83	10,43,44,801	10,434.48

19.1 Reconciliation of number of shares

Particulars	As at March 31, 2025		As at March 31, 2024	
	Number	Amount	Number	Amount
At the beginning of the year	10,43,44,801	10,434.48	6,43,11,288	6,431.13
Shares issued during the Year	2,29,93,510	2,299.35	4,00,33,513	4,003.35
Shares issued during the Year				
Outstanding at the end of the year	12,73,38,311	12,733.83	10,43,44,801	10,434.48

19.2 Terms/rights attached to equity shares

The Holding Company has only one class of equity shares of par value of INR 10 per share. Each holder of equity share is entitled to one vote per share. Any dividend proposed by the Board of Directors is subject to the approval of the shareholders in the ensuing Annual General Meeting. The Holding Company declares and pays dividends in Indian rupees.

In the event of liquidation of the company, the holders of equity shares will be entitled to receive remaining assets of the company, after distribution of all preferential amounts. The distribution will be in proportion to the number of equity shares held by the shareholders.



19.3 Details of shareholder (s) holding more than 5% equity shares in the Company

Name of shareholder	As at March 31, 2025		As at March 31, 2024	
	No. of shares held	% Holding	No. of shares held	% Holding
Vijaya Sivarami Reddy Vendidandi	9,56,45,505	75.11%	7,98,63,230	76.54%
Padmaja Gangireddy	2,79,81,994	21.97%	2,13,39,500	20.45%
Hina Ansari	4,00,183	0.31%	4,00,183	0.38%

19.4 Details of shares held by promoters at the end of the year

As at March 31, 2025

Promoter Name	No. of Shares at the beginning of the year	Change during the year	No. of Shares at the year end	% of total shares
Vijaya Sivarami Reddy Vendidandi	7,98,63,230	1,57,82,275	9,56,45,505	75.11%
Padmaja Gangireddy	2,13,39,500	66,42,494	2,79,81,994	21.97%
Revan Saahith Reddy Vendidandi	23,73,085	5,11,687	28,84,772	2.27%
Hina Ansari	4,00,183	-	4,00,183	0.31%
TOTAL	10,39,75,998	2,29,36,456	12,69,12,454	99.67%

As at March 31, 2024

Promoter Name	No. of Shares at the beginning of the year	Change during the year	No. of Shares at the year end	% of total shares
Vijaya Sivarami Reddy Vendidandi	4,87,69,743	3,10,93,487	7,98,63,230	62.72%
Padmaja Gangireddy	1,24,44,823	88,94,677	2,13,39,500	16.76%
Revan Saahith Reddy Vendidandi	23,73,085	-	23,73,085	1.86%
Hina Ansari	400,183	-	400,183	0.31%
TOTAL	6,39,87,834	3,99,88,164	10,39,75,998	81.65%

19.5 The Company (except disclosed above) has not allotted any shares for consideration other than cash, bonus shares and shares bought back for five years immediately preceding the reporting date.

Particulars	Fully paid up pursuant to contract(s) without payment being received in cash	Fully paid up by way of bonus shares	Shares bought back
FY 2024 -25	Nil	Nil	Nil
FY 2023 -24	Nil	Nil	Nil
FY 2022 -23	Nil	Nil	Nil
FY 2021-22	Nil	Nil	Nil

20. Other Equity

Particulars	As at March 31,2025	As at March 31,2024
Securities premium account	32,222.70	19,460.58
Statutory Reserve	3,085.19	1,768.08
Retained Earnings	11,579.64	7,070.75
Capital Reserve	2.28	2.28
Total	46,895.27	28,301.68

A. Nature and purpose of reserve

Securities Premium Reserve:

Securities premium reserve is used to record the premium on issue of shares. The reserve can be utilised only for limited purposes in accordance with the provisions of the Companies Act, 2013

Statutory reserve:

Statutory Reserve represents the Reserve Fund created under Section 45 IC of the Reserve Bank of India Act, 1934. Accordingly an amount representing 20% of Profit for the period is transferred to the fund for the year.



Retained earnings:

Retained earnings represents surplus / accumulated earnings of the Company and are available for distribution to shareholders.

B. Movement in Other equity

Particulars	As at March 31, 2025	As at March 31, 2024
I. Securities premium reserve		
Opening Balance	19,460.58	8,730.22
Add : Premium received on issue of securities	12,762.12	10,743.39
Less : Share issue expenses	-	13.03
	32,222.70	19,460.58
Impact of first time adoption of Ind AS	32,222.70	19,460.58
II. Special Reserve under section 45-IC of the Reserve Bank of India Act, 1934		
Opening balance	1,773.53	336.08
Add : Transfer from retained earnings	1,317.12	1,437.44
III. Capital Reserve	3,090.64	1,773.53
Opening balance	2.28	-
Add: Transfer from retained earnings	-	2.28
IV. Retained earning	2.28	2,28
Opening balance	7,092.54	1,342.77
Add : Profit for the year	6,610.11	7,158.73
Add : Other comprehensive income	- 6.21	1.24
Less: Prior Period Adjustment	-799.68	-
Appropriations:		
Transfer to Special Reserve u/s 45-IC of the Reserve Bank of India Act, 1934	-1,317.12	- 1,431.99
Transfer to General Reserve	-	
	11,579.64	7,092.54
Impact of first time adoption of Ind AS		
Total	48,895.27	28,328.92

21. Interest income

Particulars	Year ended March 31, 2025	Year ended March 31, 2024
On financial assets measured at amortized cost		
Interest on term loans	44,887.16	24,331.57
Interest Income on fixed deposits	245.16	268.91
Total	45,132.32	24,600.48

22. Fees and commission income

Particulars	Year ended March 31, 2025	Year ended March 31, 2024
Fees income	1,871.90	2,083.53
Commissions income	30.46	37.15
Total	1,902.36	2,120.68

23. Net gain on fair value changes

Particulars	Year ended March 31, 2025	Year ended March 31, 2024
Net gain/ (loss) on financial instruments at fair value through profit or loss		
Realised gain/ (loss) on investments at FVTPL	987.87	217.23
Unrealised gain/ (loss) on investments at FVTPL	-10.25	9.94
Total	977.63	227.17

24. Other income

Particulars	Year ended March 31, 2025	Year ended March 31, 2024
Interest on lease deposits	11.34	6.96
Profit of derecognition of ROU	-	4.01
Marketing Support Income	467.00	779.11
Recovery of written of loans	37.43	-
Sundry Balances written off	7.45	-
Interest of Income Tax Refund	0.03	-
Interest of Inter Corporate Deposits	4.52	-
Rental Income from Machinery	9.52	-
Total	537.28	790.08

25. Finance costs

Particulars	Year ended March 31, 2025	Year ended March 31, 2024
On financial liabilities measured at amortised cost		
Interest on borrowings - Debt Securities	8,314.86	3,079.03
Interest on borrowings – Others	15,345.52	9,176.28
Interest on lease liabilities	478.74	244.61
Interest on advance tax	-	23.98
Total	24,139.13	12,523.91

26. Impairment on financial instruments

Particulars	Year ended March 31, 2025	Year ended March 31, 2024
On financial instruments measured at amortised cost		
Impairment Loss Provision (Expected Credit Loss)	1,837.38	1,142.19
Auction Loss	0.30	23.07
Loans written off	3,871.78	-
Total	5,709.45	1,165.25

27. Employee benefits expenses

Particulars	Year ended March 31, 2025	Year ended March 31, 2024
Salaries and wages	7,470.42	3,413.15
Directors' sitting fees	50.16	44.16
Staff welfare expenses	101.22	19.20
Gratuity Expenses	35.99	15.74
Interest Expense on EBO as per Actuarial Report	1.56	0.52
Compensated Absences	76.59	55.70
Total	7,735.94	3,548.48

28. Depreciation, amortization and impairment

Particulars	Year ended March 31, 2025	Year ended March 31, 2024
Depreciation on property, plant and equipment	548.65	342.00
Depreciation of Right of use assets	435.50	265.75
Total	984.14	607.75



29. Other expenses

Particulars	Year ended March 31, 2025	Year ended March 31, 2024
Advertisement, publicity and sales promotion expenses	83.51	23.15
Auditor's fees and expenses (Refer Note 28.1)	30.66	22.27
Bank Charges	95.43	44.97
Communication cost	73.31	54.63
DP Custodian Fees	6.77	6.43
Energy Cost	65.29	45.97
Expenditure on Corporate Social Responsibility (Refer Note 31)	73.95	14.50
Expenses for Credit Information Companies (under RBI)	19.76	20.42
Insurance	83.97	27.34
Interest and Penalties	0.12	18.37
Legal and Professional Charges	96.70	71.35
Loss due to Frauds and Thefts	61.53	-
Miscellaneous expenses	17.36	16.72
Office maintenance	179.87	112.85
Printing and stationary	92.54	81.26
Rates and taxes	15.06	66.83
Rent	332.26	192.02
Rent on machinery	9.96	-
Repairs and maintenance	12.75	8.41
Security Charges	4.71	4.35
Software maintenance	379.43	71.30
Staff Recruitment Charges	21.26	20.79
Travelling and conveyance	11.95	9.81
Total	1,768.15	933.73

30. Tax expense

Particulars	As at March 31, 2025	As at March 31, 2024
In respect of the current year	1,862.35	2,394.87
Deferred tax charge/(credit)	- 259.68	- 621.48
Total income tax expense recognised (excluding tax recognised in other comprehensive income)	1,602.67	1,773.39

30.1 The major components of tax expense and the reconciliation of the expected tax expense based on the domestic effective tax rate and the reported tax expense in statement of profit and loss, is as follows:

Particulars	As at March 31, 2025	As at March 31, 2025
Profit before tax	8,212.78	8,959.36
Applicable tax rate	25.17%	25.17%
Expected tax expense [A]	1,862.35	2,394.87
Deductions under Chapter VIA of the Income-tax Act, 1961	-	16.71
Others	1,421.05	1,798.90
Deductions under Section 36(1)(viii) of the Income-tax Act, 1961	437.47	579.26
Total	1,858.51	2,394.87

30.2 Income tax expense recognised in other comprehensive income

Particulars	As at March 31,2025	As at March 31,2024
Income tax relating to re-measurement loss on defined benefit plans	-	-
Income tax relating to re-measurement gains/ (losses) on hedge instruments	-	-
Total	-	-

31. Earnings per share (EPS)

The following reflects the profit / (loss) and share data used in basic and diluted EPS computations.

Particulars	As at March 31,2025	As at March 31,2024
Basic and diluted		
Weighted average number of equity shares for computation of Basic EPS (in no.)	1,171.37	805.47
Net profit for calculation of basic EPS	6,603.90	7,185.97
Basic earnings per share	5.64	8.92
Dilutive earning per share	5.64	8.92

32. Contingent liabilities and commitments

a. Contingent Liabilities not provided for in respect of:

Particulars	As at March 31,2025	As at March 31,2024
i) Claims against the Company not acknowledged as debt;	-	-
ii) Other money for which the Company is getting liable:-	-	-
Total	-	-

b. Capital commitments:

Particulars	As at March 31,2025	As at March 31,2024
Estimated amount of contracts remaining to be executed on capital account, net of advances and not provided for	159.13	35.44
Commitments related to loans sanctioned but undrawn	-	-
Total	159.13	35.44

33. Employee benefit obligations

i. Defined contribution plan

The Group makes contributions to Provident Fund which are defined contribution plan for qualifying employees. The Group recognized ₹60.71 Lakhs (March 31, 2024: ₹46.59Lakhs) for Provident Fund contributions in the Statement of Profit and Loss

ii. Defined benefit plan

The Group has a defined benefit gratuity plan. The gratuity plan is governed by the Payment of Gratuity Act, 1972. Every employee who has completed five years or more of service gets a gratuity on leaving the service of the Group at 15 days salary (last drawn salary) for each completed year of service.

The following tables summarise the components of net benefit expense recognised in the statement of profit or loss and amounts recognised in the balance sheet for the plan:

Particulars	As at March 31,2025	As at March 31,2024
Defined benefit Cost included in P&L	37.56	16.26
Other comprehensive (Income)/Loss	4.96	-1.65
Total Defined Benefit Cost recognized in P&L and OCI	42.52	14.61
Defined Benefit Obligations at the end	64.01	21.49
Fair Value of Plan Assets at the end	-	-
Net Defined Benefit Liability/ (Asset)	64.01	21.49



Disclosure Information
A. Change in Defined Benefit Obligation

Particulars	Year ended March 31, 2025	Year ended March 31, 2024
Defined Benefit Obligation at the beginning	21.49	6.88
Current Service Cost	35.99	15.74
Past Service Cost	-	-
(Gain) / Loss on settlements	-	-
Interest Expense	1.56	0.52
Benefit Payments from Plan Assets	-	-
Benefit Payments from Employer	-	-
Settlement Payments from Plan Assets	-	-
Settlement Payments from Employer	-	-
Other (Employee Contribution, Taxes, Expenses)	-	-
Increase / (Decrease) due to effect of any business combination/ divestiture /transfer)	-	-
Increase / (Decrease) due to Plan combination	-	-
Remeasurements - Due to Demographic Assumptions	- 2.19	- 0.66
Remeasurements - Due to Financial Assumptions	0.82	0.40
Remeasurements - Due to Experience Adjustments	6.34	-1.39
Defined Benefit Obligation at the end	64.01	21.49

B. Change in Fair Value of Plan Assets

Particulars	Year ended March 31, 2025	Year ended March 31, 2024
Fair Value of Plan Assets at the beginning	-	-
Interest Income	-	-
Employer Contributions	-	-
Employer Direct Benefit Payments	-	-
Employer Direct Settlement Payments	-	-
Benefit Payments from Plan Assets	-	-
Benefit Payments from Employer	-	-
Settlement Payments from Plan Assets	-	-
Settlement Payments from Employer	-	-
Other (Employee Contribution, Taxes, Expenses)	-	-
Increase / (Decrease) due to effect of any business combination / divestiture /transfer)	-	-
Increase / (Decrease) due to Plan combination	-	-
Remeasurements - Return on Assets	-	-
(Excluding Interest Income)	-	-
Fair Value of Plan Assets at the end	-	-

C. Changes in Reimbursement Rights

Particulars	Year ended March 31, 2025	Year ended March 31, 2024
Reimbursement Rights at the beginning	-	-
Reimbursement Service Cost	-	-
Gain/ (loss) on Settlements	-	-
Interest Income	-	-
Employer Contributions to Reimbursement Rights	-	-
Reimbursements to Employer	-	-
Increase / (Decrease) due to effect of any business combination / divesture /transfer)	-	-
Increase / (Decrease) due to Plan combination	-	-
Benefits paid by the Company in prior valuation period and settled by Fund Manager in current 3 Quarter	-	-
Net Transfer In / (Out) (Including the effect of any business combination / divesture)	-	-
Remeasurements - Return on Reimbursement Rights (Excluding Interest Income)	-	-
Reimbursement Rights at the end	-	-

D. Change in Asset Ceiling / Onerous Liability

Particulars	Year ended March 31, 2025	Year ended March 31, 2024
Asset Ceiling/ Onerous Liability at the beginning	-	-
Interest Income	-	-
Gain / (Loss) on Settlements	-	-
Remeasurement - Due to Asset Ceiling / Onerous Liability (Excluding Interest Income)	-	-
Asset Ceiling / Onerous Liability at the end	-	-

E. Components of Defined Benefit Cost

Particulars	Year ended March 31, 2025	Year ended March 31, 2024
Current Service	35.99	15.74
Cost Past Service Cost	-	-
(Gain) / Loss on Settlements	-	--
Reimbursement Service Cost	-	-
Total Service Cost	35.99	15.74
Interest Expense on DBO	1.56	0.52
Interest (Income) on Plan Assets	-	-
Interest (Income) on Reimbursement Rights	-	-
Interest Expense on (Asset Ceiling) / Onerous Liability	-	-
Total Net Interest Cost	1.56	0.52
Reimbursement of Other Long Term Benefits	-	-
Defined Benefit Cost included in P & L	37.56	16.26
Remeasurements - Due to Demographic Assumptions	-2.19	-0.66
Remeasurements - Due to Financial Assumptions	0.82	0.40
Remeasurements - Due to Experience Adjustments	6.34	-1.39
(Return) on Plan Assets (Excluding Interest Income)	-	-
(Return) on Reimbursement Rights	-	-
Changes in Asset Ceiling / Onerous Liability	-	-
Total Remeasurements in OCI	4.96	-1.65
Total Defined Benefit Cost recognized in P&L and OCI	42.52	14.61



F. Bifurcation of Present Value of Obligations at the end of the valuation period as per Schedule III of the Companies Act 2013

Particulars	Year ended March 31, 2025	Year ended March 31, 2024
Current Liabilities	0.52	0.15
Non- current Liabilities	63.49	21.34

G. Amounts recognized in the Statement of Financial Position

Particulars	Year ended March 31, 2025	Year ended March 31, 2024
Defined Benefit Obligation	64.01	21.49
Fair Value of Plan Assets	-	-
Funded Status	64.01	21.49
Effect of Asset Ceiling/ Onerous Liability	-	-
Net Defined Benefit Liability/ (Asset)	64.01	21.49
Of which, Short term Liability	0.52	0.15

H. Net Defined Benefit Liability (Asset) reconciliation

Particulars	Year ended March 31, 2025	Year ended March 31, 2024
Net Defined Benefit Liability / (Asset) at the beginning	21.49	6.88
Defined Benefit Cost included in P & L	37.56	16.26
Total Remeasurements included in OCI	4.96	-1.65
Net Transfer In / (Out) (Including the effect of any business combination / divesture)	-	-
Amount recognized due to Plan Combinations	-	-
Employer Contributions	-	-
Employer Direct Benefit Payments	-	-
Employer Direct Settlement Payments	-	-
Credit to Reimbursements	-	-
Net Defined Benefit Liability / (Asset) at the end	64.01	21.49

I. Experience Adjustments on Present Value of DBO and Plan Assets

Particulars	Year ended March 31, 2025	Year ended March 31, 2024
(Gain) / Loss on Plan Liabilities	6.34	-1.39
% of Opening Plan Liabilities	29.50%	-20.21%
Gain / (Loss) on Plan Assets		
% of Opening Plan Assets		

The principal assumptions used in determining gratuity obligations for the Company's plans are shown below:

The financial and demographic assumptions on annual basis used for valuation as at the Valuation Date are shown below. The assumptions as at the Valuation Date are used to determine the Present Value of Defined Benefit Obligation at that date.

Summary of Financial Assumptions

Particulars	Valuation Date	
	Year ended March 31, 2025	Year ended March 31, 2024
Discount Rate	7.05%	7.26%
Salary Escalation	5.00%	5.00%



Summary of Demographic Assumptions

Particulars	Valuation Date	
	Year ended March 31, 2025	Year ended March 31, 2024
Mortality Rate (as % of IALM (2012-14) Ult. Mortality Table)	100.00%	100.00%
Disability Rate (as % of above mortality rate)	0.00%	0.00%
Withdrawal Rate	19.45%	17.62%
Normal Retirement Age	62 Years	62 Years
Average Future Service	33.56	33.02

Additional disclosure Items**Expected Cash flow for following years**

Maturity Profile of Defined Benefits Obligations	Year ended March 31, 2025	Year ended March 31, 2024
Year 1	0.52	0.15
Year 2	4.06	0.15
Year 3	8.08	1.30
Year 4	15.40	3.66
Year 5	10.89	4.30
Year 6	9.39	3.78
Year 7	8.17	3.32
Year 8	6.96	2.96
Year 9	6.00	2.55
Year 10	5.17	2.24
Pay-outs above 10 years	31.34	15.57

The weighted average duration of the defined benefit obligation is 7.00 (PY -8.00)

Discontinuance Liability

Amount payable upon discontinuance of all employment is INR 1,00,385 (PY - INR 36,649)

Sensitivity analysis

Discount Rate, Salary Escalation Rate and Withdrawal Rate are significant actuarial assumptions. The change in the Present Value of Defined Benefit Obligation for a change of 100 Basis Points from the assumed assumption is given below:

Summary of Financial & Demographic Assumptions

Scenario	DBO	Percentage Change
Under Base Scenario	64.01	0%
Salary Escalation - Up by 1%	68.47	6.97%
Salary Escalation - Down by 1%	59.91	-6.40%
Withdrawal Rates - Up by 1%	62.82	-1.86%
Withdrawal Rates - Down by 1%	65.21	1.87%
Discount Rates - Up by 1%	60.28	-5.84%
Discount Rates - Down by 1%	68.14	6.45%
Mortality Rates - Up by 10%	64.03	0.02%
Mortality Rates - Down by 10%	64.00	-0.02%



Disclosure for Compensated absences

(i) Amount recognised in the balance sheet

Particulars	As at March 31, 2025	As at March 31, 2024
Compensated Absences	80.56	18.04
Total	80.56	18.04

Accumulated compensated absences, which are expected to be availed or encashed within 12 months from the end of the year are treated as short term employee benefits. Unutilised leave balance that accrues to employees as at the year end is charged to the Statement of Profit and Loss on an undiscounted basis.

34. Leases

Group as a lessee

The Group has entered into long term lease arrangement for its branches. The Group determines the lease term as the non-cancellable period of a lease, together with periods covered by an option to extend the lease, where the Group is reasonably certain to exercise that option. The Company is restricted from assigning or subleasing the leased asset under the terms of lease.

Apart from above, the Group has short-term leases with contractual tenure of less than 12 months. The Group has recognised the lease payments associated with these leases as an expense on accrual basis.

Set out below are the carrying amounts of right-of-use assets recognized and the movements during the year:

Particulars	As at March 31, 2025	As at March 31, 2024
Balance at the beginning	1,801.81	1,759.81
Additions	2,630.78	563.09
Deletions	-	39.41
Depreciation	435.50	481.68
Balance at the end	3,997.10	1,801.81

Set out below are the carrying amounts of lease liabilities (included under Other financial liability) and the movements during the year:

Particulars	As at March 31, 2025	As at March 31, 2024
Balance at the beginning	1,992.99	1,639.05
Additions	2,523.88	478.25
Deletions	478.74	244.61
Depreciation	-561.15	-368.92
Balance at the end	4,434.46	1,992.99

The effective interest rate for lease liabilities is 13.97% for the year ended March 31,2025

a. Maturity analysis of undiscounted lease liability

The table below provides details regarding the contractual maturities of lease liabilities on an undiscounted basis:

Particulars	As at March 31, 2025	As at March 31, 2024
Less than 3 months	212.31	136.67
3 to 12 months	650.74	376.84
1 to 3 years	1,617.95	928.70
More than 3 years	1,953.46	2,071.20
Total undiscounted lease liabilities	4,434.46	3,513.41

b. Amounts recognized in the Statement of Profit and Loss

Particulars	As at March 31, 2025	As at March 31, 2024
Interest expense on lease liability	478.74	244.61
Expense relating to short-term lease	332.26	192.02
	811.01	436.63



A. Lease payments not included in measurement of lease liability

Particulars	As at March 31, 2025	As at March 31, 2024
Short-term leases	332.26	192.02
Leases of Low value assets	-	-
Variable lease payments	-	-
	332.26	192.02

B. Total cash outflow for leases for the year ended March 31, 2025 was INR 592.87 lakhs (March 31, 2024: 368.92 lakhs)

C. The Group has total commitment for short-term leases as at March 31, 2025: Nil (March 31, 2024: Nil)

35. Segment information

Operating segments are reported in a manner consistent with the internal reporting provided to the Chief Operating Decision Maker ("CODM") of the Group. The CODM, who is responsible for allocating resources and assessing performance of the operating segments, has been identified as the Promoters of the Group. The Group is engaged primarily in the business of financing. The Group operates in a single geographical segment i.e. domestic. Accordingly the Group does not have any reportable Segments as per Indian Accounting Standard 108 "Operating Segments".

36. Related Party Transactions

A. Key Managerial Positions	Padmaja Gangireddy - Managing Director
	Raghu Venkata Harish- Non-Executive Director
	Vara Prasad Chaganti- Non-Executive Director
	Mahesh Payannavar-Non-Executive Director
	Vijaya Sivarami Reddy Vendidandi -Non-Executive Director (w.e.f. 02.11.2022)
	Prakash Bhawnani - Chief Financial Officer (Resigned w.e.f. 25th Sept. 2024)
	Komal Ratlani - Company Secretary (Resigned w.e.f. 10th Oct. 2024)
	Rajendra Kavikondala - Company Secretary (w.e.f. 30th Sep. 2024)
B. Entities in which KMP (directors) and their relatives (close members) have significant influence	Spandana Rural & Urban Development Organization (SRUDO)
	Spandana Mutual Benefit Trust (SMBT)
	Abhiram Marketing Services Limited (AMSL)
	Fins Technologies Limited (FINS)
	Keertana Financial Limited (KFL) (till 03.05.2023)
C. Relatives (close members) of KMP	Revan Saahith Reddy Vendidandi, son of Padmaja Gangireddy

Transactions with related parties for year ended 31st March, 2025

Particulars	Key Managerial Personnel (Directors)	Key Managerial Personnel (other than directors)	Entities over which Key Management Personnel (Directors) and their relatives (close members) have significant influence
Rent paid (Property)	66.86	-	53.78
Rent paid (Machinery)	-	-	-
Interest Expense on Loan taken	72.27	-	41.75
Financial Assets Acquisition	-	-	-
Purchase of Property, plant and equipment	-	-	101.49
Service Charges paid	-	-	374.96
Commission Income	-	-	30.46
Investment in Equity Share Capital	-	-	-
Remuneration	133.81	55.40	27.22
Sitting Fees	25.62	-	-
Borrowings (other than Debt Securities)	12,000.00	-	13,660.00
Repayment of Borrowings (other than Debt Securities)	8,500.00	-	13,660.00



Transactions with related parties for year ended 31st March, 2024

Particulars	Key Managerial Personnel (Directors)	Key Managerial Personnel (other than directors)	Entities over which Key Management Personnel (Directors) and their relatives (close members) have significant influence
Rent paid	48.05	-	23.25
Interest Expense on Loan taken	61.77	-	114.38
Financial Assets Acquisition	-	-	2,271.21
Purchase of Property, plant and equipment	-	-	107.85
Service Charges paid	-	-	60.92
Commission Income	-	-	37.15
Investment in Equity Share Capital	-	-	-
Remuneration	66.58	33.49	-
Sitting Fees	44.16	-	-
Borrowings (other than Debt Securities)	6,870.00	-	32,515.17
Repayment of Borrowings (other than Debt Securities)	6,870.00	-	35,463.17

Terms and conditions of transactions with related parties

All Related Party Transactions entered during the year were in ordinary course of the business and on arm's length basis. Outstanding balances at the period-end are unsecured and settlement occurs in cash.

Outstanding balances with related parties for year ended 31st March, 2025

Particulars	Key Managerial Personnel (Directors)	Key Managerial Personnel (other than directors)	Entities over which Key Management Personnel (Directors) and their relatives (close members) have significant influence
Remuneration	7.88	2.04	2.84
Sitting Fees Payable	10.80	-	-
Service Charges Paid	-	-	29.53
Borrowings (other than Debt Securities)	-	-	0.04

Outstanding balances with related parties for year ended 31st March, 2024

Particulars	Key Managerial Personnel (Directors)	Key Managerial Personnel (other than directors)	Entities over which Key Management Personnel (Directors) and their relatives (close members) have significant influence
Commission receivable	-	-	0.13
Sitting Fees Payable	10.80	-	-



37. Maturity analysis of assets and liabilities

The table below shows an analysis of assets and liabilities analysed according to when they are expected to be recovered or settled.

As at March 31, 2025

Particulars	As at March 31, 2025		
	Within 12 months	After 12 months	Total
ASSETS			
Financial Assets			
Cash and cash equivalents	10,089.61	-	10,089.61
Bank Balance other than cash and cash equivalents	3,191.36	0.57	3,191.93
Loans	2,15,839.46	19,769.69	2,35,607.15
Investments	-	98.56	98.56
Other Financial Assets	849.64	334.17	1,183.81
Sub total	2,29,970.07	20,200.99	2,50,171.06
Non-financial assets			
Current Tax assets (Net)	471.00	-	471.00
Deferred Tax assets (Net)	-	1,091.06	1,091.06
Property, plant and equipment	-	3,901.52	3,901.52
Right to Use Assets	-	3,997.10	3,997.1
Other non-financial assets	822.62	-	822.62
Sub total	1,293.62	8,989.68	10,283.30
Total assets	2,31,263.69	29,190.67	2,60,454.36
LIABILITIES AND EQUITY			
Financial liabilities			
Payables			
(I) Trade payables			
(i) total outstanding dues of creditors of micro enterprises and small enterprises	-	-	-
(ii) total outstanding dues of creditors other than micro enterprises and small enterprises	185.40	-	184.14
Debt Securities	31,321.44	36,029.66	67,351.10
Borrowings (Other than Debt Securities)	90,061.57	36,947.08	127,008.65
Other Financial liabilities	1,472.80	4,434.46	5,901.86
Sub total	1,23,041.21	77,411.19	2,00,445.74
Non-Financial liabilities			
Current tax liabilities (Net)	-	-	-
Provisions	80.56	64.01	144.58
Deferred tax liabilities (Net)	-	-	-
Other non-financial liabilities	228.28	-	228.28
Sub total	308.84	64.01	372.86
Total liabilities	1,23,350.05	77,475.20	2,00,825.26



As at March 31, 2024

Particulars	As at March 31, 2024		
	Within 12 months	After 12 months	Total
ASSETS			
Financial Assets			
Cash and cash equivalents	6,148.22	-	6,148.22
Bank Balance other than cash and cash equivalents	1,639.24	-	1,639.24
Loans	1,21,773.63	35,168.96	1,56,942.59
Investments	1,211.99	-	1,221.25
Other Financial Assets	615.94	198.61	814.55
Sub total	1,31,389.01	35,367.57	1,66,756.59
Non-financial assets			
Current Tax assets (Net)	-	-	-
Deferred Tax assets (Net)	-	831.93	831.93
Property, plant and equipment	-	2,114.12	2,114.12
Right to Use Assets	-	1,801.81	1,801.81
Other non-financial assets	351.93	-	351.93
Sub total	351.93	4,747.85	5,099.78
Total assets	1,31,740.94	40,115.43	1,71,856.37
LIABILITIES AND EQUITY			
Financial liabilities	2.62	-	2.62
Payables	76.24	-	76.24
(I) Trade payables	32,994.31	15,705.00	48,699.31
(i) total outstanding dues of creditors of micro enterprises and small enterprises	58,651.4	22,295.8	80,947.2
(ii) total outstanding dues of creditors other than micro enterprises and small enterprises	821.56	1,992.99	2,814.55
Debt Securities	92,546.16	39,993.76	1,32,539.92
Borrowings (Other than Debt Securities)	-	-	-
Other Financial liabilities	263.27	-	263.27
Sub total	55.99	21.49	77.47
Non-Financial liabilities	212.30	-	212.30
Current tax liabilities (Net)	531.55	21.49	553.05
Provisions	93,077.71	40,015.25	1,33,092.96
Deferred tax liabilities (Net)	-	-	-
Other non-financial liabilities	74,51,423.45	-	74,51,423.45
Sub total	75,45,032.71	40,036.74	75,85,069.46
Total liabilities	75,45,088.69	40,058.24	75,85,146.93



38. Fair Value Measurement

Fair value is the price that would be received to sell an asset or paid to transfer a liability in an orderly transaction in the principal (or most advantageous) market at the measurement date under current market conditions (i.e., an exit price), regardless of whether that price is directly observable or estimated using a valuation technique. In order to show how fair values have been derived, financial instruments are classified based on a hierarchy of valuation techniques.

Fair value hierarchy

The Group determines fair values of its financial instruments according to the following hierarchy:

Level 1 - Valuation technique using quoted market price: financial instruments with quoted prices for identical instruments in active markets that Group can access at the measurement date.

Level 2 - Valuation technique using observable inputs: Those where the inputs that are used for valuation and are significant, are derived from directly or indirectly observable market data available over the entire period of the instrument's life.

Level 3 - Valuation technique with significant unobservable inputs: Those that include one or more unobservable input that is significant to the measurement as whole.

Financial instruments by category

Particulars	Measured Category	Fair value hierarchy	As at March 31, 2025	As at March 31, 2024
Financial assets				
Measured at amortised cost				
Cash and cash equivalents	Amortised Cost	Level 1	10,089.61	6,148.22
Bank Balances other than cash and cash equivalents	Amortised Cost	Level 1	3,191.93	1,639.24
Loans	Amortised Cost	Level 3	2,35,607.15	1,56,942.59
Investments in				
Equity Investment in Subsidiary	Amortised Cost	Level 3	98.56	-
Mutual Funds	Fair Value	Level 1	-	1,211.99
Other financial assets	Amortised Cost	Level 3	1,183.81	814.55
Total Financial assets			2,50,171.06	1,66,756.59
Financial liabilities				
Measured at amortised cost				
Trade payables	Amortised Cost	Level 3	185.40	78.87
Debt Securities	Amortised Cost	Level 3	67,351.10	48,699.31
Borrowings (other than Debt Securities)	Amortised Cost	Level 3	1,27,008.65	80,947.19
Other financial liabilities	Amortised Cost	Level 3	5,907.26	2,814.55
Total Financial liabilities			2,00,452.40	1,32,539.92

Set out below is a comparison, by class, of the carrying amounts and fair values of the Group's financial instruments that are initially measured at fair value and subsequently carried at amortised cost in the financial statements. This table does not include the fair values of investments in subsidiaries measured at cost.

Particulars	As at March 31, 2025		As at March 31, 2024	
	Carrying Value	Fair Value	Carrying Value	Fair Value
Financial Assets				
Security Deposits for Right of use	334.17	264.27	272.75	198.61
Loans	2,35,607.15	2,35,607.15	1,56,944.19	1,56,942.59
Investment in Mutual Funds			1,202.05	1,211.99
Total	2,35,941.12	2,35,871.42	1,58,418.99	1,58,353.19
Financial Liabilities				
Debt Securities	67,351.10	67,351.10	49,425.00	48,699.31
Borrowings (Other than Debt Securities)	1,27,008.65	1,27,008.65	81,022.91	80,947.19
Total	1,94,359.74	1,94,359.74	1,30,447.91	1,29,646.50



There have been no transfers between Level 1, Level 2 and Level 3 for the year ended March 31, 2025.

The management assessed that fair values of cash and cash equivalents, bank balances other than cash and cash equivalents, other financial assets, trade payables, other financial liabilities approximate their carrying amounts largely due to the short-term maturities of these instruments.

Valuation techniques

Security Deposit

The fair values of Security deposits for premises are based on discounted cash flows using a simple average deposit rate. They are classified as level 3 fair values in the fair value hierarchy due to the use of unobservable inputs, including own credit risk.

Loans

Fair value of Loans estimated using a discounted cash flow model on contractual cash flows using actual/estimated yields.

Lease liabilities

The fair values of lease liability are based on discounted lease payments using a Group's average incremental borrowing rate. They are classified as level 3 fair values in the fair value hierarchy due to the use of unobservable inputs, including own credit risk.

Borrowings

The fair values of financial liabilities held-to-maturity (financial liabilities other than trade payables and debt securities) are estimated using effective interest rate model based on contractual cash flows using actual yields. Since the cost of borrowing on the reporting date is not expected to be significantly different from the actual yield considered under effective interest rate model, the carrying value of financial liabilities at amortised cost is considered a reasonable approximation of their fair value. The fair value of floating rate borrowing is deemed to equal its carrying value.

Investment in Mutual fund

The fair values of the investment in mutual fund schemes are based on net asset value at the reporting date. The Group does not hold any units as on reporting date.

39. Disclosure with regard to dues to Micro Enterprises and Small Enterprises 22.10.106/2019-20 dated March 13,2020

Particulars	As at March 31, 2025	As at March 31, 2024
(i) the principal amount and the interest due thereon remaining unpaid to any supplier at the end of each accounting year;	NIL	NIL
- Principal due	NIL	2.62
- Interest due	NIL	NIL
(ii) the amount of interest paid by the buyer in terms of section 16 of the Micro, Small and Medium Enterprises Development Act, 2006, along with the amount of the payment made to the supplier beyond the appointed day during each accounting year	NIL	NIL
(iii) the amount of interest due and payable for the period of delay in making payment (which has been paid but beyond the appointed day during the year) but without adding the interest specified under the Micro, Small and Medium Enterprises Development Act, 2006;	NIL	NIL
iv) the amount of interest accrued and remaining unpaid at the end of each accounting year; and	NIL	NIL
(v) the amount of further interest remaining due and payable even in the succeeding years, until such date when the interest dues above are actually paid to the small enterprise, for the purpose of disallowance of a deductible expenditure under section 23 of the Micro, Small and Medium Enterprises Development Act, 2006	NIL	NIL

40. Breach of Covenant

During the financial year ended March 31, 2025, no bank or financial institution or debenture trustee has issued any notice of breach of covenant in respect of loans availed or debt securities issued by the Group.

41. Risk management

Risk is an integral part of the Group's business and sound risk management is critical to the success. As a financial institution, the Group is exposed to risks that are particular to its lending and the environment within which it operates and primarily includes credit, liquidity and market and operational risks. Group's goal in risk management is to ensure that it understands measures and monitors the various risks that arise and the organization adheres strictly to the policies and procedures which are established to address these risks. The Group has a risk management policy which covers risks associated with the financial assets and liabilities. The Board of Directors of the Group are responsible for the overall risk management approach and for approving the risk management strategies and principles. Further, Group has Asset-Liability Management Committee (ALCO) to monitor ALM and liquidity risk.

41. Introduction and Risk Profile

Risk management and mitigation

The Group's risks are measured using a method that reflects both the expected loss likely to arise in normal circumstances and unexpected losses, which are an estimate of the ultimate actual loss. The models make use of probabilities derived from historical experience, adjusted to reflect the economic environment, as necessary.

The Group's policy is to measure and monitor the overall risk-bearing capacity in relation to the aggregate risk exposure across all risk types and activities.



It is the Group's policy to ensure that a robust risk awareness is embedded in its organisational risk culture. Employees are expected to take ownership and be accountable for the risks the Group is exposed to that they decide to take on. The Group's continuous training and development emphasises that employees are made aware of the Group's risk appetite and they are supported in their roles and responsibilities to monitor and keep their exposure to risk within the Group's risk appetite limits.

The Group is generally exposed to credit risk, liquidity risk, market risk, and operational risk.

41.1 Credit Risk

Credit risk is the risk that a customer or counterparty will default on its contractual obligations resulting in financial loss to the Group. Group is into lending operations and is principally exposed to credit risk. Credit risk mainly arises from loans and advances to customers and investments in debt securities that are an asset position. The credit risk is governed by various product policies. The product policies outlines the type of products that can be offered, customer categories, the targeted customer profile and the credit approval process and limits. The Group measures, monitors and manages credit risk at an individual borrower level. Depending on the products, the Group has a structured and standardised credit approval process, which includes a well-established procedure of comprehensive credit appraisal. The Group also follow a systematic methodology in the opening of new branches, which takes into account factors such as demand for credit in the area; income and market potential; and socio-economic and law and order risks in the proposed area.

1. Policies and procedure for credit risk for different products

The Company addresses credit risk by following different processes for different products:

a) Gold Loan

a) Credit risk on Gold loan is generally reduced as collateral is Gold ornaments which can be easily liquidated and there is only a distant possibility of losses due to adequate margin of 25% or more retained while disbursing the loan.

b) Maximum Loan to Value ratio for Gold loans remains at 75%, as prescribed by Reserve Bank of India. Within this Loan to Value, the Sanctioning powers for Gold Loans is delegated to various authorities at branches/controlling offices. Sanctioning powers is used only for granting loans for legally permitted purposes.

c) Extra care is taken if the gold jewellery brought for pledge by any customer at any one time or cumulatively is more than 20 gm with additional measures in place to ascertain the ownership of the gold being pledged. Apart from the branch staff, independent call by back office is made with preset questions asked to the customer for ascertaining the interest in loan, the ownership of the gold jewellery.

d) In case of default, pledged Gold can be auctioned. Auctions are conducted as per the Auction Policy of the Group and the guidelines issued by Reserve Bank of India. Auction is generally conducted before loan amount plus interest exceeds beyond the internal set threshold, which is generally close to realizable value of gold. After reasonable time is given to the customers for release after loan becomes overdue and exhausting all efforts for persuasive recovery, auction is resorted to as the last measure in unavoidable cases. Loss on account of auctions are recovered from the customer. Any excess received on auctions are refunded to the customer.

(b) Housing Loan/Loan against property

Group has a separate Credit Risk policy which outlines all the product characteristics and assessment of borrower, including the technical and legal aspects of the property. Loan against property or Housing loan involves not only the income assessment but also the property assessment. The detailed on the income assessment and property assessment is guided as per the credit policy applicable.

(c) Micro Enterprise Loans (MEL)

Micro Enterprise loans are unsecured loans wherein the credit delivery mechanism remains as per Joint Liability Group (JLG). Thus, despite being the unsecured characteristics, the loans have social collateral in place, i.e. the group guarantee. Credit risk under such arrangement is though higher than a secured loan but remains lower than the unsecured consumption loan. The loans are preliminary extended to women borrowers in the group for income generation purpose. In order to address credit risk under such product, Group has stringent credit assessment policies for client selection. Measures such as verifying client details, online documentation and the usage of credit bureau data to get information on past credit behaviour also supplement the efforts for containing credit risk. Group also follows key non negotiable underwriting norms including having a own house mandatory without which the loan would get rejected. Group also follows a systematic methodology in the opening of new branches, which takes into account factors such as the demand for credit in the area; income and market potential; and socio-economic and law and order risks in the proposed area.

(d) Business Loans ('M'SME Loans)

Micro SME loans are of unsecured nature and extended for business purpose. The well defined policy on credit appraisal is in place to ensure that the loan is sanctioned as per the eligibility norms.

(e) Personal Loans

Personal loan portfolio of the Group is limited to the existing customers, i.e. having one or more other secured loans. The credit risk thus gets limited.

Impairment assessment

The references below show where the Group's impairment assessment and measurement approach is set out in this report. It should be read in conjunction with the summary of significant accounting policies.

Definition of default and cure

The Group considers a financial instrument as defaulted and therefore Stage 3 (credit-impaired) for Expected Credit Loss (ECL) calculations in all cases when the borrower becomes more than 3 months past due on its contractual payments.



The staging criteria used by the Company is as below:

Particulars	Stage
Upto 30 days	Stage 1
Between 31 to 90 days	Stage 2
Above 91 days	Stage 3

Exposure at default (EAD)

The exposure at default (EAD) represents the gross carrying amount of the financial instruments subject to the impairment calculation, addressing both the ability to increase its exposure while approaching default and potential early repayments too. To calculate the EAD for a Stage 1 loan, the Group assesses the possible default events within 12 months for the calculation of the 12 months ECL. For Stage 2 and Stage 3 financial assets, the exposure at default is considered for events over the lifetime of the instruments.

Probability of default (PD)

The Probability of Default is an estimate of the likelihood of default over a given time horizon. To calculate the ECL for a Stage 1 loan, the Group assesses the possible default events within 12 months for the calculation of the 12month ECL. For Stage 2 and Stage 3 financial assets, the exposure at default is considered for events over the lifetime of the instruments. The Group uses historical information wherever available to determine PD

Loss given Default (LGD)

LGD is the estimated loss that the Group might bear if the borrower defaults. The Group determines its recovery (net present value) by analysing the recovery trends, borrower rating, collateral value and expected proceeds from sale of asset.

LGD Rates have been computed internally based on the discounted recoveries in defaulted accounts that are closed/ written off/ repossessed and upgraded during the year.

When estimating ECLs on a collective basis for a group of similar assets, the Group applies the same principles for assessing whether there has been a significant increase in credit risk since initial recognition.

Expected credit loss

Expected credit loss is a calculation of the present value of the amount expected not to be recovered on a financial asset, for financial reporting purposes. Credit risk is the potential that the obligor and counterparty will fail to meet its financial obligations to the lender. This requires an effective assessment and management of the credit risk at both individual and portfolio level.

The references below show where the Group’s impairment assessment and measurement approach is set out in these notes. It should be read in conjunction with the Summary of significant accounting policies.

(i) Definition of default

The Group considers a financial instrument as defaulted and considered it as Stage 3 (credit-impaired) for ECL calculations in all cases, when the borrower becomes more than 90 days past due on its contractual payments or classified as NPA as per RBI directions. The Probability of Default is an estimate of the likelihood of default over a given time horizon. A default may only happen at a certain time over the assessed year, if the facility has not been previously derecognised and is still in the portfolio.

(ii) Exposure at default

The exposure at default (EAD) represents the gross carrying amount of the financial instruments subject to the impairment calculation, addressing both the client’s ability to increase its exposure while approaching default and potential early repayments too.

(iii) Loss given default

Loss given default represents an estimate of the loss expected to be incurred when the event of default occurs. For calculation Group use prescribed rate by the RBI under FIRB.

(iv) Significant increase in credit risk

The Group continuously monitors all assets subject to ECL. In order to determine whether an instrument or a portfolio of instruments is subject to 12 month ECL or lifetime ECL, the Group assesses whether there has been a significant increase in credit risk since initial recognition taking into account both qualitative and quantitative information. The Group mandatorily considers an exposure to have significantly increased in credit risk when contractual payments are more than 30 days past due. When estimating ECL on a collective basis for a group of similar assets, the Group applies the same principles for assessing whether there has been a significant increase in credit risk since initial recognition.

(v) Delinquency buckets have been considered as the basis for the staging of all loans with:

Stage 3 is those accounts which are classified as NPA

Stage 2 is those accounts wherein there is significant increase in credit risk

Stage 1 is those accounts wherein DPD is 0–30 days and not considered in Stage 2 and Stage 3

The Group has classified all individual loans as amortised cost and has assessed it at the collective pool level.



MEL, MSME, and LAP Loans

Due to limited historical data, the Group relies on peer benchmarking. This involves looking at delinquency rates of other lenders offering similar loan products (MEL, MSME, and LAP loans) and operating in the same region. By analysing these benchmarks, the Group estimate the PD for its own loan portfolio.

Since historical data on defaults is insufficient, the Group uses LGD rates prescribed by the RBI under FIRB (Foundation Internal Rating Based) approach in its impairment model to estimate actual recovery data. The Group considers a 55% LGD for secured loans and 65% for unsecured loans, as specified by FIRB guidelines.

Gold Loans

The Group leverages both receivable aging data and a management overlay to estimate potential credit losses for gold loans. The flow rate matrix approach analyses how loans transition through delinquency stages, while the management overlay considers factors like loan-to-value ratio, historical recovery data, and industry benchmarks to account for limited default recovery data. This comprehensive approach helps the Group make informed provisions for potential losses associated with their gold loan portfolio.

(a) Expected Credit Loss for the Financial Assets other than Loans

As at March 31, 2025

Particulars	Gross Carrying Amount at Default	Expected Credit Loss	Carrying amount Net of Impairment Provision
Cash and cash equivalents	10,089.61	-	10,089.61
Bank balance other than cash and cash equivalents	3,191.93	-	3,191.93
Investments	98.56	-	98.56
Other financial assets	1,183.81	-	1,183.81
	14,563.91	-	14,563.91

As at March 31, 2024

Particulars	Gross Carrying Amount at Default	Expected Credit Loss	Carrying amount Net of Impairment Provision
Cash and cash equivalents	6,148.22	-	6,148.22
Bank balance other than cash and cash equivalents	1,639.24	-	1,639.24
Investments	1,211.99	-	1,211.99
Other financial assets	814.55	-	814.55
	9,813.99	-	9,813.99

The Group has not provided ECL on cash and cash equivalents, bank balance other than cash and cash equivalents as these instruments are short term in nature and there is no history of defaults in the past. Also there has not been any changes in the credit rating of these custodians.

Credit Quality of Loans

The table below shows the credit quality and the maximum exposure to credit risk based on the Group's internal credit rating system and year-end stage classification. The amounts presented are gross of impairment allowances.

Particulars	FY 2024-25			
	Stage 1	Stage 2	Stage 3	Total
0 DPD	2,15,514.46	-	-	2,15,514.46
(1-30) DPD	9,532.48	-	-	9,532.48
(31-60) DPD	-	10,956.72	-	10,956.72
(61-90) DPD	-	2,234.85	-	2,234.85
(91-120) DPD	-	-	1,730.03	1,730.03
(>120) DPD	-	-	121.46	121.46



Particulars	FY 2023-24			
	Stage 1	Stage 2	Stage 3	Total
0 DPD	149,532.90	-		1,49,532.90
(1-30) DPD	10,134.10	-		10,134.10
(31-60) DPD	-	117.87		117.87
(61-90) DPD	-	49.26		49.26
(91-120) DPD	-	-	48.67	48.67
(>120) DPD	-	-	24.35	24.35

(b) An analysis of changes in the gross carrying amount and the corresponding ECL allowances is, as follows:

Particulars	FY 2024-25			
	Stage 1	Stage 2	Stage 3	Total
Gross carrying amount opening balance	1,58,203.35	167.13	73.02	158,443.50
Add: EIR impact of Service charges received	1,463.66	-	-	1,463.66
New assets originated or purchased	5,94,487.52	-	-	5,94,487.52
Assets derecognised or repaid (excluding write offs)	-5,12,676.16	-	-	-5,12,676.16
Transfers to Stage 1	-	-	-	-
Transfers to Stage 2	-17,092.24	17,092.24	-	-
Transfers to Stage 3	-1,853.76	-3,881.05	5,734.81	-
Amounts written off	-45.42	-	-3,871.78	-3,917.20
Gross carrying amount closing balance	2,22,486.94	13,378.33	1,936.05	2,37,801.32
Less: EIR impact of Service charges received	-1,144.34	-	-	-1,144.34
Gross carrying amount closing balance net of EIR impact of service charge received	2,23,631.28	13,378.33	1,936.05	2,38,945.66

Reconciliation of ECL balance is given below

Particulars	FY 2023-24			
	Stage 1	Stage 2	Stage 3	Total
Gross carrying amount opening balance	62,218.59	54.96	4.63	62,278.18
Add: EIR impact of Service charges received	343.77	-		343.77
New assets originated or purchased	3,22,847.08	-		3,22,847.08
Assets derecognised or repaid (excluding write offs)	-2,25,561.87	-		-2,25,561.87
Transfers to Stage 1	-	-		-
Transfers to Stage 2	-112.17	112.17		-
Transfers to Stage 3	-68.39	-	68.39	-
Amounts written off	-	-	-	-
Gross carrying amount closing balance	1,59,667.01	167.13	73.02	1,59,907.16
Less: EIR impact of Service charges received	1,463.66	-	-	1,463.66
Gross carrying amount closing balance net of EIR impact of service charge received	1,58,203.35	167.13	73.02	1,58,443.50



Reconciliation of ECL balance is given below:

Particulars	FY 2024-25			
	Stage 1	Stage 2	Stage 3	Total
ECL allowance - opening balance	1,3765.55	51.33	73.02	1,500.91
New assets originated or purchased	7,224.61	-	-	7,224.61
Assets derecognised or repaid (excluding write offs)	-1,385.46	-51.33	-73.02	-1,509.81
Transfers to Stage 1	-5,209.11	5,209.11	-	-
Transfers to Stage 2	-942.11	-3,890.34	4,827.03	-5.41
Transfers to Stage 3	-	-	-	-
Impact on year end ECL of exposures transferred between stages during the year	1,064.49	1,318.77	4,827.03	7,210.29
Amounts written off	-	-	3,871.78	3,871.78
ECL allowance - closing balance	1,064.49	1,318.77	955.26	3,338.52

Particulars	FY 2023-24			
	Stage 1	Stage 2	Stage 3	Total
ECL allowance - opening balance	384.85	1.83	2.72	389.39
New assets originated or purchased	1,500.91	-	-	1,500.91
Assets derecognised or repaid (excluding write offs)	-384.85	-1.83	-2.72	-389.39
Transfers to Stage 1	-51.33	-	-	-
Transfers to Stage 2	-73.02	51.33	-	-
Transfers to Stage 3	-	-	73.01	-
Impact on year end ECL of exposures transferred between stages during the year	1,376.55	-	-	-
Amounts written off	-	-	-	-
ECL allowance - closing balance	1,376.55	51.33	73.01	1,500.91

41.2 Liquidity Risk

Liquidity risk refers to the risk that the Group may not meet its financial obligations. Liquidity risk arises due to the unavailability of adequate funds at an appropriate cost or tenure. The objective of liquidity risk management is to maintain sufficient liquidity and ensure that funds are available for use as per requirements. The Group consistently generates sufficient cash flows from operating and financial activities to meet its financial obligations as and when they fall due. Our resource mobilisation team sources funds from multiple sources, including from banks, financial institutions and capital markets to maintain a healthy mix of sources. The resource mobilisation team is responsible for diversifying fund raising sources, managing interest rate risks and maintaining a strong relationship with banks, financial institutions, mutual funds, insurance companies, other domestic and foreign financial institutions and rating agencies to ensure the liquidity risk is well addressed. The maturity schedule for all financial liabilities and assets are regularly reviewed and monitored.

The following table shows the maturity analysis of financial liabilities of the Group based on contractually agreed undiscounted cash flows as at the Balance Sheet date:

Particulars	upto 1 month	over one month to 2 months	Over 2 months to 3 months	Over 3 months to 6 months	Over 6 months upto 1 year	Over 1 upto 3 years	Over 3 years upto 5 years	Total
As at March 31, 2025								
Trade payables	181.14	-	-	-	-	-	-	184.14
Debt Securities	2,591.99	7,426.99	519.49	7,760.98	13,021.97	36,029.66	-	67,351.10
Borrowings (other than debt securities)	3,146.03	3,213.00	3,162.45	9,877.66	16,064.37	91,545.14	-	1,27,008.65
Lease liabilities	70.55	70.83	70.94	213.92	436.82	1,617.95	1,953.46	4,336.24
Other financial liabilities	1,261.16	84.47	-	80.62	-	-	-	1,426.25
Total	7,253.87	10,795.29	3,752.88	17,933.19	29,523.16	1,29,192.75	-	2,00,405.85
As at March 31, 2024								
Trade payables	78.67	-	-	-	-	-	-	78.67
Debt Securities	1,651.66	6,545.83	1,568.33	8,940.00	15,447.69	14,725.04	-	48,878.56
Borrowings (other than debt securities)	5,049.46	5,142.65	6,278.93	16,292.51	26,639.31	20,711.83	41,.66	80,156.35
Lease liabilities	45.94	45.63	45.09	132.35	244.49	928.70	2,071.20	3,513.41
Other financial liabilities	91.92	-	729.64	-	-	-	-	821.56
Total	6,917.84	11,734.11	8,622.00	25,364.86	42,331.49	36,365.57	2,112.86	1,33,448.74



41.3 Market Risk

Market Risk is the risk that the fair value or the future cash flows of a financial instrument will fluctuate because of changes in market factor. Such changes in the values of financial instruments may result from changes in the interest rates, credit, liquidity, and other market changes. The objective of market risk management is to avoid excessive exposure of our earnings and equity to loss and reduce our exposure to the volatility inherent in financial instruments. There are broadly two types of market risks: (a) Interest rate risk, and (b) Price risk.

a. Interest rate risk

Interest rate risk is the risk that the fair value of future cash flows of a financial instrument will fluctuate because of changes in market interest rates. The Group is subject to interest rate risk, primarily since it lends to customers at fixed rates and for short maturity periods.

The Group borrows at both fixed and floating interest rates for different periods. Floating rates gives rise to interest rate risk. Interest rates are highly sensitive to many factors beyond control, including the monetary policies of the Reserve Bank of India, deregulation of the financial sector in India, domestic and international economic and political conditions, inflation and other factors. In order to manage interest rate risk, the Group seek to optimize borrowing profile between short-term and long-term loans. The Group adopts funding strategies to ensure diversified resource-raising options to minimize cost and maximize stability of funds. Assets and liabilities are categorized into various time buckets based on their maturities. The Interest Rate Risk is mitigated by availing funds at very competitive rates through diversified borrowings and for different tenors.

The following table demonstrates the sensitivity to a reasonably possible change in the interest rates on the portion of borrowings affected. With all other variables held constant, the profit before taxes affected through the impact on floating rate borrowings are as follows:

Impact on Profit before taxes	As at March 31, 2025	As at March 31, 2024
On Floating Rate Borrowings:		
1% increase in interest rates	1,511.13	365.44
1% decrease in interest rates	-1,511.13	-365.44

b Price risk

The Group offers Gold loan as the product and is exposed to Price Risk on account of sudden change in price of Gold. Sudden fall in the gold price or fall in the value of the pledged gold ornaments can result in some of the customers to default if the loan amount and interest exceeds the market value of gold. This risk is in part gets mitigated by a minimum 25% margin retained on the value of gold jewellery at the time of sanction of loan. Further, we appraise the gold jewellery collateral solely based on the weight of its gold content, excluding weight and value of the stone studded in the jewellery. In addition, the sentimental value of the gold jewellery to the customers may induce repayment and redemption of the collateral even if the value of gold ornaments falls below the value of the repayment amount. An occasional decrease in gold prices will not increase price risk significantly on account of our adequate collateral security margins, short tenure of the gold loans and quality valuation done at the time of sanction. However, a sustained decrease in the market price of gold can additionally cause a decrease in the size of our loan portfolio and our interest income.

41.4 Operational and business risk

Operational risk is the risk of loss arising from systems failure, human error, fraud or external events. When controls fail to operate effectively, operational risks can cause damage to reputation, have legal or regulatory implications, or lead to financial loss. The Group cannot expect to eliminate all operational risks, but it endeavours to manage these risks through a control framework and by monitoring and responding to potential risks. Controls include effective segregation of duties, access, authorisation and reconciliation procedures, staff education and assessment processes, such as the use of internal audit.

42. Capital Management

The primary objectives of the Group's capital management are to ensure that the Group complies with externally imposed capital requirements and maintains strong credit ratings and healthy capital ratios in order to support its business and to maximise shareholder value.

The Group manages its capital structure and makes adjustments to it according to changes in economic conditions and the risk characteristics of its activities. In order to maintain or adjust the capital structure, the Group may adjust the amount of dividend payment to shareholders, return capital to shareholders or issue capital securities.

43. Other regulatory disclosures

43.1 No proceedings have been initiated on or are pending against the Group for holding benami property under the Benami Transactions (Prohibition) Act, 1988 (45 of 1988) and rules made thereunder.

43.2 The Group has not been declared wilful defaulter by any bank or financial institution or other lender.

43.3 The Group has no transactions with the companies struck off under Section 248 of the Companies Act, 2013 or Section 560 of the Companies Act, 1956.

43.4 The Group has not entered into any scheme of arrangement which has an accounting impact on current or previous financial year.

43.5 No funds have been advanced or loaned or invested (either from borrowed funds or share premium or any other sources or kind of funds) by the Group to or in any other person or entity, including foreign entities ("Intermediaries") with the understanding, whether recorded in writing or otherwise, that the Intermediary shall lend or invest in party identified by or on behalf of the Group (Ultimate Beneficiaries). The Group has not received any fund from any party (Funding Party) with the understanding that the Group shall whether, directly or indirectly lend or invest in other persons or entities identified by or on behalf of the Group ("Ultimate Beneficiaries") or provide any guarantee, security or the like on behalf of the Ultimate Beneficiaries

43.6 There is no income surrendered or disclosed as income during the current or previous year in the tax assessments under the Income Tax Act, 1961, that has not been recorded previously in the books of account.

43.7 All charges or satisfaction are registered with ROC within the statutory period for the financial year ended March 31, 2025. No charges or satisfactions are yet to be registered with ROC beyond the statutory period.

43.8 The Group has not revalued its Property, Plant and Equipment (including Right-of Use Assets) based on the valuation by a registered valuer as defined under rule 2 of Companies (Registered Valuers and Valuation) Rules, 2017.

43.9 The Group has not traded or invested in crypto currency or virtual currency during the current or previous year.

43.10 There is no amount due and outstanding to be credited to Investor Education And Protection Fund.

43.11 The Group has opted for new regime of taxation u/s 115BAA.

44. Disclosure of Additional Information Pertaining to the Parent Company, and its subsidiary as per Schedule III of Companies Act, 2013- to the companies Act 2013 for the year ended 31 March, 2025

Name of the entity in the Group	As at March 31, 2025		Year ended March 31, 2025					
	Net Assets, i.e., total assets minus total liabilities		Share in profit or loss		Share in other comprehensive income		Share in total comprehensive income	
	As % of consolidated net assets	Amount	As % of consolidated profit or loss	Amount	As % of consolidated other comprehensive	Amount	As % of total comprehensive income	Amount
Parent Company: Keertana Finserv Limited	99.51%	2,59,168.95	99.63%	6,585.58	100.00%	-6.21	99.63%	6,579.37
Subsidiary Company: Keertana Financial Limited	0.49%	1,285.41	0.37%	24.53	0.00%	-	0.37%	24.35

Name of the entity in the Group	As at March 31, 2024		Year ended March 31, 2024					
	Net Assets, i.e., total assets minus total liabilities		Share in profit or loss		Share in other comprehensive income		Share in total comprehensive income	
	As % of consolidated net assets	Amount	As % of consolidated profit or loss	Amount	As % of consolidated other comprehensive	Amount	As % of total comprehensive income	Amount
Parent Company: Keertana Finserv Limited	96.87%	38,733.88	99.62%	7,158.73	100.00%	1.24	99.62%	7,159.97
Subsidiary Company: Keertana Financial Limited	3.13%	1,250.77	0.38%	27.19	0.00%	-	0.38%	27.19

Notes to accounts form an integral part of financial statements

As per our report of even date

For M/s. GVCA & Associates
(Formerly known as GC Reddy & Associates)
Chartered Accountants
Firm's registration No. 0100745

CA Vijendra G

Partner
Membership No. 220735
Place: Secunderabad
Date: 02.05.2025
UDIN: 25220735BMKQOY4483

For Keertana Finserv Limited

Padmaja Gangireddy
Managing Director
DIN: 00004842
Place: Hyderabad
Date: 02.05.2025

Revan Saahith Reddy V.
Chief Financial Officer
Place: Hyderabad
Date: 02.05.2025

Vara Prasad Chaganti
Director
DIN: 09425725
Place: Hyderabad
Date: 02.05.2025

Rajendra Kavikondala
Company Secretary
Place: Hyderabad
Date: 02.05.2025

**CEO/CFO Certificate
Under Regulations 17(8) of the Securities and Exchange Board of India
(Listing Obligations and Disclosure Requirements) Regulations, 2018**

To,
The Board of Directors
Keertana Finserv Limited

Dear Members of the Board,

Sub: Certification by Managing Director and Chief Financial Officer in terms of Regulation 17(8) of the SEBI (Listing Obligations and Disclosure Requirements) Regulations, 2015

1. We have reviewed financial statement and the cashflow statement of Keertana Finserv Limited (“the company”) for the year ended March 31, 2025, and to the best of our knowledge and belief:
 - i. these statements do not contain any materially untrue statements or omit any material fact or contain statements that might be misleading;
 - ii. these statements together present a true and fair view of the Company’s affairs and are in compliance with existing standards, applicable laws and regulations.
2. There are, to the best of our knowledge and belief, no transactions entered into by the company during the year which are fraudulent, illegal or violation of the Company’s Code of Conduct.
3. We accept responsibility for establishing and maintaining internal controls for financial reporting and we have evaluated the effectiveness of Company’s internal control systems pertaining to financial reporting. We have not come across any reportable deficiencies in the design or operation of such internal controls.
4. We have indicated to the Auditors and the Audit Committee:
 - i. there are no significant changes in internal controls over financial reporting during the year;
 - ii. there are no significance changes in accounting policies during the year; and
 - iii. there are no instances of significant fraud of which we have become aware.

Sd/-
Revan Saahith Reddy V.
Chief Financial Officer

Sd/-
Padmaja Gangireddy
Managing Director

Place:Hyderabad
Date:29.08.2025



**DECLARATION REGARDING COMPLIANCE BY BOARD MEMBERS AND SENIOR MANAGEMENT PERSONNEL WITH THE
COMPANY'S CODE OF CONDUCT**

To,
The Members of Keertana Finserv Limited

I hereby confirm that the Company has obtained from all the members of the Board and designated senior management employees of the Company, affirmation that they have complied with "Code of Conduct for Board Members and Senior Management" ("Code") of the Company for the financial year ended March 31, 2025.

For and on behalf of the Board of Directors

Sd/-
Padmaja Gangireddy
Managing Director
DIN: 00004842

Place: Hyderabad
Date: 29.08.2025

